

INTEGRITY DIVISION YEAR END REPORT

The following information is based upon data obtained from 1 August 2016 to 31 July 2017.

SWABBING

An important KPI for the stewards is the testing of samples from racing animals for the purposes of ensuring that no substances prohibited under the respective rules of racing are present at the time of racing.

The table below represents the total number of swabs taken during the period and the number of positive swabs.
(Black = 2015/16, Blue 2016/17)

Thoroughbred	Samples	Positives
Post Race	2019 (2082)	5 (1)
TCO2	1444 (1485)	1 (0)
OOCT	219 (169)	0 (0)
Human	184 (210)	4 (5)
Harness	Samples	Positives
Post Race	2003 (1764)	5 (1)
TCO2	2427 (2316)	0 (0)
OOCT	136 (144)	0 (0)
Human	82 (125)	0 (1)
Greyhound	Samples	Positives
Post Race	1235 (1214)	0 (0)
OOCT	28 (77)	0 (0)
TOTAL	Samples	Positives
Post Race	5,257 (5,060)	10 (2)
TCO2	3,871 (3,801)	1 (0)
OOCT	383 (390)	0 (0)
Human	266 (335)	4 (6)

Comment:

- Significant decrease in positives despite commensurate numbers of samples being taken.

CLASSIFICATION OF DETECTED SUBSTANCES

The following table distinguishes between the types of substances detected with the total number of positive swabs. A therapeutic substance is generally one which is commonly used in the training of racing animals to manage injuries or illnesses. Whilst such substances have a legitimate use in training, they are prohibited in a racing animal and therefore must be withdrawn from administration at suitable times to ensure the drug has cleared. A stimulant is performance enhancing by nature and has no therapeutic value. Other represents cobalt or arsenic.

CODE	THERAPEUTIC	STIMULANT	TCO2	OTHER	TOTAL
THOROUGHBRED	-	-	-	1	1
HARNESS	1	-	-	-	1
GREYHOUNDS	-	-	-	-	0

Comment:

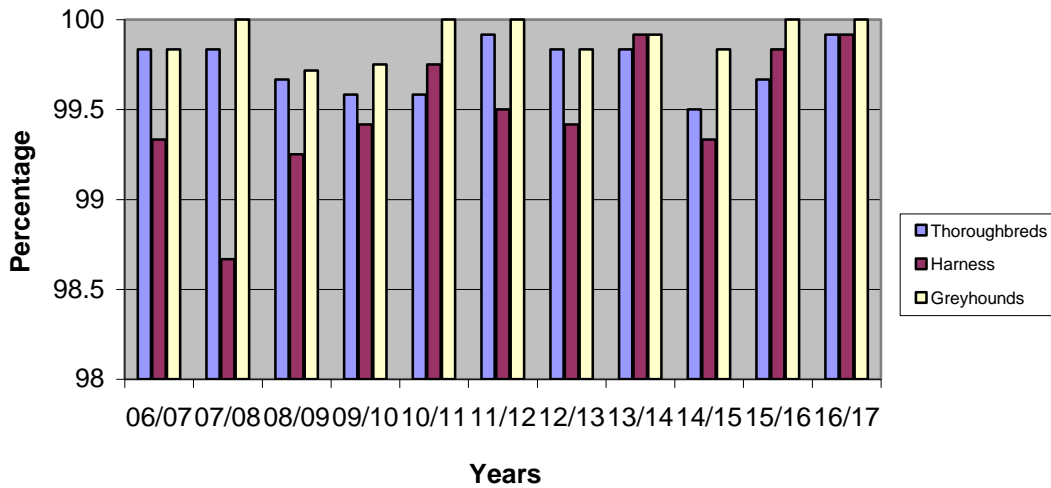
- Other in Thoroughbreds relates to Arsenic

COMPARISON

Following graphs compare previous year's results.

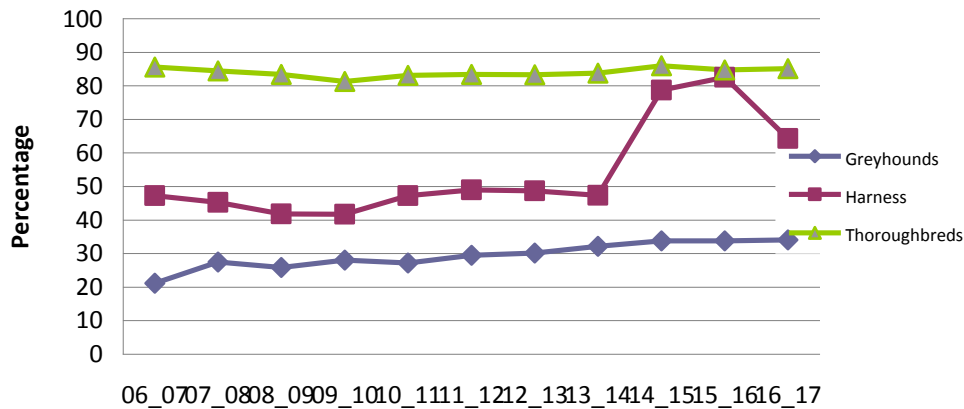
Comment: Despite significant increase in overall swabbing levels, >99.5% of swabs are negative evidencing a very clean racing industry.

Yearly Percentages Negative

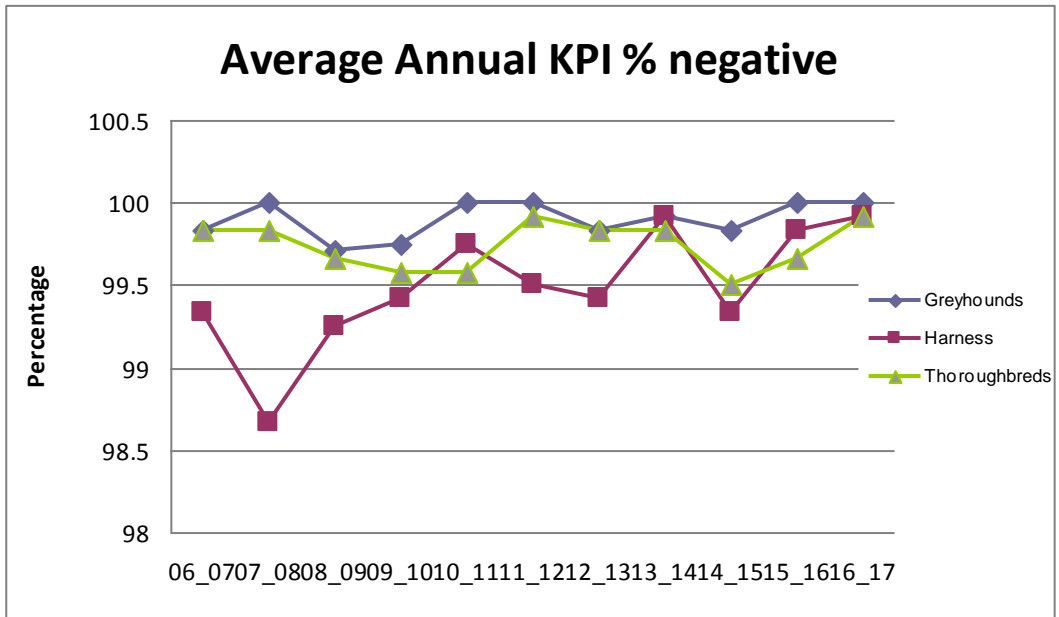


ANNUAL KEY PERFORMANCE INDICATOR (KPI) TRACKING

Average Annual KPI % Winners Swabbed



Comment: Percentage winners swabbed across all three codes has been maintained to a high level whilst simultaneously increasing other forms of testing (eg. Out of competition, special screening, and retrospective screening).



Comment: All codes evidencing very high levels of negative >99.5% as a strong reflection of the clean state of WA racing.

INQUIRIES

The following data relates to the functioning of the Major Inquiries panel, which hears and determines serious matters where significant penalty may be applied in the event of offences of the rules being found. The data does not include minor inquiries conducted by the respective code panels or race day matters such as careless driving/riding etc.

CODE	TOTAL INQUIRIES	APPEALS	DISQ.	SUSP.	FINE	REPRIMAND
THOROUGHBRED	13	1	7	1	3	-
HARNESS	7	4	5	-	2	-
GREYHOUND	5	3	5	-	-	-
TOTAL	25	8	17	1	5	-

APPEALS

(Data courtesy RPAT annual report figures 2016/17)

Performance Summary for 2016-17

During the year, two appeals were carried over from 2015-16 and 9 new appeals were lodged with the Tribunal. As at 30 June 2017, the Tribunal had determined 9 appeals, including two from the previous year, with four appeals being carried over to 2017-18. These appeals, together with appeals from the previous year, are summarised by racing code:

Racing Code	Appeals carried over to 2016-17	Appeals Lodged	Appeals Determined	Appeals carried over to 2017-18
Thoroughbred	0	0	0	0
Harness	2	5	5	2
Greyhound	0	4	2	2
TOTAL	2	9	7	4

The results of the determinations in respect of the racing codes for the year 2016-17 are summarised below.

	2016-17		
Results	Thoroughbred	Harness	Greyhound
Allowed in Full	0	1	0
Allowed in Part (Penalty Reduced)	0	1	0
Referred Back to Stewards (RWWA)	0	0	0
Dismissed	0	2	2
Withdrawn	0	0	0
Leave to Appeal Refused	0	1	0
Total	0	5	2

Appeals Carried Over to 2017-18	Thoroughbred	Harness	Greyhound
Reserved Decision	0	2	2
Reserved Decision on penalty only	0	0	0
Reasons to be published	0	0	0
Yet to be heard	0	0	0
Total	0	2	2

STAYS OF PROCEEDINGS

In 2016-17, there were three applications for stays of proceedings. The Chairperson made the determinations as follows:

Stays of Proceedings 2016-17			
Results	Thoroughbred	Harness	Greyhound
Stays Granted	0	0	0
Stays Refused	0	2	1
Withdrawn	0	0	0
Total	0	2	1

STAYS OF PROCEEDINGS

In 2015/16, similar to the previous year, there were four applications for stays of proceedings. The Chairperson made the determinations as follows:

Stays of Proceedings 2015/16			
Results	Thoroughbred	Harness	Greyhound
Stays Granted	1	0	0
Stays Refused	1	2	0
Withdrawn	0	0	0
Total	2	2	0