









# Gloucester Park Race 1 Distance 2130m

Tuesday, 14 July 2020

Gross Time: 2:41.30 MileRate: 2:01.90 LeadTime: 41.10s First Qtr: 32.40s Second Qtr: 29.70s Third Qtr: 29.50s Fourth Qtr: 28.60s

No Horse	Plc	Margin	Time	800Time (W)	400 Time (W)	Finish Position and metres gained from 800m
1 ABSOLUTE DELIGHT	1	0.0m	2:41.30	58.10s (0)	28.60s (0)	 0.0
3 YELLOWROSEOFTEXAS	2	3.0m	2:41.53	57.98s (0)	28.51s (0)	 +1.6
5 FOLLOW MY STRIDE	3	3.9m	2:41.59	57.70s (0)	28.29s (0)	 +5.5
4 ALL THE RUBIES	4	5.7m	2:41.73	58.35s (1)	28.85s (1)	 -3.5
7 STEP IT UP	5	10.3m	2:42.07	57.73s (0)	28.39s (0)	 +5.1
6 ONLY FIVE STARZZZ	6	26.6m	2:43.30	59.14s (1)	29.62s (2)	 -14.4
2 SWEET SUZI	7	34.1m	2:43.86	60.03s (1)	30.44s (1)	 -26.7
8 FOXY ROSE	8	47.3m	2:44.85	60.30s (1)	31.42s (2)	 -30.5



Sectionals  
Powered by



Home of Australian Harness Sectionals

Get your sectionals delivered to your inbox daily

Check out [www.pjdata.com.au](http://www.pjdata.com.au)



RWWA and provider are not responsible for the completeness or accuracy of any of the information contained herein, and makes no representations about its suitability for any purpose.

# Gloucester Park Race 2 Distance 2536m

Tuesday, 14 July 2020

Gross Time: 3:13.20 MileRate: 2:02.60 LeadTime: 74.20s First Qtr: 32.00s Second Qtr: 30.20s Third Qtr: 28.30s Fourth Qtr: 28.50s

No Horse	Plc	Margin	Time	800Time (W)	400 Time (W)	Finish Position and metres gained from 800m
10 STARLIGHT DESTINY	1	0.0m	3:13.20	56.21s (0)	27.75s (1)	
3 TUBBS FARQUHAR	2	0.2m	3:13.21	56.81s (0)	28.51s (0)	
7 FOLSOM PRISON	3	5.2m	3:13.59	57.12s (1)	28.78s (1)	
5 STARLIGHT BRIGADE	4	5.8m	3:13.63	56.86s (1)	28.51s (1)	
1 LIVE LIFE FAST	5	8.0m	3:13.80	57.07s (0)	28.74s (0)	
12 HEZ A CHANCE	6	8.7m	3:13.85	56.43s (1)	27.86s (1)	
11 THATELBE	7	10.1m	3:13.96	56.62s (0)	28.15s (0)	
4 TEPELO STAR	8	13.3m	3:14.20	56.52s (0)	28.03s (0)	
8 KARLAS LUCKY SON	9	31.5m	3:15.56	58.36s (2)	29.33s (3)	
2 LOVEISAMYTH	10	37.1m	3:15.98	58.77s (1)	30.09s (2)	
9 CARRAMAR PHILEMON	11	77.2m	3:18.98	61.88s (2)	32.43s (2)	



Sectionals  
Powered by



Home of Australian Harness Sectionals

Get your sectionals delivered to your inbox daily

Check out [www.pjdata.com.au](http://www.pjdata.com.au)



RWWA and provider are not responsible for the completeness or accuracy of any of the information contained herein, and makes no representations about its suitability for any purpose.

# Gloucester Park Race 3 Distance 2130m

Tuesday, 14 July 2020

Gross Time: 2:34.40 MileRate: 1:56.60 LeadTime: 37.10s First Qtr: 30.90s Second Qtr: 30.00s Third Qtr: 28.10s Fourth Qtr: 28.30s

No Horse	Plc	Margin	Time	800Time (W)	400 Time (W)	Finish Position and metres gained from 800m
8 POWER AND GRACE	1	0.0m	2:34.40	56.18s (1)	28.20s (1)	+3.2
2 THE VERANDAH	2	0.8m	2:34.46	56.46s (0)	28.36s (0)	-0.8
4 PIERRE WHITBY	3	5.0m	2:34.77	55.60s (1)	27.33s (2)	+11.4
1 BE ON GUARD	4	5.8m	2:34.83	56.16s (0)	27.96s (0)	+3.4
10 ROCKNROLL WHITBY	5	7.8m	2:34.98	55.98s (0)	27.77s (0)	+6.0
9 BEAUDIENE WESTERN	6	9.8m	2:35.13	55.64s (1)	27.36s (2)	+10.8
7 TINSELTOWN	7	15.2m	2:35.53	57.12s (0)	28.96s (0)	-10.2
5 MONDOOLEY MACH	8	21.3m	2:35.98	56.35s (0)	28.08s (0)	+0.7
11 TWENTYNINE TWELVE	9	21.7m	2:36.01	56.67s (0)	28.41s (0)	-3.9
12 TANAKA EAGLE	10	21.9m	2:36.03	57.14s (1)	28.81s (1)	-10.5
3 MAXIMUM DEMAND	11	28.4m	2:36.51	57.89s (1)	29.61s (1)	-21.2
6 R J BOPPER	12	28.4m	2:36.51	56.55s (0)	28.22s (0)	-



Sectionals  
Powered by



Home of Australian Harness Sectionals

Get your sectionals delivered to your inbox daily

Check out [www.pjdata.com.au](http://www.pjdata.com.au)



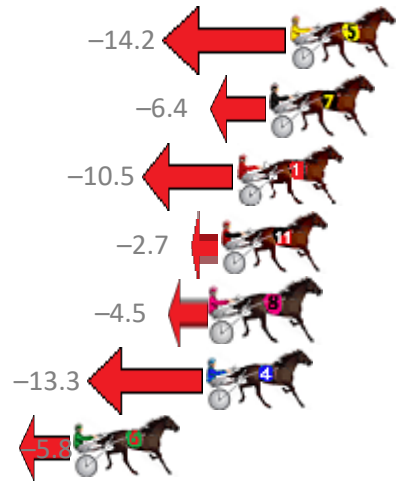
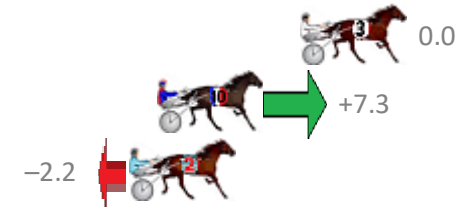
RWWA and provider are not responsible for the completeness or accuracy of any of the information contained herein, and makes no representations about its suitability for any purpose.

# Gloucester Park Race 4 Distance 2130m

Tuesday, 14 July 2020

Gross Time: 2:35.50 MileRate: 1:57.50 LeadTime: 36.40s First Qtr: 30.90s Second Qtr: 31.60s Third Qtr: 29.10s Fourth Qtr: 27.50s

No Horse	Plc	Margin	Time	800Time (W)	400 Time (W)	Finish Position and metres gained from 800m
3 JUST WING IT	1	0.0m	2:35.50	56.60s (0)	27.50s (0)	0.0
10 IMPRESSIVE SIGNS	2	5.7m	2:35.91	56.09s (0)	27.00s (0)	+7.3
2 SHADOW ROLL	3	6.8m	2:35.99	56.75s (0)	27.68s (0)	-2.2
5 SIGHTSEEING ANVIL	4	17.2m	2:36.74	57.60s (1)	28.50s (1)	-14.2
7 FREE TO AIR	5	18.0m	2:36.80	57.05s (1)	27.98s (2)	-6.4
1 THE LIGHTNING STRIKE	6	19.3m	2:36.90	57.34s (0)	28.20s (0)	-10.5
11 BETTOR NOT KNOWING	7	19.9m	2:36.94	56.79s (0)	27.68s (0)	-2.7
8 CARUBA	8	20.3m	2:36.97	56.92s (1)	27.83s (1)	-4.5
4 ANVIL ROLLOVER	9	20.5m	2:36.98	57.54s (1)	28.42s (2)	-13.3
6 CHANGE OF ADDRESS	10	25.8m	2:37.37	57.01s (1)	27.90s (1)	-5.8



Sectionals  
Powered by



Home of Australian Harness Sectionals

Get your sectionals delivered to your inbox daily













Check out [www.pjdata.com.au](http://www.pjdata.com.au)



# Gloucester Park Race 5 Distance 2130m

Tuesday, 14 July 2020

Gross Time: 2:34.80 MileRate: 1:57.00 LeadTime: 36.30s First Qtr: 30.20s Second Qtr: 29.70s Third Qtr: 29.20s Fourth Qtr: 29.40s

No Horse	Plc	Margin	Time	800Time (W)	400 Time (W)	Finish Position and metres gained from 800m
5 YO TE AMO HAITCH	1	0.0m	2:34.80	58.29s (0)	29.09s (1)	 +4.2
6 MISS VUNG TAU	2	0.1m	2:34.81	56.96s (0)	28.09s (0)	 +22.5
4 KIRSTEN	3	0.5m	2:34.84	57.98s (0)	28.82s (0)	 +8.5
9 MILLWOOD GUCCI	4	2.9m	2:35.02	58.81s (0)	29.61s (0)	 -2.9
1 SOHO MAJOR PLAYER	5	4.7m	2:35.16	57.97s (0)	28.81s (0)	 +8.7
12 TIFFANY TWIRL	6	6.7m	2:35.32	57.95s (1)	29.67s (2)	 +8.9
7 ZARA WHITBY	7	9.7m	2:35.55	57.85s (1)	29.41s (2)	 +10.3
10 ROLLSOFFTHETONGUE	8	13.3m	2:35.83	58.26s (0)	29.06s (3)	 +4.7
11 SHEZLIKATERROR	9	15.4m	2:35.99	58.89s (1)	29.41s (2)	 -4.0
8 CAMILLA	10	22.7m	2:36.55	58.30s (0)	29.38s (0)	 +4.1
3 MY GIRL WYLENE	11	28.5m	2:37.00	60.15s (1)	30.42s (1)	 -21.3
2 FUNKY OLE MEDINA	12	31.7m	2:37.24	60.73s (1)	30.99s (1)	 -29.3



Sectionals  
Powered by



Home of Australian Harness Sectionals

Get your sectionals delivered to your inbox daily

Check out [www.pjdata.com.au](http://www.pjdata.com.au)












RWWA and provider are not responsible for the completeness or accuracy of any of the information contained herein, and makes no representations about its suitability for any purpose.

# Gloucester Park Race 6 Distance 2130m

Tuesday, 14 July 2020

Gross Time: 2:38.40 MileRate: 1:59.70 LeadTime: 38.10s First Qtr: 31.90s Second Qtr: 30.30s Third Qtr: 28.90s Fourth Qtr: 29.20s

No Horse	Plc	Margin	Time	800Time (W)	400 Time (W)	Finish Position and metres gained from 800m
9 TAHI	1	0.0m	2:38.40	58.10s (1)	29.20s (0)	0.0 
1 SUKHOVEY WINDMAN	2	4.9m	2:38.78	58.22s (0)	29.19s (0)	-1.7 
2 BLUE STONE	3	5.3m	2:38.81	57.93s (0)	29.08s (1)	+2.3 
4 BETTOR LOOK	4	8.6m	2:39.06	57.83s (0)	28.95s (0)	+3.8 
8 ALFA PRINCE	5	11.9m	2:39.31	58.50s (1)	29.86s (1)	-5.5 
6 FOLLOW THE DRAGON	6	14.2m	2:39.49	57.98s (1)	29.48s (2)	+1.6 
5 MISTER MACH	7	16.0m	2:39.63	58.43s (1)	29.77s (3)	-4.6 
7 REMIT ME WHITBY	8	36.7m	2:41.21	60.50s (2)	31.47s (2)	-33.3 
3 SOHO PARTY GIRL	9	147.2m	2:49.67	61.51s (0)	31.54s (0)	-47.2 



Sectionals  
Powered by



**Home of Australian Harness Sectionals**

Get your sectionals delivered to your inbox daily

Check out [www.pjdata.com.au](http://www.pjdata.com.au)



RWWA and provider are not responsible for the completeness or accuracy of any of the information contained herein, and makes no representations about its suitability for any purpose.