

# Gloucester Park Race 1 Distance 2130m

Tuesday, 11 August 2020

Gross Time: 2:40.20 MileRate: 2:01.00 LeadTime: 37.30s First Qtr: 31.80s Second Qtr: 31.10s Third Qtr: 29.70s Fourth Qtr: 30.30s

No Horse	Plc	Margin	Time	800Time (W)	400 Time (W)	Finish Position and metres gained from 800m
7 GIRL IN CLOVER	1	0.0m	2:40.20	59.03s (1)	29.38s (1)	+13.0
5 PETRAFIED	2	1.8m	2:40.34	59.61s (1)	30.06s (1)	+5.2
2 CATTENOM LASS	3	2.7m	2:40.41	60.20s (0)	30.50s (0)	-2.7
8 FOLLOW MY STRIDE	4	7.6m	2:40.80	59.96s (2)	30.87s (2)	+0.6
6 STEP IT UP	5	7.8m	2:40.82	59.52s (0)	29.71s (0)	+6.4
11 AMERICAN DUTCHESS	6	14.7m	2:41.37	60.93s (1)	31.39s (1)	-12.5
3 CAPTAINS BEACHBABE	7	16.6m	2:41.52	60.89s (0)	31.19s (0)	-12.0
10 KISSED BY A ROSE	8	17.3m	2:41.57	60.57s (0)	30.85s (0)	-7.7
9 FLASH MOB	9	28.8m	2:42.48	60.72s (1)	30.98s (1)	-9.6
4 DIAMOND DAZE	10	39.9m	2:43.37	62.68s (2)	31.08s (0)	-35.9



Sectionals  
Powered by



Home of Australian Harness Sectionals

Get your sectionals delivered to your inbox daily

Check out [www.pjdata.com.au](http://www.pjdata.com.au)



# Gloucester Park Race 2 Distance 2130m

Tuesday, 11 August 2020

Gross Time: 2:37.50 MileRate: 1:59.00 LeadTime: 36.30s First Qtr: 33.10s Second Qtr: 30.80s Third Qtr: 28.50s Fourth Qtr: 28.80s

No Horse	Plc	Margin	Time	800Time (W)	400 Time (W)	Finish Position and metres gained from 800m
8 ADDA SPOILT MAJOR	1	0.0m	2:37.50	56.66s (1)	28.27s (1)	+9.0
4 NIGEL ERNEST	2	1.1m	2:37.58	57.38s (0)	28.88s (0)	-1.1
7 THE SITUATION	3	6.1m	2:37.96	57.41s (1)	29.01s (1)	-1.5
9 STARTUP	4	7.8m	2:38.09	56.90s (1)	28.53s (1)	+5.6
6 RIVERINA FLASH	5	13.5m	2:38.52	56.75s (0)	28.21s (1)	+7.7
1 SAX PLAYER	6	14.0m	2:38.56	57.57s (0)	28.97s (0)	-3.8
3 CHOPPING BLOCK	7	14.8m	2:38.62	57.06s (1)	28.69s (1)	+3.4
2 JOEY JAMES	8	19.3m	2:38.96	58.30s (0)	29.69s (0)	-14.1
10 ASHBY	9	37.3m	2:40.32	58.77s (0)	30.28s (0)	-20.7



Sectionals  
Powered by



**Home of Australian Harness Sectionals**

Get your sectionals delivered to your inbox daily













Check out [www.pjdata.com.au](http://www.pjdata.com.au)

RWWA and provider are not responsible for the completeness or accuracy of any of the information contained herein, and makes no representations about its suitability for any purpose.

# Gloucester Park Race 3 Distance 1730m

Tuesday, 11 August 2020

Gross Time: 2:06.10 MileRate: 1:57.30 LeadTime: 8.20s First Qtr: 27.30s Second Qtr: 31.70s Third Qtr: 29.40s Fourth Qtr: 29.50s

No Horse	Plc	Margin	Time	800Time (W)	400 Time (W)	Finish Position and metres gained from 800m
8 TIFFANY TWIRL	1	0.0m	2:06.10	58.81s (1)	29.38s (1)	 +1.2
6 MISS VUNG TAU	2	1.9m	2:06.25	57.94s (1)	28.77s (2)	 +13.1
11 SAGITTARIAN ARK	3	3.0m	2:06.33	58.36s (1)	29.18s (2)	 +7.4
4 OUR AMAZING GRACE	4	4.3m	2:06.43	59.21s (0)	29.82s (0)	 -4.3
2 RIGHT ROYAL CHEER	5	7.0m	2:06.64	58.99s (1)	29.44s (1)	 -1.2
10 SHEZLIKATERROR	6	7.7m	2:06.70	58.51s (0)	29.01s (1)	 +5.3
3 REMIT ME WHITBY	7	8.7m	2:06.77	59.21s (0)	29.70s (0)	 -4.3
1 CAMILLA	8	9.8m	2:06.86	58.99s (0)	29.43s (0)	 -1.2
12 IMANA CAPRI	9	10.7m	2:06.93	58.42s (0)	28.83s (0)	 +6.5
7 KELLIEANN MARIE	10	11.4m	2:06.98	58.17s (0)	29.16s (2)	 +10.0
5 MY DESIGN	11	17.4m	2:07.45	58.75s (1)	29.88s (3)	 +2.0
9 REAL LOVE	12	30.1m	2:08.43	59.21s (0)	29.71s (0)	 -2.0



Sectionals  
Powered by



**Home of Australian Harness Sectionals**

Get your sectionals delivered to your inbox daily

Check out [www.pjdata.com.au](http://www.pjdata.com.au)



RWWA and provider are not responsible for the completeness or accuracy of any of the information contained herein, and makes no representations about its suitability for any purpose.

# Gloucester Park Race 4 Distance 2536m

Tuesday, 11 August 2020

Gross Time: 3:10.30 MileRate: 2:00.70 LeadTime: 70.10s First Qtr: 32.00s Second Qtr: 29.90s Third Qtr: 28.90s Fourth Qtr: 29.40s

No Horse	Plc	Margin	Time	800Time (W)	400 Time (W)	Finish Position and metres gained from 800m
6 ALTA RHETT	1	0.0m	3:10.30	57.01s (2)	29.05s (2)	
5 GALANTE	2	2.6m	3:10.50	57.52s (2)	29.56s (1)	
10 DEEORSE	3	3.2m	3:10.55	57.91s (0)	29.05s (0)	
3 THE LIGHTNING STRIKE	4	3.3m	3:10.55	58.23s (0)	29.35s (0)	
1 OUR VIRTUOSO	5	11.7m	3:11.20	59.15s (0)	30.26s (0)	
4 MONDOOLEY MACH	6	14.6m	3:11.43	58.62s (1)	29.78s (3)	
11 OH WHAT A COUNTRY	7	17.7m	3:11.66	58.64s (0)	29.71s (0)	
12 NITRO LAD	8	22.2m	3:12.01	58.82s (1)	29.98s (1)	
7 LIVE LIFE FAST	9	25.0m	3:12.23	58.73s (0)	29.93s (0)	
2 HEZ A CHANCE	10	28.1m	3:12.47	59.92s (1)	30.69s (2)	
8 MANHATTAN BILLY	11	30.4m	3:12.64	58.71s (0)	29.97s (0)	
9 COURAGEOUS DISCO	12	146.6m	3:21.60	68.84s (1)	39.76s (1)	



Sectionals  
Powered by



**Home of Australian Harness Sectionals**

Get your sectionals delivered to your inbox daily













Check out [www.pjdata.com.au](http://www.pjdata.com.au)

RWWA and provider are not responsible for the completeness or accuracy of any of the information contained herein, and makes no representations about its suitability for any purpose.

# Gloucester Park Race 5 Distance 2130m

Tuesday, 11 August 2020

Gross Time: 2:36.30 MileRate: 1:58.10 LeadTime: 36.70s First Qtr: 31.90s Second Qtr: 31.20s Third Qtr: 28.60s Fourth Qtr: 27.90s

No Horse	Plc	Margin	Time	800Time (W)	400 Time (W)	Finish Position and metres gained from 800m	
4 BETTORSTARTDREAMIN	1	0.0m	2:36.30	56.50s (0)	27.90s (0)	0.0	
9 MCARDLES GEM	2	5.7m	2:36.72	56.58s (0)	27.99s (0)	-1.1	
10 MARAS ACE MAN	3	12.2m	2:37.19	56.68s (2)	28.43s (2)	-2.6	
7 IM ROCKNROLL MAGIC	4	19.4m	2:37.72	57.75s (1)	29.01s (1)	-17.8	
1 DEFLECTOR	5	19.7m	2:37.75	57.27s (0)	28.50s (0)	-10.9	
11 CHANGE OF ADDRESS	6	24.9m	2:38.13	57.35s (0)	28.57s (0)	-12.1	
3 R J BOPPER	7	25.7m	2:38.19	57.10s (0)	28.25s (2)	-15.5	
6 FRANCO HAMMOND	8	26.4m	2:38.24	57.93s (1)	29.02s (1)	-20.4	
8 DREDLOCK ROCKSTAR	9	29.4m	2:38.46	57.58s (2)	29.27s (2)	-15.4	
12 FRANCO JOAQUIN	10	30.1m	2:38.51	57.56s (1)	28.93s (1)	-15.1	
5 ENEMY LINES	11	30.3m	2:38.52	57.24s (1)	28.95s (2)	-10.5	
2 CAPTAIN MANNERING	12	124.4m	2:45.43	60.32s (0)	31.67s (0)	-54.4	



Sectionals  
Powered by



**Home of Australian Harness Sectionals**

Get your sectionals delivered to your inbox daily

Check out [www.pjdata.com.au](http://www.pjdata.com.au)













RWWA and provider are not responsible for the completeness or accuracy of any of the information contained herein, and makes no representations about its suitability for any purpose.

# Gloucester Park Race 6 Distance 2130m

Tuesday, 11 August 2020

Gross Time: 2:37.30 MileRate: 1:58.80 LeadTime: 38.70s First Qtr: 30.80s Second Qtr: 29.60s Third Qtr: 28.70s Fourth Qtr: 29.50s

No Horse	Plc	Margin	Time	800Time (W)	400 Time (W)	Finish Position and metres gained from 800m
8 LORD ROSCO	1	0.0m	2:37.30	58.16s (0)	29.50s (0)	 +0.6
3 THE BLACK CARDINAL	2	0.5m	2:37.34	57.83s (0)	29.26s (0)	 +5.1
2 BE ON GUARD	3	7.1m	2:37.85	58.37s (1)	29.67s (2)	-2.3 
1 LA SULEIMAN	4	7.2m	2:37.86	58.00s (0)	29.40s (0)	 +2.8
7 IM JOHNNY JET	5	11.5m	2:38.19	57.56s (1)	29.18s (1)	 +8.9
4 WHOSWHOINTHEZOO	6	12.0m	2:38.23	57.94s (1)	29.71s (3)	 +3.6
10 CARRAMAR PHILEMON	7	12.4m	2:38.26	58.04s (0)	29.38s (0)	 +2.2
12 IM BATMAN	8	15.6m	2:38.51	57.94s (0)	29.16s (0)	 +3.6
9 AMERICAN ROCK	9	20.3m	2:38.87	59.67s (1)	30.72s (1)	-20.3 
11 GONZOS SHADOW	10	21.9m	2:38.99	58.99s (1)	30.40s (1)	-10.9 



Sectionals  
Powered by



Home of Australian Harness Sectionals

Get your sectionals delivered to your inbox daily

Check out [www.pjdata.com.au](http://www.pjdata.com.au)



# Gloucester Park Race 7 Distance 2130m

Tuesday, 11 August 2020

Gross Time: 2:38.90 MileRate: 2:00.00 LeadTime: 37.20s First Qtr: 31.30s Second Qtr: 30.60s Third Qtr: 29.40s Fourth Qtr: 30.40s

No Horse	Plc	Margin	Time	800Time (W)	400 Time (W)	Finish Position and metres gained from 800m
8 ANOTHER SNAG	1	0.0m	2:38.90	58.95s (1)	29.78s (2)	+11.4
6 HURRICANETOM	2	4.0m	2:39.22	59.58s (1)	30.43s (2)	+3.0
3 WESTERN ARTERRA	3	4.1m	2:39.23	59.90s (1)	30.71s (1)	-1.3
4 TEPELO STAR	4	5.6m	2:39.35	59.47s (0)	30.13s (1)	+4.4
5 BREWERY LANE	5	19.9m	2:40.48	59.82s (1)	30.88s (2)	-0.3
1 GAZZELLA FELLA	6	27.5m	2:41.09	61.44s (0)	32.10s (0)	-22.1
7 DWAYNE	7	27.8m	2:41.11	60.71s (0)	31.50s (0)	-12.2
2 CHETAK	8	28.6m	2:41.18	61.93s (0)	32.53s (0)	-28.6



Sectionals  
Powered by



Home of Australian Harness Sectionals

Get your sectionals delivered to your inbox daily

Check out [www.pjdata.com.au](http://www.pjdata.com.au)



RWWA and provider are not responsible for the completeness or accuracy of any of the information contained herein, and makes no representations about its suitability for any purpose.

# Gloucester Park Race 8 Distance 2096m

Tuesday, 11 August 2020

Gross Time: 2:43.60 MileRate: 2:05.60 LeadTime: 39.80s First Qtr: 30.70s Second Qtr: 30.90s Third Qtr: 30.40s Fourth Qtr: 31.80s

No Horse	Plc	Margin	Time	800Time (W)	400 Time (W)	Finish Position and metres gained from 800m
4 GAP YEAR	1	0.0m	2:43.60	61.24s (0)	31.25s (1)	+12.4
7 TENNO SHO	2	5.3m	2:44.04	62.61s (0)	32.22s (0)	-5.3
6 HAMMERS LAW	3	8.6m	2:44.31	61.55s (0)	31.20s (0)	+8.4
1 JAX OR BETTER	4	18.2m	2:45.11	63.00s (0)	32.65s (0)	-10.4
5 LIFES DELIGHT	5	22.2m	2:45.44	62.03s (0)	32.02s (1)	+2.2
8 LIGHTNING CALDER	6	29.4m	2:46.04	62.09s (0)	32.12s (0)	+1.4



Sectionals  
Powered by



Home of Australian Harness Sectionals

Get your sectionals delivered to your inbox daily

Check out [www.pjdata.com.au](http://www.pjdata.com.au)



RWWA and provider are not responsible for the completeness or accuracy of any of the information contained herein, and makes no representations about its suitability for any purpose.