









# Gloucester Park Race 1 Distance 2130m

Tuesday, 8 September 2020

Gross Time: 2:42.40 MileRate: 2:02.70 LeadTime: 41.00s First Qtr: 32.40s Second Qtr: 31.70s Third Qtr: 29.50s Fourth Qtr: 27.80s

No Horse	Plc	Margin	Time	800Time (W)	400 Time (W)	Finish Position and metres gained from 800m
1 QTOWN RIP ROARING	1	0.0m	2:42.40	57.30s (0)	27.80s (0)	 0.0
2 CHANGE OF ADDRESS	2	0.5m	2:42.44	56.94s (0)	27.53s (0)	 +5.1
8 SIGHTSEEING ANVIL	3	4.5m	2:42.73	56.61s (0)	27.16s (1)	 +9.7
7 CHARLIE EL	4	5.8m	2:42.82	56.62s (1)	28.06s (2)	 +9.6
3 R J BOPPER	5	6.0m	2:42.84	57.02s (0)	27.50s (0)	 +4.0
6 TANAKA EAGLE	6	13.8m	2:43.41	57.51s (1)	28.01s (2)	 -3.0
5 CARUBA	7	14.4m	2:43.45	58.15s (1)	28.55s (1)	 -12.0
4 PARDON MYSPEED	8	40.3m	2:45.35	59.70s (1)	29.92s (1)	 -33.7



Sectionals  
Powered by



**Home of Australian Harness Sectionals**

Get your sectionals delivered to your inbox daily

Check out [www.pjdata.com.au](http://www.pjdata.com.au)



RWWA and provider are not responsible for the completeness or accuracy of any of the information contained herein, and makes no representations about its suitability for any purpose.

# Gloucester Park Race 2 Distance 2130m

Tuesday, 8 September 2020

Gross Time: 2:36.50 MileRate: 1:58.30 LeadTime: 36.10s First Qtr: 32.00s Second Qtr: 30.60s Third Qtr: 28.60s Fourth Qtr: 29.20s

No Horse	Plc	Margin	Time	800Time (W)	400 Time (W)	Finish Position and metres gained from 800m
6 PIERRE WHITBY	1	0.0m	2:36.50	57.15s (1)	28.39s (2)	+9.0
7 TINSELTOWN	2	1.2m	2:36.59	57.28s (0)	28.66s (0)	+7.2
2 THE BLACK CARDINAL	3	3.1m	2:36.74	57.99s (0)	29.43s (0)	-2.7
9 IMPRESSIVE SIGNS	4	3.2m	2:36.75	57.71s (1)	28.97s (1)	+1.2
8 OURBOYBART	5	4.1m	2:36.81	57.16s (1)	28.38s (2)	+8.9
1 IM JOHNNY JET	6	6.2m	2:36.97	57.93s (0)	29.33s (0)	-1.8
5 BETTOR FINISH	7	7.3m	2:37.06	56.92s (0)	28.21s (0)	+12.3
4 WELL AND TRULY	8	8.2m	2:37.13	57.48s (0)	28.76s (0)	+4.4
3 HEZ A CHANCE	9	13.6m	2:37.54	58.78s (1)	30.06s (1)	-13.6



Sectionals  
Powered by



Home of Australian Harness Sectionals

Get your sectionals delivered to your inbox daily

Check out [www.pjdata.com.au](http://www.pjdata.com.au)



# Gloucester Park Race 3 Distance 2130m

Tuesday, 8 September 2020

Gross Time: 2:35.80 MileRate: 1:57.70 LeadTime: 37.40s First Qtr: 30.70s Second Qtr: 29.80s Third Qtr: 29.60s Fourth Qtr: 28.30s

No Horse	Plc	Margin	Time	800Time (W)	400 Time (W)	Finish Position and metres gained from 800m
4 SOME COPPER BEACH	1	0.0m	2:35.80	57.90s (0)	28.30s (0)	0.0
1 ROCKINTHEBOX	2	3.8m	2:36.08	57.86s (0)	28.27s (0)	+0.6
2 MONDOOLEY MACH	3	8.1m	2:36.40	57.88s (0)	28.22s (0)	+0.3
8 LA SULEIMAN	4	12.6m	2:36.74	58.19s (1)	28.57s (1)	-4.0
6 CAMLUCK KING	5	13.6m	2:36.81	57.94s (1)	29.06s (2)	-0.6
9 JIMMY JET	6	18.0m	2:37.14	57.96s (1)	28.57s (1)	-0.8
5 BEACH SKIPPER	7	18.7m	2:37.19	58.93s (1)	29.36s (1)	-14.3
7 TEPELO STAR	8	21.2m	2:37.38	58.19s (0)	28.48s (1)	-4.0
3 COMNHARRY	9	47.9m	2:39.36	60.41s (0)	30.46s (0)	-34.9



Sectionals  
Powered by



**Home of Australian Harness Sectionals**

Get your sectionals delivered to your inbox daily












Check out [www.pjdata.com.au](http://www.pjdata.com.au)

RWWA and provider are not responsible for the completeness or accuracy of any of the information contained herein, and makes no representations about its suitability for any purpose.

# Gloucester Park Race 4 Distance 2130m

Tuesday, 8 September 2020

Gross Time: 2:33.90 MileRate: 1:56.30 LeadTime: 37.10s First Qtr: 30.20s Second Qtr: 29.80s Third Qtr: 28.30s Fourth Qtr: 28.50s

No Horse	Plc	Margin	Time	800Time (W)	400 Time (W)	Finish Position and metres gained from 800m
1 HENRIK LARSSON	1	0.0m	2:33.90	56.12s (2)	28.50s (0)	 +9.6
3 MISTER MACH	2	18.7m	2:35.30	58.12s (0)	29.48s (0)	-18.7 
10 STARTUP	3	23.7m	2:35.67	58.18s (0)	29.48s (0)	 -19.5
9 ALFREDI	4	33.2m	2:36.39	57.86s (1)	29.62s (2)	 -15.0
5 CLASSY COLBY	5	36.0m	2:36.59	58.96s (1)	30.16s (2)	 -31
6 BOGART	6	36.1m	2:36.60	59.26s (1)	30.38s (1)	 -35
7 SOHO PARTY GIRL	7	39.0m	2:36.82	57.92s (1)	29.73s (2)	 -15.8
8 SHES ALL STAR	8	41.3m	2:36.99	58.76s (0)	29.87s (1)	 -27.7
4 NIGEL ERNEST	9	41.9m	2:37.04	59.07s (1)	30.60s (3)	 -32.1
11 BARRY ALLEN	10	44.8m	2:37.25	59.30s (0)	30.47s (0)	 -35.4
2 SAX PLAYER	11	49.5m	2:37.61	59.00s (2)	30.52s (3)	 -31.1



Sectionals  
Powered by



Home of Australian Harness Sectionals

Get your sectionals delivered to your inbox daily









Check out [www.pjdata.com.au](http://www.pjdata.com.au)



# Gloucester Park Race 5 Distance 2130m

Tuesday, 8 September 2020

Gross Time: 2:35.70 MileRate: 1:57.60 LeadTime: 38.00s First Qtr: 32.00s Second Qtr: 29.20s Third Qtr: 28.80s Fourth Qtr: 27.70s

No Horse	Plc	Margin	Time	800Time (W)	400 Time (W)	Finish Position and metres gained from 800m
5 BOOM TIME	1	0.0m	2:35.70	56.18s (1)	27.41s (2)	 +4.6
1 TRIROYALE BRIGADE	2	4.8m	2:36.05	56.84s (0)	28.03s (0)	-4.8 
2 JUST WING IT	3	5.0m	2:36.06	56.56s (0)	27.76s (0)	-0.8 
4 DANCING WITH MACH	4	9.4m	2:36.38	56.57s (0)	27.77s (0)	-1.0 
6 FLYING MISTER IDEAL	5	11.3m	2:36.52	56.63s (1)	27.83s (2)	-1.9 
7 FREE TO AIR	6	16.5m	2:36.90	56.77s (0)	27.97s (0)	-3.9 
8 JILLIBY JAKE	7	17.8m	2:37.00	56.54s (0)	27.91s (1)	-0.6 
3 TWILIGHT SAGA	8	39.1m	2:38.55	59.22s (1)	30.17s (1)	 -38.7



Sectionals  
Powered by



Home of Australian Harness Sectionals

Get your sectionals delivered to your inbox daily

Check out [www.pjdata.com.au](http://www.pjdata.com.au)



# Gloucester Park Race 6 Distance 2130m

Tuesday, 8 September 2020

Gross Time: 2:38.40 MileRate: 1:59.70 LeadTime: 37.80s First Qtr: 33.10s Second Qtr: 29.20s Third Qtr: 29.00s Fourth Qtr: 29.30s

No Horse	Plc	Margin	Time	800Time (W)	400 Time (W)	Finish Position and metres gained from 800m
6 SAMEPLACE SAMETIME	1	0.0m	2:38.40	58.11s (1)	29.14s (1)	+2.6
1 CHETAK	2	5.9m	2:38.85	58.42s (0)	29.41s (0)	-1.7
3 OHOKA TITAN	3	6.6m	2:38.91	58.78s (0)	29.78s (0)	-6.6
2 LIVE LIFE FAST	4	10.4m	2:39.20	58.34s (0)	29.42s (0)	-0.6
5 WESTERN DROVER	5	17.1m	2:39.71	58.09s (0)	29.23s (0)	+2.9
4 CORDORING ROAD	6	18.0m	2:39.78	58.49s (0)	29.64s (0)	-2.6
9 MARILYN SAID	7	22.0m	2:40.09	59.07s (1)	30.09s (1)	-10.6
7 SIR BRIGGEN	8	25.7m	2:40.37	58.97s (1)	29.89s (1)	-5.3
8 SEBASTIENS LAD	9	59.8m	2:43.00	61.08s (1)	32.01s (1)	-38.4



Sectionals  
Powered by



**Home of Australian Harness Sectionals**

Get your sectionals delivered to your inbox daily

Check out [www.pjdata.com.au](http://www.pjdata.com.au)

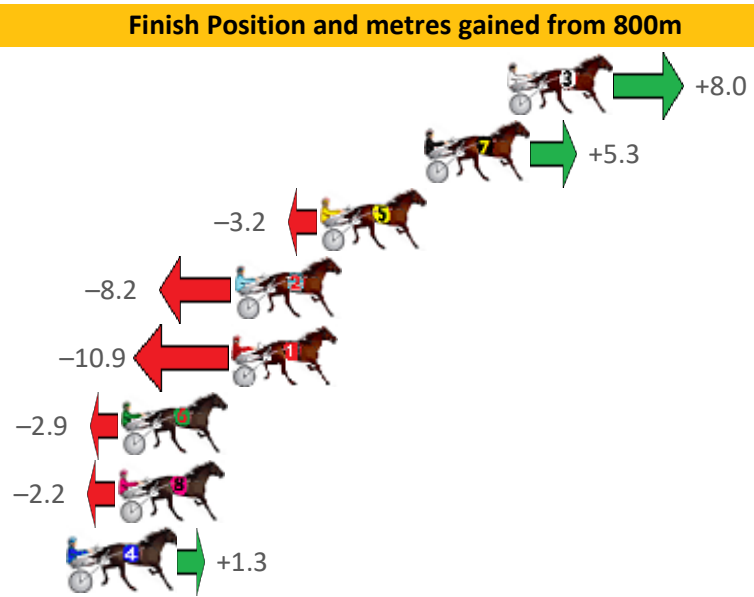
RWWA and provider are not responsible for the completeness or accuracy of any of the information contained herein, and makes no representations about its suitability for any purpose.

# Gloucester Park Race 7 Distance 2130m

Tuesday, 8 September 2020

Gross Time: 2:37.50 MileRate: 1:59.00 LeadTime: 38.30s First Qtr: 31.50s Second Qtr: 30.10s Third Qtr: 28.50s Fourth Qtr: 29.10s

No Horse	Plc	Margin	Time	800Time (W)	400 Time (W)
3 NIKASA	1	0.0m	2:37.50	57.03s (1)	28.59s (2)
7 IM SPIDERMAN	2	3.3m	2:37.75	57.22s (0)	28.70s (0)
5 HURRICANETOM	3	7.4m	2:38.06	57.83s (0)	29.32s (0)
2 ROCKMENOW	4	10.8m	2:38.32	58.19s (1)	29.69s (1)
1 CAULONIA ARTY	5	10.9m	2:38.33	58.38s (0)	29.89s (0)
6 COURAGEOUS DISCO	6	15.3m	2:38.67	57.81s (1)	29.41s (1)
8 PHI PHI ISLAND	7	15.4m	2:38.68	57.76s (0)	29.23s (0)
4 THE LIGHTNING STRIKE	8	17.3m	2:38.82	57.51s (1)	29.14s (1)



Sectionals  
Powered by



**Home of Australian Harness Sectionals**

Get your sectionals delivered to your inbox daily

Check out [www.pjdata.com.au](http://www.pjdata.com.au)









RWWA and provider are not responsible for the completeness or accuracy of any of the information contained herein, and makes no representations about its suitability for any purpose.



# Gloucester Park Race 8 Distance 2130m

Tuesday, 8 September 2020

Gross Time: 2:35.90 MileRate: 1:57.80 LeadTime: 36.40s First Qtr: 32.10s Second Qtr: 29.90s Third Qtr: 28.90s Fourth Qtr: 28.60s

No Horse	Plc	Margin	Time	800Time (W)	400 Time (W)	Finish Position and metres gained from 800m
2 HONG KONG DOLLY	1	0.0m	2:35.90	57.50s (0)	28.60s (0)	 0.0
8 INTHEKYROCKET	2	7.3m	2:36.45	57.19s (1)	28.28s (2)	 +4.3
1 MOTOR ON JESSIE	3	9.6m	2:36.62	57.86s (0)	28.96s (0)	 -5.0
7 CAMILLA	4	13.3m	2:36.90	57.49s (0)	28.59s (0)	 +0.1
3 IMANA CAPRI	5	13.5m	2:36.91	57.81s (0)	28.92s (0)	 -4.3
4 SHEZLIKATERROR	6	16.1m	2:37.11	58.12s (1)	29.20s (2)	 -8.7
6 BETTYS LASS	7	21.3m	2:37.50	58.78s (1)	29.90s (1)	 -15.3
5 FUN MAGIC TRIX	8	31.5m	2:38.27	58.59s (1)	29.67s (1)	 -15.3



Sectionals  
Powered by



Home of Australian Harness Sectionals

Get your sectionals delivered to your inbox daily

Check out [www.pjdata.com.au](http://www.pjdata.com.au)

