











Gloucester Park Race 1 Distance 2130m

Tuesday, 22 September 2020

Gross Time: 2:42.20 MileRate: 2:02.60 LeadTime: 40.60s First Qtr: 33.20s Second Qtr: 30.50s Third Qtr: 28.70s Fourth Qtr: 29.20s

No Horse	Plc	Margin	Time	800Time (W)	400 Time (W)	Finish Position and metres gained from 800m
2 GOV STARZZZ	1	0.0m	2:42.20	57.90s (0)	29.20s (0)	 0.0
8 BLUE STONE	2	5.9m	2:42.65	57.56s (1)	28.83s (2)	 +4.7
9 DESIDERIO	3	6.2m	2:42.67	57.68s (2)	29.17s (2)	 +3.0
4 HESACHARMER	4	6.9m	2:42.73	57.78s (0)	28.99s (0)	 +1.7
10 CHOPPING BLOCK	5	14.1m	2:43.28	57.96s (0)	29.12s (0)	 -0.9
1 HES THUNDER	6	23.5m	2:44.00	57.99s (0)	29.72s (1)	 -1.3
11 ADDA NAVAJOS GIFT	7	30.3m	2:44.52	58.83s (0)	29.93s (0)	 -12.9
3 MATAI REACTOR	8	65.9m	2:47.25	62.20s (1)	33.36s (1)	 -59.7
7 MARY JOE	9	237.0m	3:00.35	74.83s (1)	46.13s (1)	 -235.
5 LAP OF HONOUR	10	341.7m	3:08.37	82.18s (0)	53.63s (0)	 -337.



Sectionals
Powered by



Home of Australian Harness Sectionals

Get your sectionals delivered to your inbox daily

Check out www.pjdata.com.au



RWWA and provider are not responsible for the completeness or accuracy of any of the information contained herein, and makes no representations about its suitability for any purpose.


Gloucester Park Race 2 Distance 2130m

Tuesday, 22 September 2020

Gross Time: 2:37.90 MileRate: 1:59.30 LeadTime: 38.40s First Qtr: 30.70s Second Qtr: 30.70s Third Qtr: 28.80s Fourth Qtr: 29.30s

No Horse	Plc	Margin	Time	800Time (W)	400 Time (W)
5 MINI MINE YET	1	0.0m	2:37.90	57.70s (2)	28.98s (2)
1 REMIT ME WHITBY	2	0.4m	2:37.93	58.13s (0)	29.33s (0)
10 MOTOR ON JESSIE	3	3.7m	2:38.18	58.02s (0)	29.25s (0)
6 SHEZLIKATERROR	4	4.9m	2:38.28	57.80s (0)	29.02s (0)
8 BETTYS LASS	5	8.4m	2:38.55	57.96s (2)	29.24s (2)
9 FUN MAGIC TRIX	6	10.6m	2:38.71	57.90s (0)	29.10s (0)
3 SMOOTH RYE	7	11.3m	2:38.77	58.73s (1)	29.96s (1)
4 HIDDEN FIGURE	8	11.9m	2:38.81	58.45s (1)	29.64s (1)
7 IMANA CAPRI	9	14.6m	2:39.02	58.35s (1)	29.49s (1)

Finish Position and metres gained from 800m



Sectionals
Powered by



Home of Australian Harness Sectionals

Get your sectionals delivered to your inbox daily

Check out www.pjdata.com.au



Gloucester Park Race 3 Distance 2536m

Tuesday, 22 September 2020

Gross Time: 3:10.60 MileRate: 2:01.00 LeadTime: 71.30s First Qtr: 31.20s Second Qtr: 29.60s Third Qtr: 29.40s Fourth Qtr: 29.10s

No Horse	Plc	Margin	Time	800Time (W)	400 Time (W)	Finish Position and metres gained from 800m
6 KOHLI	1	0.0m	3:10.60	58.40s (1)	28.93s (1)	+1.4
9 BEACH SKIPPER	2	2.1m	3:10.76	58.23s (1)	28.76s (2)	+3.7
2 HIDEOUT	3	5.7m	3:11.04	58.91s (0)	29.51s (0)	-5.7
7 FLYNSCOTSMAN	4	7.8m	3:11.20	58.28s (1)	28.84s (2)	+3.0
3 LIVE LIFE FAST	5	11.9m	3:11.51	58.67s (0)	29.15s (1)	-2.3
5 SIR BRIGGEN	6	16.4m	3:11.85	58.69s (0)	29.16s (0)	-2.6
8 CORDORING ROAD	7	19.0m	3:12.05	58.78s (1)	29.29s (1)	-3.8
1 SKYLINE TRAIL	8	31.7m	3:13.02	60.43s (0)	30.79s (0)	-26.5



Sectionals
Powered by



Home of Australian Harness Sectionals

Get your sectionals delivered to your inbox daily

Check out www.pjdata.com.au

RWWA and provider are not responsible for the completeness or accuracy of any of the information contained herein, and makes no representations about its suitability for any purpose.

Gloucester Park Race 4 Distance 2536m

Tuesday, 22 September 2020

Gross Time: 3:10.30 MileRate: 2:00.80 LeadTime: 71.10s First Qtr: 31.90s Second Qtr: 29.60s Third Qtr: 29.10s Fourth Qtr: 28.60s

No Horse	Plc	Margin	Time	800Time (W)	400 Time (W)	Finish Position and metres gained from 800m
1 DIAMOND LIFE	1	0.0m	3:10.30	57.70s (0)	28.60s (0)	0.0
2 CHANGE OF ADDRESS	2	6.6m	3:10.80	57.87s (0)	28.78s (0)	-2.4
4 LA SULEIMAN	3	7.6m	3:10.87	57.31s (0)	28.22s (0)	+5.4
9 RADIANT AMBER	4	9.6m	3:11.02	57.74s (1)	28.71s (1)	-0.6
3 MONDOOLEY MACH	5	13.5m	3:11.31	58.07s (0)	28.98s (0)	-5.1
8 ZOZO MA GOGO	6	17.1m	3:11.58	57.56s (1)	28.55s (1)	+1.9
5 CHIEF JOSEPH	7	17.7m	3:11.63	58.61s (1)	29.62s (1)	-12.7
7 CAULONIA ARTY	8	19.6m	3:11.77	58.17s (1)	29.13s (1)	-6.6
6 FRANCO HAMMOND	9	20.1m	3:11.81	57.85s (0)	28.74s (0)	-2.1



Sectionals
Powered by



Home of Australian Harness Sectionals

Get your sectionals delivered to your inbox daily

Check out www.pjdata.com.au

RWWA and provider are not responsible for the completeness or accuracy of any of the information contained herein, and makes no representations about its suitability for any purpose.

Gloucester Park Race 5 Distance 2130m

Tuesday, 22 September 2020

Gross Time: 2:36.80 MileRate: 1:58.50 LeadTime: 37.70s First Qtr: 32.70s Second Qtr: 29.90s Third Qtr: 28.10s Fourth Qtr: 28.40s

No Horse	Plc	Margin	Time	800Time (W)	400 Time (W)	Finish Position and metres gained from 800m
2 TRIROYALE BRIGADE	1	0.0m	2:36.80	56.50s (0)	28.40s (0)	0.0
11 BE MY ROCK	2	0.2m	2:36.81	56.49s (1)	28.37s (1)	+0.2
3 ANVIL ROLLOVER	3	4.1m	2:37.11	56.16s (1)	28.03s (2)	+4.9
1 PIERRE WHITBY	4	4.3m	2:37.12	56.49s (0)	28.18s (0)	+0.1
5 THE LAST PARISIAN	5	6.5m	2:37.28	56.02s (1)	27.76s (1)	+6.9
6 SIGHTSEEING ANVIL	6	9.5m	2:37.51	56.28s (0)	27.94s (0)	+3.1
10 WHOSWHOINTHEZOO	7	10.1m	2:37.55	56.62s (0)	28.29s (0)	-1.7
9 BLACK JACK ZAC	8	10.2m	2:37.56	55.97s (1)	27.67s (1)	+7.6
4 BE ON GUARD	9	16.7m	2:38.05	56.49s (0)	28.11s (0)	+0.1
8 FRANCO JOAQUIN	10	22.3m	2:38.46	57.73s (1)	29.32s (1)	-17.5



Sectionals
Powered by



Home of Australian Harness Sectionals

Get your sectionals delivered to your inbox daily

Check out www.pjdata.com.au



Gloucester Park Race 6 Distance 2130m

Tuesday, 22 September 2020

Gross Time: 2:36.00 MileRate: 1:57.80 LeadTime: 35.60s First Qtr: 31.20s Second Qtr: 30.50s Third Qtr: 29.40s Fourth Qtr: 29.30s

No Horse	Plc	Margin	Time	800Time (W)	400 Time (W)	Finish Position and metres gained from 800m
6 ROCKNROLL WHITBY	1	0.0m	2:36.00	57.66s (1)	28.64s (2)	+14.2
2 CARRAMAR PHILEMON	2	7.5m	2:36.58	58.94s (0)	29.55s (0)	-3.3
8 BETTOR FINISH	3	7.5m	2:36.58	58.59s (2)	29.31s (4)	+1.5
3 CAMLUCK KING	4	7.9m	2:36.61	58.88s (1)	29.51s (3)	-2.5
7 LUCKY SENSATION	5	11.6m	2:36.89	58.83s (1)	29.33s (1)	-1.8
9 HURRICANETOM	6	11.9m	2:36.91	59.32s (2)	29.96s (2)	-8.5
5 IM JOHNNY JET	7	12.1m	2:36.93	58.96s (0)	29.55s (0)	-3.5
1 IMPRESSIVE SIGNS	8	17.9m	2:37.38	60.01s (0)	30.60s (0)	-17.9
4 HEZ A CHANCE	9	31.9m	2:38.45	61.00s (1)	31.33s (1)	-31.5



Sectionals
Powered by



Home of Australian Harness Sectionals

Get your sectionals delivered to your inbox daily

Check out www.pjdata.com.au

RWWA and provider are not responsible for the completeness or accuracy of any of the information contained herein, and makes no representations about its suitability for any purpose.

Gloucester Park Race 7 Distance 2130m

Tuesday, 22 September 2020

Gross Time: 2:40.10 MileRate: 2:01.00 LeadTime: 40.30s First Qtr: 32.60s Second Qtr: 30.20s Third Qtr: 28.70s Fourth Qtr: 28.30s

No Horse	Plc	Margin	Time	800Time (W)	400 Time (W)	Finish Position and metres gained from 800m
1 FREE TO AIR	1	0.0m	2:40.10	56.72s (0)	27.93s (1)	
4 MACHRIE	2	2.5m	2:40.29	56.60s (0)	27.87s (0)	
2 STAR ARMBRO	3	5.6m	2:40.52	57.40s (0)	28.69s (0)	
5 CAVALRY CALL	4	10.3m	2:40.87	56.81s (0)	28.08s (0)	
6 IM BETA THAN GOUDA	5	11.5m	2:40.96	57.11s (1)	28.35s (1)	
7 TWENTYNINE TWELVE	6	15.1m	2:41.22	57.69s (1)	28.91s (2)	
3 CARUBA	7	18.4m	2:41.47	58.22s (1)	29.54s (1)	



Sectionals
Powered by



Home of Australian Harness Sectionals

Get your sectionals delivered to your inbox daily








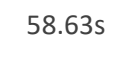
Check out www.pjdata.com.au

RWWA and provider are not responsible for the completeness or accuracy of any of the information contained herein, and makes no representations about its suitability for any purpose.

Gloucester Park Race 8 Distance 2130m

Tuesday, 22 September 2020

Gross Time: 2:38.90 MileRate: 2:00.00 LeadTime: 38.60s First Qtr: 31.60s Second Qtr: 31.50s Third Qtr: 29.40s Fourth Qtr: 27.80s

No Horse	Plc	Margin	Time	800Time (W)	400 Time (W)	Finish Position and metres gained from 800m
2 THE IDEAL TOUCH	1	0.0m	2:38.90	57.20s (0)	27.80s (0)	 0.0
8 FIREPLAY	2	8.4m	2:39.51	57.50s (0)	28.09s (0)	 -4.2
5 JEDREK	3	14.2m	2:39.94	57.60s (0)	28.20s (0)	 -5.6
3 CHANGINGOFTHEGUAR	4	19.3m	2:40.31	57.36s (0)	27.97s (0)	 -2.3
1 SAMS MY BOY	5	20.2m	2:40.38	57.73s (0)	28.34s (0)	 -7.4
7 DWAYNE	6	24.7m	2:40.71	57.75s (1)	28.69s (1)	 -7.4
4 STAR OF BETHANY	7	26.7m	2:40.85	57.61s (0)	28.53s (1)	 -20.1
6 TEPELO STAR	8	31.9m	2:41.23	58.63s (1)	29.51s (1)	 -20.1



Sectionals
Powered by



Home of Australian Harness Sectionals

Get your sectionals delivered to your inbox daily

Check out www.pjdata.com.au



RWWA and provider are not responsible for the completeness or accuracy of any of the information contained herein, and makes no representations about its suitability for any purpose.

Gloucester Park Race 9 Distance 2503m

Tuesday, 22 September 2020

Gross Time: 3:18.50 MileRate: 2:05.10 LeadTime: 76.20s First Qtr: 31.90s Second Qtr: 30.30s Third Qtr: 29.60s Fourth Qtr: 30.50s

No Horse	Plc	Margin	Time	800Time (W)	400 Time (W)	Finish Position and metres gained from 800m
5 IN THE VALLEY	1	0.0m	3:18.50	60.10s (0)	30.50s (0)	0.0
2 FOUR NO TRUMPS	2	1.5m	3:18.62	59.91s (0)	30.30s (0)	+2.5
3 KELL ROAD KID	3	5.5m	3:18.94	59.90s (0)	30.26s (0)	+2.7
8 TENNO SHO	4	8.4m	3:19.17	60.73s (1)	30.85s (1)	-8.4
6 TAIMATE ANGUS	5	11.6m	3:19.43	60.64s (1)	30.77s (1)	-7.2
4 THE MALE MODEL	6	13.6m	3:19.59	60.17s (0)	30.65s (2)	-1.0
7 HAMMERS LAW	7	21.7m	3:20.23	60.91s (1)	30.72s (1)	-10.9



Sectionals
Powered by



Home of Australian Harness Sectionals

Get your sectionals delivered to your inbox daily

Check out www.pjdata.com.au

RWWA and provider are not responsible for the completeness or accuracy of any of the information contained herein, and makes no representations about its suitability for any purpose.