

Gloucester Park Race 1 Distance 2130m

Friday, 25 September 2020

Gross Time: 2:36.90

MileRate: 1:58.50











LeadTime: 38.20s

First Qtr: 30.90s

Second Qtr: 31.50s

Third Qtr: 29.30s

Fourth Qtr: 27.00s

No Horse	Plc	Margin	Time	800Time (W)	400 Time (W)	Finish Position and metres gained from 800m
1 DREDLOCK ROCKSTAR	1	0.0m	2:36.90	56.30s (0)	27.00s (0)	 0.0
10 CROCODILE KID	2	8.7m	2:37.52	56.61s (0)	27.30s (0)	-4.5 
4 EXTRADITE	3	9.3m	2:37.56	56.36s (0)	27.03s (0)	-0.9 
3 LIAM NEIL	4	9.4m	2:37.57	56.64s (1)	27.42s (2)	-4.8 
7 BLACK JACK ZAC	5	11.8m	2:37.74	55.91s (1)	27.59s (3)	+5.6 
5 IDEAL INVESTMENT	6	13.9m	2:37.89	56.39s (0)	27.05s (0)	-1.3 
11 MY MASTER OF DISGUI	7	16.7m	2:38.09	56.56s (1)	27.18s (1)	-3.7 
8 TANAKA EAGLE	8	18.2m	2:38.19	56.38s (0)	27.01s (0)	-1.2 
2 CHARLIE EL	9	19.9m	2:38.32	57.08s (1)	27.68s (2)	-11.1 
9 TUAS DELIGHT	10	22.3m	2:38.49	57.83s (1)	28.04s (1)	-21.9 



Sectionals
Powered by



Home of Australian Harness Sectionals

Get your sectionals delivered to your inbox daily

Check out www.pjdata.com.au



RWWA and provider are not responsible for the completeness or accuracy of any of the information contained herein, and makes no representations about its suitability for any purpose.

Gloucester Park Race 2 Distance 2130m

Friday, 25 September 2020

Gross Time: 2:35.40

MileRate: 1:57.40





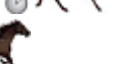





LeadTime: 37.00s

First Qtr: 30.90s

Second Qtr: 30.30s

Third Qtr: 29.00s

Fourth Qtr: 28.20s

No Horse	Plc	Margin	Time	800Time (W)	400 Time (W)	Finish Position and metres gained from 800m	
11 MISTER BUSHIDO	1	0.0m	2:35.40	56.79s (1)	27.92s (1)		+5.8
5 JACK WILLIAM	2	0.4m	2:35.43	57.11s (1)	28.23s (1)		+1.2
3 DESTINED TO RULE	3	3.0m	2:35.62	56.69s (1)	27.91s (2)		+7.2
1 QTOWN RIP ROARING	4	4.7m	2:35.75	57.22s (0)	28.22s (0)		-0.3
7 ALTA RHETT	5	5.7m	2:35.82	56.57s (1)	27.93s (3)		+8.9
10 SPACE JUNK	6	8.9m	2:36.06	57.21s (0)	28.25s (1)		-0.1
8 ART TUTOR	7	12.0m	2:36.29	56.69s (1)	28.00s (1)		+7.2
9 CARTE BLANCHE	8	15.0m	2:36.51	56.99s (0)	28.16s (0)		+3.0
4 THE PARTY BOY	9	15.2m	2:36.53	57.37s (0)	28.54s (0)		-2.4
2 JILLIBY JAKE	10	15.7m	2:36.56	58.32s (0)	29.27s (0)		-15.7



Sectionals
Powered by



Home of Australian Harness Sectionals

Get your sectionals delivered to your inbox daily

Check out www.pjdata.com.au



RWWA and provider are not responsible for the completeness or accuracy of any of the information contained herein, and makes no representations about its suitability for any purpose.

Gloucester Park Race 3 Distance 2130m

Friday, 25 September 2020

Gross Time: 2:34.30

MileRate: 1:56.60












LeadTime: 36.40s

First Qtr: 31.20s

Second Qtr: 29.70s

Third Qtr: 28.00s

Fourth Qtr: 29.00s

No Horse	Plc	Margin	Time	800Time (W)	400 Time (W)	Finish Position and metres gained from 800m	
6 JIMMY MACK	1	0.0m	2:34.30	57.00s (1)	29.00s (1)		0.0
4 ROCK ME OVER	2	1.9m	2:34.44	56.74s (2)	28.63s (2)		+3.7
7 THEREUGO	3	3.8m	2:34.59	57.23s (0)	29.10s (0)		-3.2
2 HENWOOD BAY	4	3.9m	2:34.60	56.98s (1)	28.94s (1)		+0.3
11 CARTER MICHEAL	5	4.6m	2:34.65	57.23s (2)	29.13s (2)		-3.2
1 EXTREME PRINCE	6	6.6m	2:34.80	57.14s (0)	28.99s (0)		-2.0
8 BRACKEN SKY	7	8.8m	2:34.97	56.35s (0)	28.44s (0)		+9.2
5 BAYLAN JETT	8	10.6m	2:35.11	57.04s (2)	28.94s (2)		-0.6
3 ALWAYS ARJAY	9	11.0m	2:35.14	56.84s (0)	28.96s (0)		+2.2
9 GALANTE	10	11.6m	2:35.18	56.80s (1)	28.84s (1)		+2.8
10 MATTJESTIC STAR	11	13.9m	2:35.36	57.36s (1)	29.31s (1)		-5.1



Sectionals
Powered by



Home of Australian Harness Sectionals

Get your sectionals delivered to your inbox daily

Check out www.pjdata.com.au



RWWA and provider are not responsible for the completeness or accuracy of any of the information contained herein, and makes no representations about its suitability for any purpose.

Gloucester Park Race 4 Distance 2536m

Friday, 25 September 2020

Gross Time: 3:05.10

MileRate: 1:57.40









LeadTime: 67.70s

First Qtr: 32.30s

Second Qtr: 28.70s

Third Qtr: 27.80s

Fourth Qtr: 28.60s

No Horse	Plc	Margin	Time	800Time (W)	400 Time (W)	Finish Position and metres gained from 800m	
2 RAKASINC	1	0.0m	3:05.10	56.40s (0)	28.60s (0)		0.0
8 MY CARBON COPY	2	0.8m	3:05.16	55.63s (1)	28.50s (2)		+11.0
4 SIR GALAHAD	3	3.1m	3:05.33	56.28s (0)	28.49s (0)		+1.7
3 FORGOTTEN HIGHWAY	4	8.2m	3:05.72	56.01s (0)	28.44s (2)		+5.6
5 OUR PERKINS	5	10.2m	3:05.87	55.73s (0)	28.29s (0)		+9.6
6 BRAEVIEW BONDI	6	10.3m	3:05.87	57.00s (1)	29.16s (1)		-8.5
7 TYLER BRETT	7	13.9m	3:06.14	56.87s (1)	29.06s (1)		-6.7
1 ANIME	8	15.4m	3:06.26	56.85s (0)	29.03s (0)		-6.4



Sectionals
Powered by



Home of Australian Harness Sectionals

Get your sectionals delivered to your inbox daily

Check out www.pjdata.com.au









RWWA and provider are not responsible for the completeness or accuracy of any of the information contained herein, and makes no representations about its suitability for any purpose.

Gloucester Park Race 5 Distance 2536m

Friday, 25 September 2020

Gross Time: 3:02.60 MileRate: 1:55.80 LeadTime: 69.40s First Qtr: 29.60s Second Qtr: 28.90s Third Qtr: 27.30s Fourth Qtr: 27.40s

No Horse	Plc	Margin	Time	800Time (W)	400 Time (W)	Finish Position and metres gained from 800m	
1 SHOCKWAVE	1	0.0m	3:02.60	54.70s (0)	27.40s (0)		0.0
2 CHIAROSCURO	2	7.2m	3:03.12	54.85s (0)	27.55s (0)		-2.2
3 OUR JIMMY JOHNSTON	3	11.6m	3:03.44	54.84s (0)	27.50s (0)		-2.0
5 ELOQUENT MACH	4	14.6m	3:03.65	55.09s (1)	27.77s (1)		-5.8
7 SIMBA BROMAC	5	16.9m	3:03.82	54.87s (0)	27.53s (0)		-2.5
4 BLETCHLEY PARK	6	19.3m	3:03.99	55.71s (1)	28.40s (1)		-14.9



Sectionals
Powered by



Home of Australian Harness Sectionals

Get your sectionals delivered to your inbox daily

Check out www.pjdata.com.au



RWWA and provider are not responsible for the completeness or accuracy of any of the information contained herein, and makes no representations about its suitability for any purpose.

Gloucester Park Race 6 Distance 2130m

Friday, 25 September 2020

Gross Time: 2:33.00

MileRate: 1:55.60













LeadTime: 36.70s

First Qtr: 30.50s

Second Qtr: 29.20s

Third Qtr: 28.10s

Fourth Qtr: 28.50s

No Horse	Plc	Margin	Time	800Time (W)	400 Time (W)	Finish Position and metres gained from 800m
4 SOHO HAMILTON	1	0.0m	2:33.00	56.60s (0)	28.50s (0)	 0.0
3 RADIANT AMBER	2	1.7m	2:33.13	56.41s (0)	28.29s (0)	 +2.7
1 LA SULEIMAN	3	3.1m	2:33.23	56.20s (0)	28.10s (0)	 +5.7
7 MAJOR SHARD	4	11.1m	2:33.83	56.92s (1)	28.73s (1)	 -4.5
5 EUPHORIC MOMENT	5	12.1m	2:33.91	56.03s (1)	27.97s (2)	 +8.1
10 BLISSFULLABBEY	6	12.4m	2:33.93	56.53s (0)	28.46s (0)	 +1.0
6 THE LAST DROP	7	12.7m	2:33.95	55.97s (0)	28.03s (1)	 +8.9
12 BLUE BLAZER	8	13.6m	2:34.02	56.32s (0)	28.24s (0)	 +4.0
9 BE MY ROCK	9	13.9m	2:34.04	57.42s (1)	29.24s (1)	 -11.7
8 SAMEPLACE SAMETIME	10	18.7m	2:34.40	56.13s (1)	28.05s (2)	 +6.7
11 IM JOHNNY JET	11	23.5m	2:34.76	57.48s (1)	29.29s (1)	 -12.5
2 THE VERANDAH	12	26.7m	2:35.00	57.37s (1)	29.30s (2)	 -10.9



Sectionals
Powered by



Home of Australian Harness Sectionals

Get your sectionals delivered to your inbox daily

Check out www.pjdata.com.au



RWWA and provider are not responsible for the completeness or accuracy of any of the information contained herein, and makes no representations about its suitability for any purpose.

Gloucester Park Race 7 Distance 2130m

Friday, 25 September 2020

Gross Time: 2:35.80

MileRate: 1:57.70











LeadTime: 36.10s

First Qtr: 31.60s

Second Qtr: 31.00s

Third Qtr: 28.50s

Fourth Qtr: 28.60s

No Horse	Plc	Margin	Time	800Time (W)	400 Time (W)	Finish Position and metres gained from 800m
6 RED HOT LADY	1	0.0m	2:35.80	57.10s (0)	28.60s (0)	 0.0
11 BROADBEACH	2	2.4m	2:35.98	56.80s (1)	28.44s (2)	 +4.2
3 STAR IN ART	3	4.7m	2:36.15	57.15s (0)	28.65s (0)	 -0.7
8 ASKMEILLTELLYA	4	7.1m	2:36.33	57.43s (1)	28.89s (1)	 -4.7
1 BONJO	5	10.2m	2:36.57	57.24s (0)	28.66s (0)	 -2.0
10 SOHO PARTY GIRL	6	11.6m	2:36.67	57.04s (0)	28.47s (1)	 +0.8
12 SOME COPPER BEACH	7	18.2m	2:37.17	57.60s (1)	29.24s (1)	 -7.0
4 SHES ALL STAR	8	21.8m	2:37.44	57.23s (1)	28.61s (1)	 -1.8
7 MISS MERIT	9	26.3m	2:37.78	57.86s (1)	29.72s (2)	 -10.7
2 FIREBALL FRIDAY	10	37.7m	2:38.63	58.54s (0)	29.20s (0)	 -20.3



Sectionals
Powered by



Home of Australian Harness Sectionals

Get your sectionals delivered to your inbox daily

Check out www.pjdata.com.au



RWWA and provider are not responsible for the completeness or accuracy of any of the information contained herein, and makes no representations about its suitability for any purpose.

Gloucester Park Race 8 Distance 2503m

Friday, 25 September 2020

Gross Time: 3:08.20

MileRate: 2:01.00










LeadTime: 70.50s

First Qtr: 30.30s

Second Qtr: 30.20s

Third Qtr: 29.00s

Fourth Qtr: 28.20s

No Horse	Plc	Margin	Time	800Time (W)	400 Time (W)	Finish Position and metres gained from 800m		
4 J B MAUNEY	1	0.0m	3:08.20	56.22s	(1)	27.79s	(3)	 +13.8
9 THE BUCKEYE BULLET	2	0.5m	3:08.24	57.19s	(1)	28.24s	(0)	 +0.1
2 DISCO UNDER FIRE	3	9.5m	3:08.90	57.56s	(0)	28.18s	(1)	-5.1 
6 C C CHEVRON	4	10.8m	3:09.00	57.09s	(0)	28.09s	(3)	+1.6 
8 IM ROCKNROLL MAGIC	5	11.9m	3:09.08	56.91s	(2)	28.88s	(2)	+4.1 
7 ARMA INDIE	6	15.0m	3:09.31	57.94s	(1)	28.90s	(1)	-10.4 
5 BUDD SIDEWINDER	7	16.0m	3:09.39	57.74s	(0)	28.19s	(0)	-7.6 
3 FLYING MISTER IDEAL	8	18.4m	3:09.56	57.85s	(1)	28.76s	(2)	-9.2 
1 KIWI BLOKE	9	74.4m	3:13.71	62.49s	(0)	32.80s	(0)	 -74.4



Sectionals
Powered by



Home of Australian Harness Sectionals

Get your sectionals delivered to your inbox daily

Check out www.pjdata.com.au











RWWA and provider are not responsible for the completeness or accuracy of any of the information contained herein, and makes no representations about its suitability for any purpose.

Gloucester Park Race 9 Distance 2130m

Friday, 25 September 2020

Gross Time: 2:33.90 MileRate: 1:56.30 LeadTime: 37.00s First Qtr: 30.80s Second Qtr: 29.90s Third Qtr: 28.20s Fourth Qtr: 28.00s

No Horse	Plc	Margin	Time	800Time (W)	400 Time (W)	Finish Position and metres gained from 800m
6 TALKERUP	1	0.0m	2:33.90	56.20s (0)	28.00s (0)	 0.0
5 QUEEN SHENANDOAH	2	1.7m	2:34.03	55.58s (1)	27.39s (1)	 +8.9
7 MISS SANGRIAL	3	3.1m	2:34.13	55.34s (1)	27.20s (1)	 +12.3
3 STARLIGHT DESTINY	4	6.1m	2:34.35	56.19s (1)	27.99s (1)	 +0.1
1 BATAVIA SILVERLINE	5	7.5m	2:34.45	56.43s (0)	28.16s (0)	 -3.3
8 OUR ALFIE ROMEO	6	9.4m	2:34.59	56.77s (1)	28.56s (1)	 -8.2
2 BETTORGRINANBARIT	7	11.4m	2:34.74	56.41s (0)	28.11s (0)	 -3.0
4 NOWUSEEMESMILE	8	11.8m	2:34.77	56.14s (0)	27.82s (0)	 +0.8



Sectionals
Powered by



Home of Australian Harness Sectionals

Get your sectionals delivered to your inbox daily

Check out www.pjdata.com.au



RWWA and provider are not responsible for the completeness or accuracy of any of the information contained herein, and makes no representations about its suitability for any purpose.

Gloucester Park Race 10 Distance 2130m

Friday, 25 September 2020

Gross Time: 2:35.30

MileRate: 1:57.30






LeadTime: 37.30s

First Qtr: 32.50s

Second Qtr: 30.20s

Third Qtr: 27.40s

Fourth Qtr: 27.90s

No Horse	Plc	Margin	Time	800Time (W)	400 Time (W)	Finish Position and metres gained from 800m	
2 ALWAYS AN HONOUR	1	0.0m	2:35.30	54.71s (0)	27.53s (0)		+8.6
4 PATRICKTHEPIRANHA	2	2.2m	2:35.46	55.14s (0)	27.93s (1)		+2.4
6 GOLDEN STATE	3	6.7m	2:35.79	54.78s (1)	27.66s (0)		+7.5
1 ROMAN AVIATOR	4	8.2m	2:35.90	55.86s (0)	28.47s (0)		-8.2
5 EL JACKO	5	8.9m	2:35.95	55.33s (1)	28.06s (1)		-0.5



Sectionals
Powered by



Home of Australian Harness Sectionals

Get your sectionals delivered to your inbox daily

Check out www.pjdata.com.au



RWWA and provider are not responsible for the completeness or accuracy of any of the information contained herein, and makes no representations about its suitability for any purpose.

Gloucester Park Race 11 Distance 2130m

Friday, 25 September 2020

Gross Time: 2:41.30

MileRate: 2:01.90






LeadTime: 40.80s

First Qtr: 33.10s

Second Qtr: 32.00s

Third Qtr: 28.30s

Fourth Qtr: 27.10s

No Horse	Plc	Margin	Time	800Time (W)	400 Time (W)	Finish Position and metres gained from 800m	
3 LAVRA JOE	1	0.0m	2:41.30	54.81s (1)	26.55s (1)		+8.6
1 GIVE US A WAVE	2	3.9m	2:41.58	55.67s (0)	27.36s (0)		-3.9
5 JETT STAR	3	5.5m	2:41.69	55.53s (1)	27.20s (1)		-1.9
2 BE ROCK HARD	4	7.1m	2:41.81	55.57s (0)	27.24s (0)		-2.5
4 SQUINTA	5	12.3m	2:42.18	55.52s (0)	27.20s (0)		-1.7



Sectionals
Powered by



Home of Australian Harness Sectionals

Get your sectionals delivered to your inbox daily

Check out www.pjdata.com.au



RWWA and provider are not responsible for the completeness or accuracy of any of the information contained herein, and makes no representations about its suitability for any purpose.