

Gloucester Park Race 1 Distance 2130m

Tuesday, 6 October 2020

Gross Time: 2:36.90 MileRate: 1:58.50 LeadTime: 36.60s First Qtr: 30.60s Second Qtr: 30.20s Third Qtr: 29.70s Fourth Qtr: 29.80s

No Horse	Plc	Margin	Time	800Time (W)	400 Time (W)	Finish Position and metres gained from 800m
6 BENESARI LANE	1	0.0m	2:36.90	58.38s (1)	28.94s (1)	+15.
8 BETTOR BEACH BELLE	2	6.5m	2:37.41	59.49s (1)	30.06s (1)	+0.1
7 LETSDANCETONIGHT	3	8.0m	2:37.52	60.09s (0)	30.39s (0)	-8.0
4 KISSED BY A ROSE	4	15.0m	2:38.07	60.30s (0)	30.57s (0)	-10.8
5 SECRET REACTION	5	21.8m	2:38.60	60.30s (1)	30.87s (1)	-10.8
3 AMERICAN DUTCHESS	6	23.8m	2:38.76	60.27s (0)	30.35s (1)	-10.4
1 ONLY FIVE STARZZZ	7	39.8m	2:40.01	61.78s (0)	31.83s (0)	-30.8



Sectionals
Powered by



Home of Australian Harness Sectionals

Get your sectionals delivered to your inbox daily

Check out www.pjdata.com.au

RWWA and provider are not responsible for the completeness or accuracy of any of the information contained herein, and makes no representations about its suitability for any purpose.

Gloucester Park Race 2 Distance 2130m

Tuesday, 6 October 2020

Gross Time: 2:37.70 MileRate: 1:59.20 LeadTime: 38.40s First Qtr: 31.30s Second Qtr: 30.80s Third Qtr: 28.50s Fourth Qtr: 28.70s

No Horse	Plc	Margin	Time	800Time (W)	400 Time (W)	Finish Position and metres gained from 800m
1 CHANGINGOFTHEGUAR	1	0.0m	2:37.70	57.20s (0)	28.70s (0)	0.0
7 LOUIE THE HORSE	2	1.3m	2:37.80	56.38s (2)	28.45s (2)	+11.5
9 ALFREDI	3	4.7m	2:38.05	57.53s (1)	28.82s (1)	-4.7
5 MASTER LEIGHTON	4	4.7m	2:38.05	56.89s (1)	28.29s (2)	+4.3
6 WARRIORS LEGACY	5	5.9m	2:38.14	57.32s (1)	28.61s (1)	-1.7
4 TEPELO STAR	6	12.5m	2:38.64	57.49s (0)	28.91s (0)	-4.1
3 LIAURIE	7	12.7m	2:38.66	57.82s (0)	29.25s (0)	-8.7
2 ELLEKER HANOVER	8	17.5m	2:39.02	57.49s (1)	29.12s (3)	-4.1
8 PARDON MYSPEED	9	27.7m	2:39.79	58.29s (0)	29.69s (1)	-15.3



Sectionals
Powered by



Home of Australian Harness Sectionals

Get your sectionals delivered to your inbox daily









Check out www.pjdata.com.au

RWWA and provider are not responsible for the completeness or accuracy of any of the information contained herein, and makes no representations about its suitability for any purpose.

Gloucester Park Race 3 Distance 2536m

Tuesday, 6 October 2020

Gross Time: 3:12.70 MileRate: 2:02.30 LeadTime: 72.00s First Qtr: 30.80s Second Qtr: 31.20s Third Qtr: 30.00s Fourth Qtr: 28.70s

No Horse	Plc	Margin	Time	800Time (W)	400 Time (W)	Finish Position and metres gained from 800m
2 CARUBA	1	0.0m	3:12.70	58.70s (0)	28.70s (0)	 0.0
5 JOIN THE QUE	2	6.7m	3:13.20	58.75s (1)	28.71s (2)	 -0.7
1 CAULONIA ARTY	3	10.3m	3:13.48	59.15s (0)	29.11s (0)	 -6.1
7 LIVE LIFE FAST	4	11.9m	3:13.60	58.82s (1)	28.76s (1)	 -1.7
8 IM THOR	5	12.8m	3:13.66	59.50s (1)	29.30s (1)	 -11.0
3 WESTERHOUSE	6	14.7m	3:13.81	59.15s (0)	29.14s (0)	 -6.1
4 SKYLINE TRAIL	7	17.0m	3:13.98	59.01s (0)	28.96s (0)	 -4.2
6 CORDORING ROAD	8	17.7m	3:14.03	58.72s (0)	28.65s (1)	 -0.3



Sectionals
Powered by



Home of Australian Harness Sectionals

Get your sectionals delivered to your inbox daily

Check out www.pjdata.com.au



Gloucester Park Race 4 Distance 2536m

Tuesday, 6 October 2020

Gross Time: 3:08.80 MileRate: 1:59.80 LeadTime: 69.50s First Qtr: 32.20s Second Qtr: 28.20s Third Qtr: 28.40s Fourth Qtr: 30.50s

No Horse	Plc	Margin	Time	800Time (W)	400 Time (W)	Finish Position and metres gained from 800m
3 BEACH SKIPPER	1	0.0m	3:08.80	58.87s (0)	30.47s (0)	+0.4
5 WATTABOUT RIOLI	2	1.7m	3:08.94	59.02s (1)	30.63s (1)	-1.7
7 TINSELTOWN	3	8.5m	3:09.48	58.73s (1)	30.57s (0)	+2.3
8 FLYNSCOTSMAN	4	12.3m	3:09.78	58.61s (1)	30.42s (1)	+3.9
2 CHANGE OF ADDRESS	5	15.7m	3:10.05	59.71s (0)	31.34s (1)	-11.1
4 MANHATTAN BILLY	6	24.7m	3:10.77	59.54s (0)	30.99s (0)	-22.3
6 THE CODE BREAKER	7	26.7m	3:10.93	60.53s (1)	31.99s (2)	-22.3
1 THE RIGHTEOUS	8	132.3m	3:19.36	67.75s (0)	38.12s (0)	-120.



Sectionals
Powered by



Home of Australian Harness Sectionals

Get your sectionals delivered to your inbox daily











Check out www.pjdata.com.au



Gloucester Park Race 5 Distance 2130m

Tuesday, 6 October 2020

Gross Time: 2:38.80 MileRate: 2:00.00 LeadTime: 40.00s First Qtr: 32.30s Second Qtr: 30.30s Third Qtr: 28.00s Fourth Qtr: 28.20s

No Horse	Plc	Margin	Time	800Time (W)	400 Time (W)	Finish Position and metres gained from 800m
6 MINI MINE YET	1	0.0m	2:38.80	56.20s (1)	28.20s (1)	 0.0
3 ROLLSOFFTHETONGUE	2	8.1m	2:39.40	55.86s (0)	27.77s (0)	 +4.9
4 SHEZA BROMAC	3	9.6m	2:39.51	56.86s (0)	28.86s (0)	-9.4 
1 LIVY JAY	4	11.1m	2:39.62	56.67s (0)	28.60s (0)	-6.7 
10 MISS MERIT	5	11.9m	2:39.68	56.43s (0)	28.36s (0)	-3.3 
8 FLYING PHOEBE	6	19.5m	2:40.25	56.36s (0)	28.18s (0)	-2.3 
5 OOWNTHETHRONE	7	21.3m	2:40.38	57.05s (1)	28.63s (1)	-12.1 
7 DELIGHTFULL	8	23.6m	2:40.55	56.90s (1)	28.49s (1)	-10.0 
2 CHEAP THRILLZ	9	27.1m	2:40.81	57.73s (1)	29.34s (1)	-21.9 
9 FUN MAGIC TRIX	10	95.1m	2:45.85	61.60s (1)	33.42s (2)	-77.3 



Sectionals
Powered by



Home of Australian Harness Sectionals

Get your sectionals delivered to your inbox daily

Check out www.pjdata.com.au












RWWA and provider are not responsible for the completeness or accuracy of any of the information contained herein, and makes no representations about its suitability for any purpose.

Gloucester Park Race 6 Distance 2130m

Tuesday, 6 October 2020

Gross Time: 2:37.50 MileRate: 1:59.00 LeadTime: 38.80s First Qtr: 31.60s Second Qtr: 30.90s Third Qtr: 28.00s Fourth Qtr: 28.20s

No Horse	Plc	Margin	Time	800Time (W)	400 Time (W)	Finish Position and metres gained from 800m
2 SIGHTSEEING ANVIL	1	0.0m	2:37.50	56.20s (0)	28.20s (0)	 0.0
7 CARRAMAR PHILEMON	2	11.1m	2:38.32	56.46s (1)	28.49s (1)	-3.7 
6 CLARENDEN HUSTLER	3	11.5m	2:38.35	56.21s (1)	28.22s (1)	-0.1 
8 CAMLUCK KING	4	13.2m	2:38.48	56.00s (1)	28.00s (1)	+2.8 
5 EL SUNAMI	5	19.3m	2:38.93	56.64s (0)	28.57s (0)	-6.3 
4 IMPRESSIVE SIGNS	6	19.6m	2:38.95	57.35s (1)	29.41s (1)	-16.4 
1 BEAUDIENE WESTERN	7	19.9m	2:38.97	57.28s (0)	29.24s (0)	-15.5 
9 STAR ARMBRO	8	22.9m	2:39.20	56.58s (0)	28.46s (0)	-5.5 
3 MACHRIE	9	24.0m	2:39.28	57.28s (0)	29.24s (0)	-15.2 



Sectionals
Powered by



Home of Australian Harness Sectionals

Get your sectionals delivered to your inbox daily

Check out www.pjdata.com.au



RWWA and provider are not responsible for the completeness or accuracy of any of the information contained herein, and makes no representations about its suitability for any purpose.

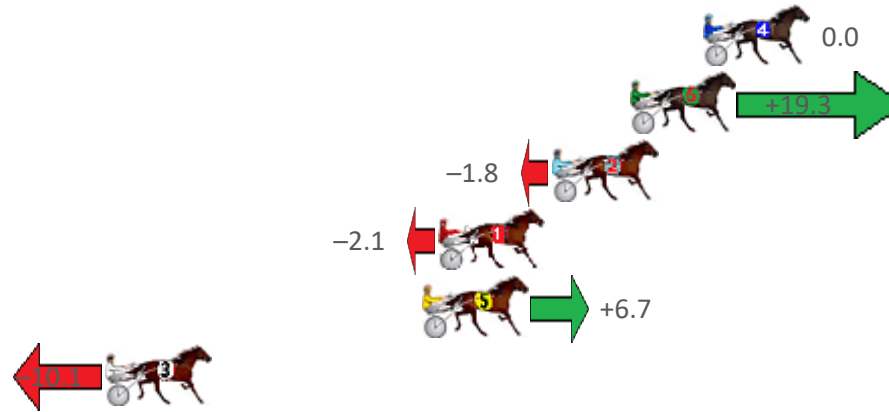
Gloucester Park Race 7 Distance 2130m

Tuesday, 6 October 2020

Gross Time: 2:36.20 MileRate: 1:58.00 LeadTime: 36.50s First Qtr: 32.10s Second Qtr: 30.10s Third Qtr: 29.30s Fourth Qtr: 28.20s

No Horse	Plc	Margin	Time	800Time (W)	400 Time (W)
4 DIAMOND LIFE	1	0.0m	2:36.20	57.50s (0)	28.20s (0)
6 LIGHTNING JOLT	2	2.9m	2:36.41	56.12s (0)	27.09s (1)
2 WALTZINGWITHSIERRA	3	6.0m	2:36.64	57.63s (0)	28.31s (0)
1 FRANCO HAMMOND	4	10.5m	2:36.98	57.65s (0)	28.33s (0)
5 BE ON GUARD	5	11.1m	2:37.02	57.02s (0)	27.91s (0)
3 EUSTON FLYER	6	23.7m	2:37.96	58.22s (0)	28.92s (1)

Finish Position and metres gained from 800m



Sectionals
Powered by



Home of Australian Harness Sectionals

Get your sectionals delivered to your inbox daily

Check out www.pjdata.com.au










RWWA and provider are not responsible for the completeness or accuracy of any of the information contained herein, and makes no representations about its suitability for any purpose.

Gloucester Park Race 8 Distance 2130m

Tuesday, 6 October 2020

Gross Time: 2:37.70 MileRate: 1:59.10 LeadTime: 38.10s First Qtr: 31.40s Second Qtr: 30.40s Third Qtr: 29.60s Fourth Qtr: 28.20s

No Horse	Plc	Margin	Time	800Time (W)	400 Time (W)	Finish Position and metres gained from 800m
1 HAVE AGO JOE	1	0.0m	2:37.70	57.80s (0)	28.20s (0)	 0.0
6 CHOPPING BLOCK	2	21.7m	2:39.31	57.99s (0)	28.78s (1)	 -2.7
5 BEALAWYER	3	25.2m	2:39.57	58.62s (0)	29.03s (0)	 -11.4
2 MARCOTTI	4	28.4m	2:39.80	59.51s (0)	29.84s (0)	 -23.8
3 COHLIN	5	28.5m	2:39.81	59.14s (0)	29.54s (0)	 -18.7
4 STARS OF GOLD	6	30.3m	2:39.95	59.60s (1)	29.82s (1)	 -25.1
7 JOEY JAMES	7	34.3m	2:40.24	60.19s (1)	30.42s (1)	 -33.3



Sectionals
Powered by



Home of Australian Harness Sectionals

Get your sectionals delivered to your inbox daily

Check out www.pjdata.com.au










RWWA and provider are not responsible for the completeness or accuracy of any of the information contained herein, and makes no representations about its suitability for any purpose.

Gloucester Park Race 9 Distance 2130m

Tuesday, 6 October 2020

Gross Time: 2:35.40 MileRate: 1:57.40 LeadTime: 38.50s First Qtr: 31.20s Second Qtr: 29.60s Third Qtr: 28.60s Fourth Qtr: 27.50s

No Horse	Plc	Margin	Time	800Time (W)	400 Time (W)	Finish Position and metres gained from 800m	
4 THE IDEAL TOUCH	1	0.0m	2:35.40	56.10s (0)	27.50s (0)		0.0
1 SHES ALL STAR	2	20.8m	2:36.91	57.24s (0)	28.62s (0)		-16.4
3 STRIDE LIKE A STAR	3	27.6m	2:37.40	57.41s (0)	28.80s (0)		-18.8
6 HENGHENG	4	32.3m	2:37.74	57.35s (0)	28.52s (0)		-17.9
7 JUSTGIVEMERUBIES	5	32.4m	2:37.74	56.83s (1)	27.80s (2)		-10.4
5 ADDA POCKET RINSE	6	63.5m	2:40.00	59.30s (1)	30.16s (1)		-46
2 ADDA GIRL	7	128.1m	2:44.67	63.68s (0)	34.60s (0)		-108.



Sectionals
Powered by



Home of Australian Harness Sectionals

Get your sectionals delivered to your inbox daily

Check out www.pjdata.com.au



RWWA and provider are not responsible for the completeness or accuracy of any of the information contained herein, and makes no representations about its suitability for any purpose.