









Gloucester Park Race 1 Distance 2130m

Tuesday, 20 October 2020

Gross Time: 2:37.80 MileRate: 1:59.20 LeadTime: 40.00s First Qtr: 31.10s Second Qtr: 29.00s Third Qtr: 28.00s Fourth Qtr: 29.70s

No Horse	Plc	Margin	Time	800Time (W)	400 Time (W)	Finish Position and metres gained from 800m
1 RIVERINA FLASH	1	0.0m	2:37.80	57.70s (0)	29.70s (0)	 0.0
5 MARY JOE	2	2.7m	2:38.01	57.41s (0)	29.50s (0)	 +4.1
8 BEEJAYS STAR	3	4.6m	2:38.16	57.07s (0)	29.23s (0)	 +8.8
9 JUSTGIVEMERUBIES	4	8.2m	2:38.44	58.29s (1)	30.02s (1)	-8.2 
7 STRIDE LIKE A STAR	5	10.3m	2:38.60	57.75s (1)	29.69s (1)	-0.7 
4 DISSERTATION	6	11.1m	2:38.66	58.18s (1)	30.21s (2)	-6.7 
6 SHES ALL STAR	7	39.1m	2:40.84	60.07s (2)	30.76s (0)	 -33.1
2 MIDDLEPAGE	8	290.7m	3:00.43	77.40s (1)	50.01s (1)	 -274.



Sectionals
Powered by



Home of Australian Harness Sectionals

Get your sectionals delivered to your inbox daily












Check out www.pjdata.com.au



Gloucester Park Race 2 Distance 2130m

Tuesday, 20 October 2020

Gross Time: 2:36.60 MileRate: 1:58.30 LeadTime: 37.80s First Qtr: 30.70s Second Qtr: 29.50s Third Qtr: 28.80s Fourth Qtr: 29.80s

No Horse	Plc	Margin	Time	800Time (W)	400 Time (W)	Finish Position and metres gained from 800m
1 HENGHENG	1	0.0m	2:36.60	58.60s (0)	29.80s (0)	 0.0
3 NIKKI LOUISE	2	0.4m	2:36.63	58.32s (0)	29.52s (0)	 +3.8
8 FATAL ATTACK	3	4.9m	2:36.98	58.04s (0)	29.10s (0)	 +7.7
10 COHLIN	4	7.1m	2:37.15	58.51s (0)	29.64s (0)	 +1.3
12 NIGEL ERNEST	5	9.7m	2:37.36	58.30s (1)	29.35s (2)	 +4.1
11 BEALAWYER	6	13.9m	2:37.69	58.94s (1)	29.96s (1)	 -4.7
2 OLLIE OLIVER	7	14.5m	2:37.73	59.64s (1)	30.71s (1)	 -14.3
9 MAGIC EYE MICK	8	14.6m	2:37.74	58.47s (2)	30.05s (2)	 +1.8
4 BLUE STONE	9	16.2m	2:37.86	59.44s (1)	30.63s (2)	 -11.6
7 DESIDERIO	10	18.8m	2:38.07	58.66s (1)	30.08s (3)	 -0.8
6 TENACIOUS GEORGE	11	105.2m	2:44.81	65.04s (0)	35.52s (0)	 -88.4



Sectionals
Powered by



Home of Australian Harness Sectionals

Get your sectionals delivered to your inbox daily

Check out www.pjdata.com.au



Gloucester Park Race 3 Distance 2536m

Tuesday, 20 October 2020

Gross Time: 3:06.60 MileRate: 1:58.40 LeadTime: 68.50s First Qtr: 30.00s Second Qtr: 29.60s Third Qtr: 28.60s Fourth Qtr: 29.90s

No Horse	Plc	Margin	Time	800Time (W)	400 Time (W)	Finish Position and metres gained from 800m
4 ANTERO	1	0.0m	3:06.60	58.09s (1)	29.45s (1)	
3 CAVALRY CALL	2	3.4m	3:06.87	57.98s (0)	29.39s (1)	
2 CHANGE OF ADDRESS	3	8.9m	3:07.30	59.15s (0)	30.56s (0)	
5 CHIEF JOSEPH	4	9.9m	3:07.38	59.10s (1)	30.52s (1)	
6 ZOZO MA GOGO	5	14.2m	3:07.71	57.93s (1)	29.10s (1)	
7 CARRAMAR PHILEMON	6	16.7m	3:07.91	58.64s (0)	30.06s (1)	
9 HEZ A CHANCE	7	18.7m	3:08.06	58.62s (1)	29.86s (1)	
1 QUINCEY BROGDEN	8	53.8m	3:10.81	62.02s (0)	32.90s (0)	
8 ARTILLERY MAJOR	9	147.4m	3:18.15	68.30s (1)	38.24s (1)	



Sectionals
Powered by



Home of Australian Harness Sectionals

Get your sectionals delivered to your inbox daily










Check out www.pjdata.com.au

RWWA and provider are not responsible for the completeness or accuracy of any of the information contained herein, and makes no representations about its suitability for any purpose.

Gloucester Park Race 4 Distance 2536m

Tuesday, 20 October 2020

Gross Time: 3:08.90 MileRate: 1:59.90 LeadTime: 68.90s First Qtr: 30.10s Second Qtr: 31.80s Third Qtr: 28.50s Fourth Qtr: 29.60s

No Horse	Plc	Margin	Time	800Time (W)	400 Time (W)	Finish Position and metres gained from 800m
4 MY MASTER OF DISGUI	1	0.0m	3:08.90	57.93s (2)	29.53s (1)	 +2.4
2 FLYING PHOEBE	2	0.5m	3:08.94	57.49s (0)	29.09s (1)	 +8.5
10 THE CHEDDARNATOR	3	7.7m	3:09.50	58.31s (0)	29.70s (0)	-2.9 
6 ENEMY LINES	4	8.1m	3:09.53	57.63s (1)	29.30s (1)	+6.5 
1 FRANCO HAMMOND	5	8.5m	3:09.56	58.71s (0)	30.23s (0)	-8.5 
3 WESTERN DROVER	6	11.2m	3:09.77	57.96s (0)	29.47s (0)	+2.0 
9 LIVE LIFE FAST	7	26.8m	3:10.98	58.78s (0)	30.00s (0)	-9.4 
5 SIR BRIGGEN	8	46.9m	3:12.54	60.78s (1)	30.48s (0)	-37.1 
7 WESTERNHOUSE	9	193.8m	3:23.94	71.81s (1)	40.46s (0)	-189. 



Sectionals
Powered by



Home of Australian Harness Sectionals

Get your sectionals delivered to your inbox daily

Check out www.pjdata.com.au










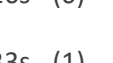
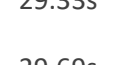


RWWA and provider are not responsible for the completeness or accuracy of any of the information contained herein, and makes no representations about its suitability for any purpose.

Gloucester Park Race 5 Distance 2130m

Tuesday, 20 October 2020

Gross Time: 2:34.80 MileRate: 1:56.90 LeadTime: 37.50s First Qtr: 30.80s Second Qtr: 29.20s Third Qtr: 28.00s Fourth Qtr: 29.30s

No Horse	Plc	Margin	Time	800Time (W)	400 Time (W)	Finish Position and metres gained from 800m	
2 GONZOS SHADOW	1	0.0m	2:34.80	57.30s (0)	29.30s (0)		0.0
5 SHADOW ROLL	2	11.9m	2:35.71	56.99s (1)	29.00s (2)		+4.3
4 BILLY MACK	3	14.5m	2:35.91	58.16s (1)	29.72s (1)		-12.1
11 CARUBA	4	17.0m	2:36.11	58.00s (1)	29.58s (1)		-9.8
10 MAXIMUM DEMAND	5	17.3m	2:36.13	57.86s (0)	29.55s (0)		-7.9
12 ANGEL IN WHITE	6	19.6m	2:36.31	57.86s (1)	29.88s (2)		-7.8
1 EL SUNAMI	7	20.6m	2:36.38	58.41s (0)	30.12s (0)		-15.6
7 C C CHEVRON	8	22.4m	2:36.52	57.46s (1)	29.64s (1)		-2.2
3 MACHRIE	9	22.7m	2:36.54	57.52s (0)	29.26s (0)		-3.1
8 ALLWOODS ROCKNROL	10	23.2m	2:36.58	57.21s (1)	29.33s (1)		+1.2
6 IAM LAMBROS	11	24.0m	2:36.64	57.96s (0)	29.69s (0)		-5.7



Sectionals
Powered by



Home of Australian Harness Sectionals

Get your sectionals delivered to your inbox daily

Check out www.pjdata.com.au



RWWA and provider are not responsible for the completeness or accuracy of any of the information contained herein, and makes no representations about its suitability for any purpose.

Gloucester Park Race 6 Distance 2130m

Tuesday, 20 October 2020

Gross Time: 2:36.70 MileRate: 1:58.40 LeadTime: 39.20s First Qtr: 30.80s Second Qtr: 29.20s Third Qtr: 28.60s Fourth Qtr: 28.90s

No Horse	Plc	Margin	Time	800Time (W)	400 Time (W)	Finish Position and metres gained from 800m
2 HELLO HOTSHOT	1	0.0m	2:36.70	57.50s (0)	28.90s (0)	0.0
5 ROLLSOFFTHETONGUE	2	4.7m	2:37.06	57.22s (0)	28.61s (0)	+3.9
1 CHETAK	3	5.4m	2:37.11	57.59s (0)	28.99s (0)	-1.2
3 TYPHOON BANNER	4	6.5m	2:37.19	57.72s (1)	29.14s (1)	-3.1
7 MASTER LEIGHTON	5	7.9m	2:37.30	57.54s (1)	28.89s (1)	-0.5
6 HIDDEN FIGURE	6	10.0m	2:37.46	57.29s (0)	28.67s (0)	+3.0
8 KATA NOI BEACH	7	18.5m	2:38.10	57.58s (0)	28.96s (0)	-1.1
9 THE SHADOW KNOWS	8	22.4m	2:38.40	58.21s (1)	29.39s (1)	-10.0
4 LUCKY SENSATION	9	41.4m	2:39.84	60.06s (2)	31.16s (2)	-35.8



Sectionals
Powered by



Home of Australian Harness Sectionals

Get your sectionals delivered to your inbox daily








Check out www.pjdata.com.au

RWWA and provider are not responsible for the completeness or accuracy of any of the information contained herein, and makes no representations about its suitability for any purpose.

Gloucester Park Race 7 Distance 2130m

Tuesday, 20 October 2020

Gross Time: 2:36.60 MileRate: 1:58.30 LeadTime: 39.00s First Qtr: 30.70s Second Qtr: 29.50s Third Qtr: 28.60s Fourth Qtr: 28.80s

No Horse	Plc	Margin	Time	800Time (W)	400 Time (W)	Finish Position and metres gained from 800m
1 HEADLINE ACT	1	0.0m	2:36.60	57.40s (0)	28.80s (0)	 0.0
7 JASPERVELLABEACH	2	2.5m	2:36.79	57.34s (1)	28.75s (1)	 +0.9
2 FLYNSCOTSMAN	3	3.4m	2:36.86	57.31s (0)	28.59s (0)	 +1.2
4 ROCKMENOW	4	6.9m	2:37.12	57.34s (1)	28.65s (1)	 +0.9
3 OUR BIG SLOW	5	8.0m	2:37.20	57.36s (0)	28.53s (0)	 +0.6
5 LOVEISAMYTH	6	10.1m	2:37.36	57.26s (1)	28.45s (1)	 +1.9
6 SMART FORTUNE	7	17.2m	2:37.90	57.41s (1)	28.36s (0)	 -0.2



Sectionals
Powered by



Home of Australian Harness Sectionals

Get your sectionals delivered to your inbox daily

Check out www.pjdata.com.au










RWWA and provider are not responsible for the completeness or accuracy of any of the information contained herein, and makes no representations about its suitability for any purpose.

Gloucester Park Race 8 Distance 2130m

Tuesday, 20 October 2020

Gross Time: 2:37.70 MileRate: 1:59.10 LeadTime: 38.10s First Qtr: 31.80s Second Qtr: 30.30s Third Qtr: 28.90s Fourth Qtr: 28.60s

No Horse	Plc	Margin	Time	800Time (W)	400 Time (W)	Finish Position and metres gained from 800m	
5 DOCTOR TOM	1	0.0m	2:37.70	57.50s (0)	28.60s (0)		0.0
1 DONT CHANGE	2	21.0m	2:39.28	58.53s (0)	28.91s (0)		-14.4
3 HAVARTI	3	30.1m	2:39.96	58.55s (0)	28.99s (2)		-14.7
2 STAR OF BETHANY	4	31.0m	2:40.03	58.90s (0)	29.30s (0)		-19.6
6 TEPELO STAR	5	39.2m	2:40.64	58.89s (0)	29.51s (3)		-19.4
7 COUNT MATAI	6	42.0m	2:40.85	58.69s (0)	29.08s (0)		-16.6
4 LIAURIE	7	44.2m	2:41.02	59.66s (1)	30.24s (1)		-30.2



Sectionals
Powered by



Home of Australian Harness Sectionals

Get your sectionals delivered to your inbox daily

Check out www.pjdata.com.au









RWAA and provider are not responsible for the completeness or accuracy of any of the information contained herein, and makes no representations about its suitability for any purpose.

Gloucester Park Race 9 Distance 2096m

Tuesday, 20 October 2020

Gross Time: 2:41.50 MileRate: 2:02.80 LeadTime: 40.60s First Qtr: 30.40s Second Qtr: 31.30s Third Qtr: 29.90s Fourth Qtr: 29.30s

No Horse	Plc	Margin	Time	800Time (W)	400 Time (W)	Finish Position and metres gained from 800m
3 MY MDINA	1	0.0m	2:41.50	57.99s (1)	29.30s (2)	
6 SPUD	2	3.2m	2:41.75	58.55s (1)	29.17s (1)	
5 LIFES DELIGHT	3	4.1m	2:41.82	58.93s (1)	29.60s (1)	
4 ONE BID BUYS	4	12.3m	2:42.45	59.41s (0)	29.47s (1)	
1 THE MALE MODEL	5	17.1m	2:42.81	60.11s (0)	29.89s (0)	
2 HAMMERS LAW	6	29.8m	2:43.79	61.39s (0)	31.18s (0)	



Sectionals
Powered by



Home of Australian Harness Sectionals

Get your sectionals delivered to your inbox daily

Check out www.pjdata.com.au



RWWA and provider are not responsible for the completeness or accuracy of any of the information contained herein, and makes no representations about its suitability for any purpose.