












Gloucester Park Race 1 Distance 2130m

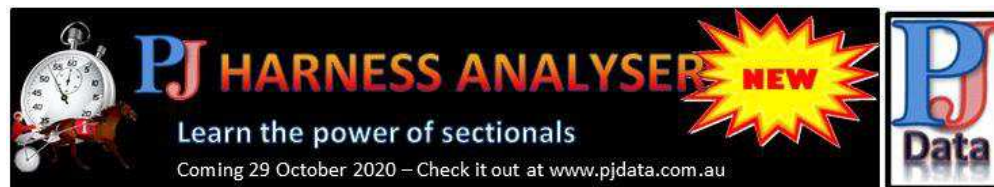
Tuesday, 27 October 2020

Gross Time: 2:35.80 MileRate: 1:57.70 LeadTime: 37.10s First Qtr: 31.20s Second Qtr: 29.40s Third Qtr: 28.60s Fourth Qtr: 29.50s

No Horse	Plc	Margin	Time	800Time (W)	400 Time (W)	Finish Position and metres gained from 800m
6 CLASSIC CHOICE	1	0.0m	2:35.80	58.10s (0)	29.50s (0)	 0.0
9 ALFREDI	2	7.5m	2:36.38	58.42s (1)	29.84s (1)	-4.5 
10 BAZZA MAC	3	9.4m	2:36.53	57.98s (0)	29.29s (0)	+1.6 
3 ROCKNROLL RALPH	4	9.5m	2:36.53	57.91s (1)	29.23s (2)	+2.7 
7 J P GOT FAITH	5	10.4m	2:36.60	57.64s (1)	28.99s (1)	+6.4 
1 JEDREK	6	11.0m	2:36.65	58.45s (0)	29.78s (0)	-4.8 
2 HAVARTI	7	24.8m	2:37.72	59.31s (1)	30.56s (1)	-16.8 
11 COUNT MATAI	8	27.1m	2:37.90	58.92s (0)	29.93s (0)	-11.3 
8 TEPELO STAR	9	28.3m	2:37.99	58.61s (1)	29.90s (1)	-7.1 
5 LIAURIE	10	30.5m	2:38.16	58.50s (0)	29.52s (1)	-5.5 
4 FAKES FIRST	11	32.7m	2:38.33	58.99s (0)	29.79s (0)	-12.3 




Sectionals
Powered by



PJ HARNESS ANALYSER **NEW**

Learn the power of sectionals

Coming 29 October 2020 – Check it out at www.pjdata.com.au



RWWA and provider are not responsible for the completeness or accuracy of any of the information contained herein, and makes no representations about its suitability for any purpose.

Gloucester Park Race 2 Distance 2130m

Tuesday, 27 October 2020

Gross Time: 2:33.80 MileRate: 1:56.20 LeadTime: 36.00s First Qtr: 29.90s Second Qtr: 29.00s Third Qtr: 28.50s Fourth Qtr: 30.40s

No Horse	Plc	Margin	Time	800Time (W)	400 Time (W)	Finish Position and metres gained from 800m
10 EUPHORIA	1	0.0m	2:33.80	58.80s (1)	30.40s (1)	
9 MAGIC EYE MICK	2	2.2m	2:33.98	59.06s (0)	30.51s (0)	
5 NIKKI LOUISE	3	8.1m	2:34.44	58.09s (1)	29.12s (1)	
7 FATAL ATTACK	4	10.0m	2:34.60	58.20s (0)	29.63s (1)	
3 DESIDERIO	5	14.2m	2:34.93	59.62s (0)	31.05s (0)	
1 BEALAWYER	6	19.4m	2:35.34	59.60s (0)	31.05s (0)	
6 STARS OF GOLD	7	20.2m	2:35.41	59.31s (0)	30.76s (0)	
2 I WORK OUT	8	52.5m	2:37.98	61.66s (1)	31.25s (1)	
8 SIXTH EDITION	9	53.5m	2:38.06	60.99s (1)	31.92s (0)	
4 BLUE STONE	10	89.7m	2:40.94	64.85s (1)	34.16s (0)	



Sectionals
Powered by

PJ HARNESS ANALYSER **NEW**

Learn the power of sectionals










Coming 29 October 2020 – Check it out at www.pjdata.com.au

RWWA and provider are not responsible for the completeness or accuracy of any of the information contained herein, and makes no representations about its suitability for any purpose.

Gloucester Park Race 3 Distance 2130m

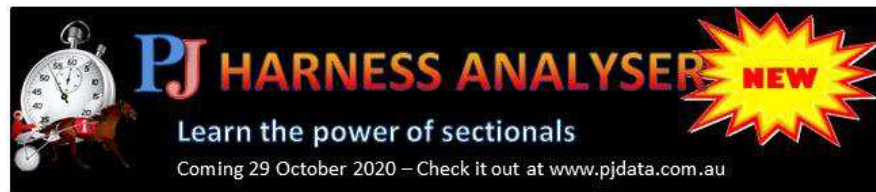
Tuesday, 27 October 2020

Gross Time: 2:36.30 MileRate: 1:58.10 LeadTime: 37.60s First Qtr: 30.50s Second Qtr: 30.80s Third Qtr: 28.70s Fourth Qtr: 28.70s

No Horse	Plc	Margin	Time	800Time (W)	400 Time (W)	Finish Position and metres gained from 800m
7 THE CHEDDARNATOR	1	0.0m	2:36.30	57.27s (1)	28.70s (1)	 +1.8
1 ENEMY LINES	2	7.4m	2:36.86	57.93s (0)	29.16s (0)	 -7.4
2 FRANCO HAMMOND	3	12.0m	2:37.20	57.96s (0)	29.16s (1)	 -7.8
4 LOVEISAMYTH	4	17.3m	2:37.60	58.02s (0)	29.14s (0)	 -8.7
5 MURPHYS BETTOR	5	17.3m	2:37.60	58.16s (1)	29.29s (2)	 -10.7
11 BETTYS LASS	6	18.3m	2:37.68	57.61s (1)	28.61s (2)	 -2.9
3 AVIVO	7	23.4m	2:38.06	58.28s (1)	29.30s (2)	 -12.6
8 HEZ A CHANCE	8	29.2m	2:38.50	58.27s (2)	29.98s (3)	 -12.2
9 LUCKY SENSATION	9	31.2m	2:38.65	58.08s (2)	29.84s (4)	 -9.6



Sectionals
Powered by



PJ HARNESS ANALYSER **NEW**

Learn the power of sectionals

Coming 29 October 2020 – Check it out at www.pjdata.com.au











RWWA and provider are not responsible for the completeness or accuracy of any of the information contained herein, and makes no representations about its suitability for any purpose.

Gloucester Park Race 4 Distance 2130m


Tuesday, 27 October 2020

Gross Time: 2:35.30 MileRate: 1:57.30 LeadTime: 37.60s First Qtr: 29.80s Second Qtr: 30.60s Third Qtr: 28.90s Fourth Qtr: 28.40s

No Horse	Plc	Margin	Time	800Time (W)	400 Time (W)	Finish Position and metres gained from 800m
1 IM SPIDERMAN	1	0.0m	2:35.30	57.30s (0)	28.40s (0)	 0.0
10 ROCKMENOW	2	2.3m	2:35.47	57.16s (0)	28.25s (0)	 +1.9
7 THE CODE BREAKER	3	3.8m	2:35.58	56.96s (0)	28.02s (0)	 +4.8
3 CHIEF JOSEPH	4	9.9m	2:36.04	57.54s (1)	28.89s (2)	-3.3 
4 MEDIEVAL MAN	5	11.6m	2:36.17	57.96s (1)	29.01s (1)	-9.2 
5 CHANGE OF ADDRESS	6	12.5m	2:36.23	57.42s (1)	28.77s (2)	-1.7 
8 CAVALRY CALL	7	13.5m	2:36.31	57.32s (0)	28.48s (1)	-0.3 
9 TINSELTOWN	8	22.2m	2:36.96	57.81s (1)	28.92s (2)	-7.2 




Sectionals
Powered by



PJ HARNESS ANALYSER **NEW**

Learn the power of sectionals

Coming 29 October 2020 – Check it out at www.pjdata.com.au











RWWA and provider are not responsible for the completeness or accuracy of any of the information contained herein, and makes no representations about its suitability for any purpose.

Gloucester Park Race 5 Distance 2130m


Tuesday, 27 October 2020

Gross Time: 2:35.50 MileRate: 1:57.50 LeadTime: 37.70s First Qtr: 30.50s Second Qtr: 30.20s Third Qtr: 28.40s Fourth Qtr: 28.70s

No Horse	Plc	Margin	Time	800Time (W)	400 Time (W)	Finish Position and metres gained from 800m
2 WALTZINGWITHSIERRA	1	0.0m	2:35.50	57.10s (0)	28.70s (0)	 0.0
1 AMERICAN ROCK	2	3.8m	2:35.79	57.06s (0)	28.60s (0)	 +0.6
5 STAR ARMBRO	3	5.8m	2:35.94	56.87s (0)	28.40s (0)	 +3.2
3 VRAI AMOUR	4	9.3m	2:36.20	57.32s (1)	28.82s (1)	 -3.1
6 ALY SHAR	5	11.3m	2:36.35	57.15s (1)	28.68s (1)	 -0.7
9 IMPRESSIVE SIGNS	6	13.4m	2:36.51	57.10s (0)	28.60s (0)	 0.0
7 ASKMEILLTELLYA	7	13.5m	2:36.52	57.01s (1)	28.54s (1)	 +1.3
4 ITSNOTOVA	8	19.6m	2:36.98	58.38s (1)	29.87s (1)	 -18.0




Sectionals
Powered by



PJ HARNESS ANALYSER **NEW**

Learn the power of sectionals

Coming 29 October 2020 – Check it out at www.pjdata.com.au













RWWA and provider are not responsible for the completeness or accuracy of any of the information contained herein, and makes no representations about its suitability for any purpose.

Gloucester Park Race 6 Distance 2130m

Tuesday, 27 October 2020

Gross Time: 2:35.50 MileRate: 1:57.50 LeadTime: 38.30s First Qtr: 30.90s Second Qtr: 30.40s Third Qtr: 28.30s Fourth Qtr: 27.60s

No Horse	Plc	Margin	Time	800Time (W)	400 Time (W)	Finish Position and metres gained from 800m
4 HEADLINE ACT	1	0.0m	2:35.50	55.90s (0)	27.60s (0)	0.0 
7 THE WHITE RABBIT	2	3.6m	2:35.76	55.97s (1)	27.64s (1)	-1.0 
1 FLYNSCOTSMAN	3	4.2m	2:35.80	55.89s (0)	27.53s (0)	+0.2 
2 ROLLOFFTHETONGUE	4	10.3m	2:36.25	56.02s (0)	27.63s (0)	-1.7 
5 RED HOT LADY	5	20.3m	2:36.97	56.84s (1)	28.44s (1)	-13.5 
8 JASPERVELLABEACH	6	20.8m	2:37.01	55.91s (1)	28.11s (2)	-0.2 
10 BEJEWELLED	7	21.8m	2:37.08	56.53s (0)	28.00s (0)	-9.0 
9 SARGE	8	25.8m	2:37.37	56.50s (0)	27.92s (0)	-8.0 
3 THE SHADOW KNOWS	9	26.1m	2:37.40	56.96s (1)	28.51s (1)	-15.3 
6 ALWAYS ON	10	37.4m	2:38.22	57.39s (1)	28.89s (1)	-21.4 



Sectionals
Powered by

PJ HARNESS ANALYSER **NEW**

Learn the power of sectionals

Coming 29 October 2020 – Check it out at www.pjdata.com.au



RWWA and provider are not responsible for the completeness or accuracy of any of the information contained herein, and makes no representations about its suitability for any purpose.

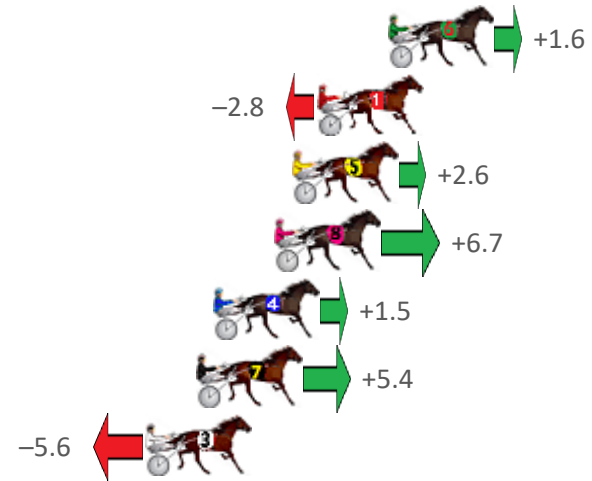
Gloucester Park Race 7 Distance 2130m

Tuesday, 27 October 2020

Gross Time: 2:39.80 MileRate: 2:00.70 LeadTime: 39.20s First Qtr: 32.30s Second Qtr: 30.10s Third Qtr: 29.60s Fourth Qtr: 28.60s

No Horse	Plc	Margin	Time	800Time (W)	400 Time (W)
6 NIGEL ERNEST	1	0.0m	2:39.80	58.08s (1)	28.46s (1)
1 CHOPPING BLOCK	2	2.8m	2:40.01	58.40s (0)	28.80s (0)
5 OLLIE OLIVER	3	3.8m	2:40.09	58.01s (1)	28.39s (1)
8 FIORD	4	4.5m	2:40.14	57.72s (1)	28.11s (1)
4 COHLIN	5	6.9m	2:40.32	58.09s (0)	28.44s (0)
7 ADDA MY MIND	6	7.6m	2:40.37	57.81s (0)	28.14s (0)
3 JOEY JAMES	7	9.6m	2:40.52	58.61s (0)	28.94s (0)

Finish Position and metres gained from 800m



Sectionals
Powered by

PJ HARNESS ANALYSER **NEW**

Learn the power of sectionals

Coming 29 October 2020 – Check it out at www.pjdata.com.au









RWWA and provider are not responsible for the completeness or accuracy of any of the information contained herein, and makes no representations about its suitability for any purpose.

Gloucester Park Race 8 Distance 2130m

Tuesday, 27 October 2020

Gross Time: 2:35.40 MileRate: 1:57.40 LeadTime: 36.10s First Qtr: 32.30s Second Qtr: 31.20s Third Qtr: 28.40s Fourth Qtr: 27.40s

No Horse	Plc	Margin	Time	800Time (W)	400 Time (W)	Finish Position and metres gained from 800m	
7 LAVRA JOE	1	0.0m	2:35.40	55.47s (1)	27.18s (1)		 +4.8
6 MACHNIFICENT	2	1.4m	2:35.50	55.27s (1)	26.98s (1)		 +7.6
5 ARMA EINSTEIN	3	6.9m	2:35.90	56.28s (0)	27.87s (0)	-6.9	 -6.9
3 CHEDDAR IS BETTER	4	21.5m	2:36.95	56.69s (0)	28.22s (0)	-12.9	 -12.9
4 POWERPLAY	5	25.3m	2:37.22	57.25s (0)	28.78s (0)	-20.9	 -20.9
2 MAJOR CORRIDA	6	70.8m	2:40.51	59.81s (0)	30.93s (0)	-58	 -58



Sectionals
Powered by



PJ HARNESS ANALYSER **NEW**

Learn the power of sectionals

Coming 29 October 2020 – Check it out at www.pjdata.com.au










RWWA and provider are not responsible for the completeness or accuracy of any of the information contained herein, and makes no representations about its suitability for any purpose.

Gloucester Park Race 9 Distance 2130m

Tuesday, 27 October 2020

Gross Time: 2:38.90 MileRate: 2:00.00 LeadTime: 37.70s First Qtr: 32.80s Second Qtr: 31.10s Third Qtr: 28.40s Fourth Qtr: 28.90s

No Horse	Plc	Margin	Time	800Time (W)	400 Time (W)	Finish Position and metres gained from 800m
6 OCEAN BEACH	1	0.0m	2:38.90	57.30s (0)	28.90s (0)	 0.0
5 STELLAR BELLA	2	11.4m	2:39.76	57.54s (1)	29.23s (2)	-3.4 
1 MISS HARLEQUIN	3	11.4m	2:39.76	57.78s (0)	29.32s (0)	-6.8 
7 PARTY BOY FREDDY	4	11.7m	2:39.79	57.26s (1)	28.94s (2)	 +0.5
3 SAMS MY BOY	5	31.8m	2:41.31	59.32s (1)	30.70s (1)	 -28.4
2 AUSSIE MADE KIWI	6	35.8m	2:41.62	59.07s (0)	30.39s (0)	 -24.8
4 STAR OF BETHANY	7	36.2m	2:41.65	58.72s (0)	30.09s (1)	 -20.0



Sectionals
Powered by

PJ HARNESS ANALYSER **NEW**

Learn the power of sectionals

Coming 29 October 2020 – Check it out at www.pjdata.com.au



RWWA and provider are not responsible for the completeness or accuracy of any of the information contained herein, and makes no representations about its suitability for any purpose.