

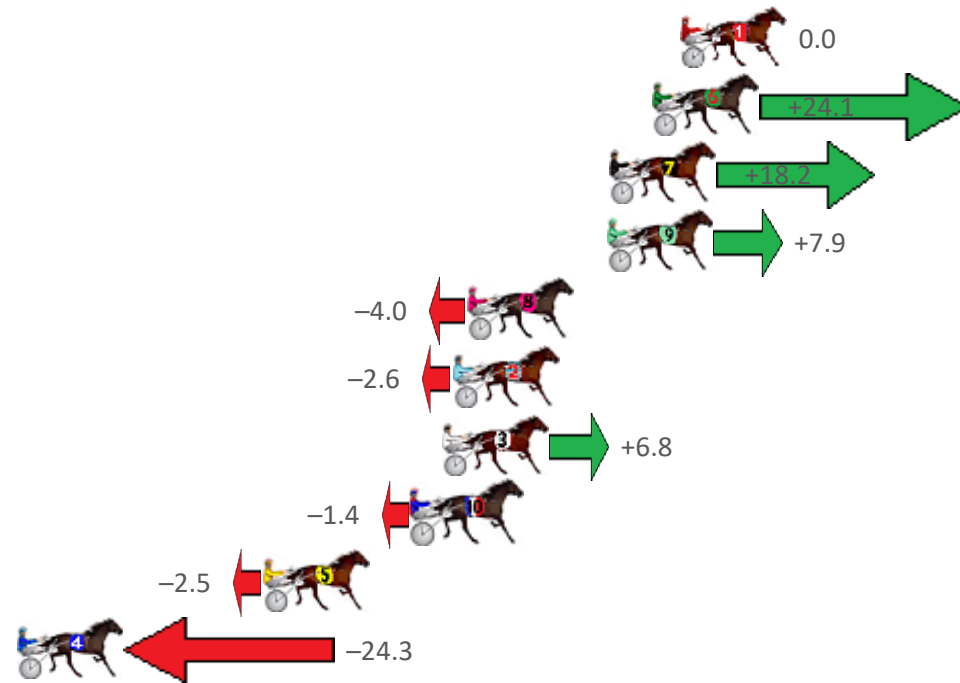
Bunbury Race 1 Distance 1609m

Friday, 13 November 2020

Gross Time: 1:57.50 MileRate: 1:57.50 LeadTime: 0.00s First Qtr: 28.70s Second Qtr: 30.20s Third Qtr: 29.00s Fourth Qtr: 29.70s

No Horse	Plc	Margin	Time	800Time (W)	400 Time (W)
1 UNDER THE ALTA	1	0.0m	1:57.50	58.70s (0)	29.70s (0)
6 OUR STAR BILLING	2	1.1m	1:57.59	56.94s (1)	28.63s (2)
7 KRAFTY	3	2.8m	1:57.72	57.37s (1)	29.07s (4)
9 ROCKNROLL ME	4	2.9m	1:57.73	58.12s (1)	29.34s (3)
8 STAR OF THE BAY	5	8.4m	1:58.15	58.99s (0)	30.00s (0)
2 ROCKIN RUFUS	6	9.0m	1:58.20	58.89s (1)	29.85s (2)
3 HILLVIEW BONDI	7	9.4m	1:58.23	58.20s (1)	29.43s (1)
10 STEP IT UP	8	10.6m	1:58.33	58.80s (0)	29.88s (1)
5 PAROQUET	9	16.5m	1:58.78	58.88s (0)	29.94s (0)
4 CLASSNSMART	10	26.3m	1:59.55	60.47s (1)	31.39s (1)

Finish Position and metres gained from 800m



Sectionals
Powered by

PJ HARNESS ANALYSER **NEW**

Learn the power of sectionals

Check us out at www.pjdata.com.au

RWWA and provider are not responsible for the completeness or accuracy of any of the information contained herein, and makes no representations about its suitability for any purpose.

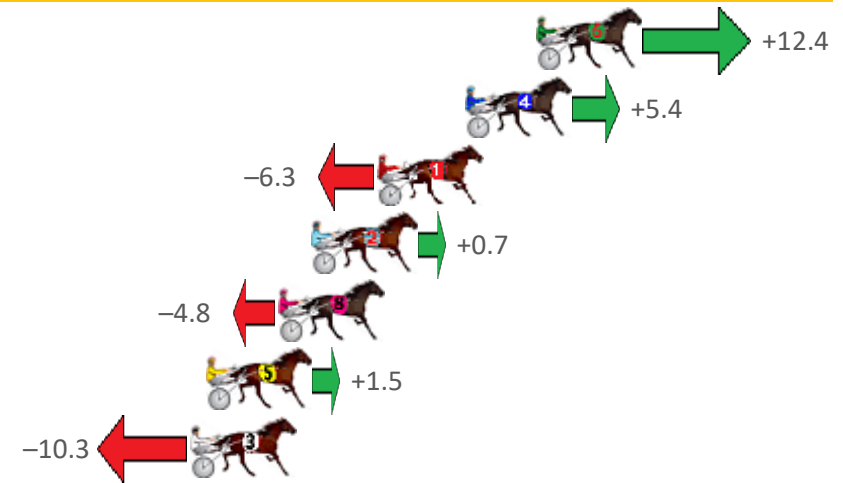
Bunbury Race 2 Distance 2100m

Friday, 13 November 2020

Gross Time: 2:38.20 MileRate: 2:01.20 LeadTime: 38.60s First Qtr: 31.60s Second Qtr: 30.60s Third Qtr: 28.30s Fourth Qtr: 29.10s

No Horse	Plc	Margin	Time	800Time (W)	400 Time (W)
6 TERROR IN TEXAS	1	0.0m	2:38.20	56.52s (1)	28.41s (1)
4 ROCKIN JETSTAR	2	2.8m	2:38.41	57.01s (1)	28.90s (2)
1 OLLIE OLIVER	3	6.3m	2:38.68	57.85s (0)	29.56s (0)
2 DONT CHANGE	4	8.9m	2:38.88	57.35s (0)	29.09s (0)
8 AREU TALKIN	5	10.2m	2:38.98	57.74s (0)	29.49s (0)
5 JUSTLIKE TURBO	6	13.1m	2:39.20	57.29s (0)	28.90s (1)
3 CAPTAIN DANDI	7	13.7m	2:39.25	58.13s (1)	29.90s (1)

Finish Position and metres gained from 800m



Sectionals
Powered by

PJ HARNESS ANALYSER **NEW**
Learn the power of sectionals
Check us out at www.pjdata.com.au



RWWA and provider are not responsible for the completeness or accuracy of any of the information contained herein, and makes no representations about its suitability for any purpose.

Bunbury Race 3 Distance 2100m

Friday, 13 November 2020

Gross Time: 2:39.70 MileRate: 2:02.40 LeadTime: 38.40s First Qtr: 32.50s Second Qtr: 30.70s Third Qtr: 29.30s Fourth Qtr: 28.80s

No Horse	Plc	Margin	Time	800Time (W)	400 Time (W)	Finish Position and metres gained from 800m
6 OUR STAR CARLY	1	0.0m	2:39.70	57.58s (1)	28.50s (1)	+7.2
5 JUST LIKE SHANNON	2	0.4m	2:39.73	57.94s (1)	28.83s (1)	+2.2
2 MODERN FLICKS	3	4.9m	2:40.07	58.15s (0)	28.84s (0)	-0.7
4 LIAURIE	4	12.2m	2:40.62	58.98s (0)	29.67s (0)	-12.2
1 LOVEMELOVEMENOT	5	15.2m	2:40.85	58.59s (0)	29.07s (0)	-6.8
7 HAVARTI	6	17.0m	2:40.99	58.52s (1)	29.42s (1)	-5.8
9 ADDA GIRL	7	17.2m	2:41.00	58.09s (0)	29.03s (1)	+0.2
8 ARMA VEYRON	8	17.6m	2:41.03	58.43s (0)	28.91s (0)	-4.6
3 ROYALHOTSHOT	9	532.2m	3:19.93	82.09s (0)	38.27s (0)	-332.



Sectionals
Powered by

PJ HARNESS ANALYSER **NEW**

Learn the power of sectionals

Check us out at www.pjdata.com.au

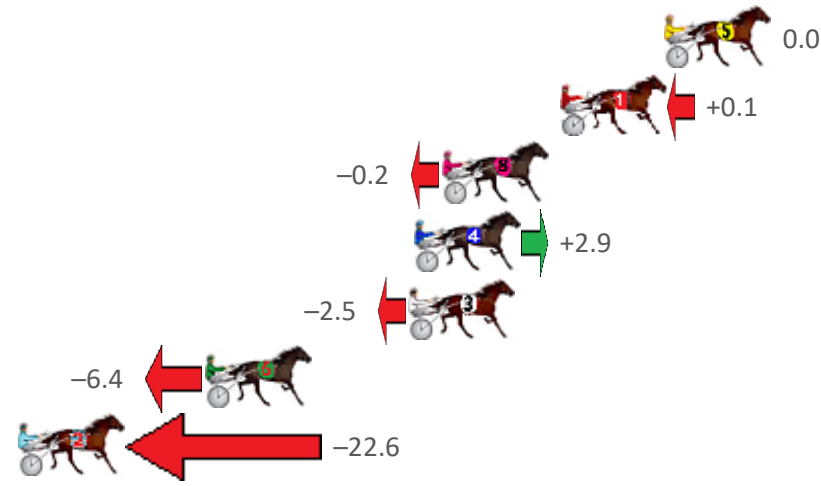
RWWA and provider are not responsible for the completeness or accuracy of any of the information contained herein, and makes no representations about its suitability for any purpose.

Bunbury Race 4 Distance 2100m

Friday, 13 November 2020

Gross Time: 2:36.30 MileRate: 1:59.80 LeadTime: 36.10s First Qtr: 30.70s Second Qtr: 30.90s Third Qtr: 29.10s Fourth Qtr: 29.50s

No Horse	Plc	Margin	Time	800Time (W)	400 Time (W)	Finish Position and metres gained from 800m
5 JOIN THE QUE	1	0.0m	2:36.30	58.60s (0)	29.50s (0)	0.0
1 PHI PHI ISLAND	2	4.1m	2:36.62	58.59s (0)	29.49s (0)	+0.1
8 GORDON	3	8.8m	2:36.98	58.61s (0)	29.50s (0)	-0.2
4 CAMILLA	4	9.9m	2:37.07	58.39s (0)	29.26s (0)	+2.9
3 ADDA ROCKINHEAVEN	5	10.1m	2:37.08	58.78s (1)	29.65s (1)	-2.5
6 BETABEEASY	6	18.2m	2:37.71	59.07s (1)	29.94s (1)	-6.4
2 SKYLINE TRAIL	7	25.6m	2:38.28	60.25s (1)	31.08s (1)	-22.6



Sectionals
Powered by

PJ HARNESS ANALYSER **NEW**

Learn the power of sectionals

Check us out at www.pjdata.com.au














RWWA and provider are not responsible for the completeness or accuracy of any of the information contained herein, and makes no representations about its suitability for any purpose.

Bunbury Race 5 Distance 2569m


Friday, 13 November 2020

Gross Time: 3:14.10 MileRate: 2:01.60 LeadTime: 72.00s First Qtr: 32.70s Second Qtr: 30.80s Third Qtr: 28.20s Fourth Qtr: 30.40s

No Horse	Plc	Margin	Time	800Time (W)	400 Time (W)	Finish Position and metres gained from 800m
2 NUCLEAR POKER	1	0.0m	3:14.10	58.60s (0)	30.40s (0)	 0.0
10 ELSU YOU	2	9.5m	3:14.86	57.98s (1)	29.38s (2)	 +8.5
5 MURPHYS BETTOR	3	12.7m	3:15.11	58.88s (1)	30.23s (1)	-3.9 
3 TRIPLE BRIE	4	15.0m	3:15.29	58.72s (1)	30.04s (1)	-1.6 
11 JAXON JONES	5	18.0m	3:15.53	58.26s (1)	29.58s (2)	+4.6 
7 FLAMING CULLEN	6	19.6m	3:15.66	59.74s (1)	31.11s (0)	-15.6 
6 OUR BIG SLOW	7	21.0m	3:15.77	58.64s (0)	29.69s (3)	-0.6 
9 CORDORING ROAD	8	35.4m	3:16.92	60.04s (0)	30.69s (1)	-19.8 
4 GRASHIMO	9	46.4m	3:17.79	60.19s (0)	31.37s (4)	-21.8 
8 MISSION GLORY	10	55.1m	3:18.48	61.78s (0)	32.42s (0)	-43.7 
1 RATHER SENTIMENTAL	11	62.8m	3:19.10	62.80s (0)	33.65s (0)	-57.6 




Sectionals
Powered by



PJ HARNESS ANALYSER **NEW**

Learn the power of sectionals

Check us out at www.pjdata.com.au



RWWA and provider are not responsible for the completeness or accuracy of any of the information contained herein, and makes no representations about its suitability for any purpose.

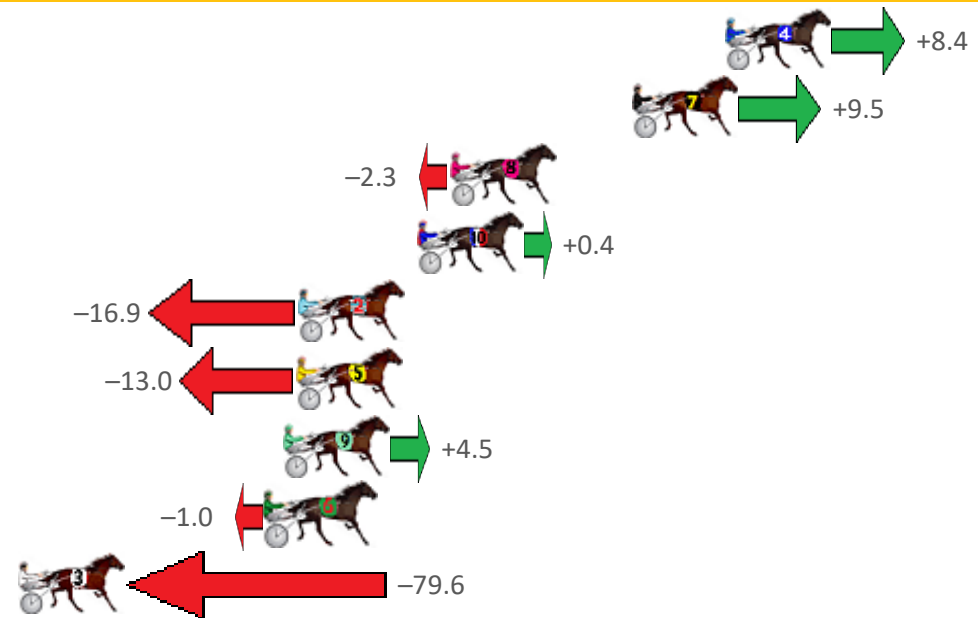
Bunbury Race 6 Distance 2100m

Friday, 13 November 2020

Gross Time: 2:37.10 MileRate: 2:00.40 LeadTime: 37.50s First Qtr: 30.50s Second Qtr: 30.60s Third Qtr: 29.00s Fourth Qtr: 29.50s

No Horse	Plc	Margin	Time	800Time (W)	400 Time (W)
4 ADDA POCKET RINSE	1	0.0m	2:37.10	57.89s (1)	29.18s (2)
7 ENEMY LINES	2	3.7m	2:37.39	57.81s (0)	28.74s (2)
8 ELLEKER HANOVER	3	10.9m	2:37.94	58.67s (0)	29.57s (0)
10 ROLLSOFFTHETONGUE	4	12.2m	2:38.04	58.47s (1)	29.90s (3)
2 ALLTHEWAYTOROYALT	5	16.9m	2:38.41	59.73s (0)	30.74s (0)
5 CHETAK	6	17.0m	2:38.41	59.45s (1)	30.64s (1)
9 SIPPINONJACK	7	17.5m	2:38.45	58.17s (1)	29.14s (2)
6 SAVANNA	8	18.2m	2:38.51	58.57s (1)	29.50s (1)
3 TIZA NEW DAY	9	84.0m	2:43.60	64.29s (0)	34.59s (0)

Finish Position and metres gained from 800m



Sectionals
Powered by

PJ HARNESS ANALYSER **NEW**

Learn the power of sectionals

Check us out at www.pjdata.com.au



RWWA and provider are not responsible for the completeness or accuracy of any of the information contained herein, and makes no representations about its suitability for any purpose.

Bunbury Race 7 Distance 2100m

Friday, 13 November 2020

Gross Time: 2:38.70 MileRate: 2:01.60 LeadTime: 37.10s First Qtr: 30.60s Second Qtr: 30.00s Third Qtr: 30.30s Fourth Qtr: 30.70s

No Horse	Plc	Margin	Time	800Time (W)	400 Time (W)	Finish Position and metres gained from 800m
6 WESTERHOUSE	1	0.0m	2:38.70	59.74s (1)	29.62s (1)	
4 NEVERFELTBETTER	2	5.7m	2:39.16	60.54s (1)	30.36s (2)	
5 OUT OF RHYTHM	3	8.3m	2:39.37	60.98s (0)	30.68s (0)	
1 IM FREYJA	4	14.9m	2:39.90	62.13s (0)	31.84s (0)	
8 MISS HARLEQUIN	5	20.5m	2:40.35	62.22s (0)	31.93s (0)	
2 MINNIE WASHINGTON	6	25.1m	2:40.72	62.34s (1)	32.20s (2)	
7 MALONE	7	28.7m	2:41.01	61.69s (0)	31.72s (0)	
3 GRAPELLIES BOY	8	44.7m	2:42.29	64.15s (1)	33.76s (1)	



Sectionals
Powered by

PJ HARNESS ANALYSER **NEW**

Learn the power of sectionals

Check us out at www.pjdata.com.au

RWWA and provider are not responsible for the completeness or accuracy of any of the information contained herein, and makes no representations about its suitability for any purpose.

Bunbury Race 8 Distance 2100m

Friday, 13 November 2020

Gross Time: 2:39.70 MileRate: 2:02.40 LeadTime: 36.80s First Qtr: 32.50s Second Qtr: 32.00s Third Qtr: 28.90s Fourth Qtr: 29.50s

No Horse	Plc	Margin	Time	800Time (W)	400 Time (W)	Finish Position and metres gained from 800m
3 JOEY JAMES	1	0.0m	2:39.70	58.40s (0)	29.50s (0)	0.0
1 HOLD EM UP	2	1.9m	2:39.85	58.32s (1)	29.49s (1)	+1.1
6 SWEETDREAM TRUNKE	3	7.9m	2:40.31	58.42s (1)	29.60s (1)	-0.3
7 MATAI REACTOR	4	10.4m	2:40.50	58.28s (1)	29.41s (1)	+1.6
2 REDDINGTON REACTOR	5	10.9m	2:40.54	58.86s (0)	29.87s (0)	-6.3
5 LUCINDA JAMAR	6	19.2m	2:41.18	59.05s (0)	30.07s (0)	-9.0
4 FLEET OF FOOT	7	21.2m	2:41.34	58.75s (1)	29.79s (0)	-4.8



Sectionals
Powered by

PJ HARNESS ANALYSER **NEW**

Learn the power of sectionals

Check us out at www.pjdata.com.au



RWWA and provider are not responsible for the completeness or accuracy of any of the information contained herein, and makes no representations about its suitability for any purpose.