









Gloucester Park Race 1 Distance 2130m

Wednesday, 4 November 2020

Gross Time: 2:36.00 MileRate: 1:57.90 LeadTime: 38.80s First Qtr: 30.50s Second Qtr: 28.60s Third Qtr: 28.70s Fourth Qtr: 29.40s

No Horse	Plc	Margin	Time	800Time (W)	400 Time (W)	Finish Position and metres gained from 800m
2 THE CODE BREAKER	1	0.0m	2:36.00	58.10s (0)	29.40s (0)	 0.0
4 EUPHORIA	2	2.1m	2:36.16	58.06s (1)	29.41s (1)	 +0.5
1 MARY JOE	3	4.1m	2:36.32	58.06s (0)	29.36s (0)	 +0.5
5 HENGHENG	4	4.2m	2:36.32	57.72s (1)	28.99s (1)	 +5.2
3 GENERAL JOLT	5	9.3m	2:36.72	57.59s (0)	28.92s (0)	 +7.1
8 JUSTGIVEMERUBIES	6	12.0m	2:36.93	57.98s (1)	29.36s (2)	 +1.6
6 SHES ALL STAR	7	12.6m	2:36.97	58.26s (0)	29.60s (0)	 -2.2
7 ADDA POCKET RINSE	8	14.6m	2:37.13	57.85s (1)	29.18s (2)	 +3.4



Sectionals
Powered by



PJ HARNESS ANALYSER **NEW**

Learn the power of sectionals

Check us out at www.pjdata.com.au



RWWA and provider are not responsible for the completeness or accuracy of any of the information contained herein, and makes no representations about its suitability for any purpose.

Gloucester Park Race 2 Distance 2130m

Wednesday, 4 November 2020

Gross Time: 2:34.00

MileRate: 1:56.40









LeadTime: 37.40s

First Qtr: 30.60s

Second Qtr: 28.60s

Third Qtr: 28.00s

Fourth Qtr: 29.40s

No Horse	Plc	Margin	Time	800Time (W)	400 Time (W)	Finish Position and metres gained from 800m	
6 WATTABOUT RIOLI	1	0.0m	2:34.00	57.40s (0)	29.40s (0)		0.0
7 THE WHITE RABBIT	2	2.0m	2:34.15	56.99s (1)	29.14s (1)		+5.8
1 FLYNSCOTSMAN	3	2.0m	2:34.15	56.89s (0)	28.58s (1)		+7.2
4 DEEORSE	4	7.6m	2:34.59	56.96s (0)	28.83s (0)		+6.2
8 SARGE	5	11.2m	2:34.86	56.89s (0)	28.71s (0)		+7.2
5 KOHLI	6	12.6m	2:34.97	57.13s (1)	28.90s (1)		+3.8
2 MOTOR ON JESSIE	7	15.0m	2:35.16	58.17s (0)	30.03s (0)		-10.8
3 SHEZA BROMAC	8	18.9m	2:35.46	57.88s (1)	29.55s (2)		-6.7



Sectionals
Powered by

PJ HARNESS ANALYSER **NEW**

Learn the power of sectionals









Check us out at www.pjdata.com.au

RWWA and provider are not responsible for the completeness or accuracy of any of the information contained herein, and makes no representations about its suitability for any purpose.

Gloucester Park Race 3 Distance 2130m


Wednesday, 4 November 2020

Gross Time: 2:34.70 MileRate: 1:56.90 LeadTime: 36.60s First Qtr: 31.30s Second Qtr: 29.90s Third Qtr: 29.20s Fourth Qtr: 27.70s

No Horse	Plc	Margin	Time	800Time (W)	400 Time (W)	Finish Position and metres gained from 800m
8 MAGIC EYE MICK	1	0.0m	2:34.70	56.90s (0)	27.70s (0)	 0.0
1 DISSERTATION	2	12.2m	2:35.59	57.48s (0)	28.26s (0)	-8.2 
2 TENACIOUS GEORGE	3	28.3m	2:36.76	57.73s (0)	28.86s (0)	-11.7 
6 BEALAWYER	4	29.0m	2:36.81	56.79s (1)	28.33s (2)	+1.6 
3 CHOPPING BLOCK	5	32.3m	2:37.05	57.53s (0)	28.82s (0)	-8.9 
4 BEEJAYS STAR	6	36.3m	2:37.34	57.52s (0)	28.81s (0)	-8.7 
7 OLLIE OLIVER	7	38.1m	2:37.48	57.73s (1)	29.21s (1)	-11.7 
5 JOEY JAMES	8	173.4m	2:47.33	62.09s (0)	30.69s (0)	-73.4 



Sectionals
Powered by



PJ HARNESS ANALYSER NEW

Learn the power of sectionals

Check us out at www.pjdata.com.au



RWWA and provider are not responsible for the completeness or accuracy of any of the information contained herein, and makes no representations about its suitability for any purpose.

Gloucester Park Race 4 Distance 2130m

Wednesday, 4 November 2020

Gross Time: 2:34.70

MileRate: 1:56.90













LeadTime: 36.70s

First Qtr: 30.80s

Second Qtr: 30.00s

Third Qtr: 28.20s

Fourth Qtr: 29.00s

No Horse	Plc	Margin	Time	800Time (W)	400 Time (W)	Finish Position and metres gained from 800m	
2 NIKASA	1	0.0m	2:34.70	57.20s (0)	29.00s (0)		0.0
11 ADVANCE YOUR DREA	2	10.1m	2:35.47	56.88s (2)	29.32s (2)		+4.5
12 ROLLSOFFTHETONGUE	3	12.4m	2:35.64	56.72s (1)	28.55s (1)		+6.8
1 BEJEWELLED	4	14.4m	2:35.80	57.91s (0)	29.39s (0)		-10.0
9 IDEAL CHARM	5	16.2m	2:35.93	56.60s (2)	28.48s (1)		+8.4
3 OUR AMAZING GRACE	6	18.4m	2:36.10	57.24s (0)	28.65s (0)		-0.6
10 LIAURIE	7	19.1m	2:36.15	57.93s (0)	29.37s (0)		-10.3
4 BETTYS LASS	8	19.6m	2:36.19	58.02s (1)	29.61s (1)		-11.6
7 SOME COPPER BEACH	8	19.6m	2:36.19	58.35s (1)	29.92s (1)		-16.2
5 VICTORIA CALLING	10	21.2m	2:36.31	57.84s (1)	29.71s (2)		-9.0
8 LIBBA RACY	11	23.9m	2:36.52	57.96s (0)	29.41s (0)		-11.2
6 ZOZO MA GOGO	12	29.7m	2:36.96	57.88s (2)	28.91s (0)		-9.5



Sectionals
Powered by



PJ HARNESS ANALYSER **NEW**

Learn the power of sectionals

Check us out at www.pjdata.com.au



RWWA and provider are not responsible for the completeness or accuracy of any of the information contained herein, and makes no representations about its suitability for any purpose.

Gloucester Park Race 5 Distance 2536m

Wednesday, 4 November 2020

Gross Time: 3:07.50

MileRate: 1:59.00










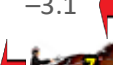


LeadTime: 68.30s

First Qtr: 30.50s

Second Qtr: 30.60s

Third Qtr: 29.00s

Fourth Qtr: 29.10s

No Horse	Plc	Margin	Time	800Time (W)	400 Time (W)	Finish Position and metres gained from 800m		
10 DELIGHTFULL	1	0.0m	3:07.50	57.48s	(0)	28.32s	(1)	 +8.6
4 THE PARTY BOY	2	3.0m	3:07.73	58.19s	(1)	29.32s	(1)	 -1.2
3 CHANGE OF ADDRESS	3	8.3m	3:08.13	58.70s	(0)	29.69s	(0)	 -8.3
5 CHIEF JOSEPH	4	8.5m	3:08.15	57.05s	(1)	28.18s	(1)	 +14.5
2 CARRAMAR PHILEMON	5	8.7m	3:08.16	58.29s	(1)	29.32s	(1)	 -2.7
6 LOVEISAMYTH	6	11.9m	3:08.41	57.62s	(1)	28.83s	(2)	 +6.7
1 LIVE LIFE FAST	7	11.9m	3:08.41	58.66s	(0)	29.58s	(0)	 -7.7
9 MURPHYS BETTOR	8	12.8m	3:08.48	57.77s	(0)	28.77s	(0)	 +4.6
11 CAVALRY CALL	9	13.3m	3:08.52	58.32s	(1)	29.25s	(2)	 -3.1
7 ENEMY LINES	10	17.3m	3:08.82	58.31s	(1)	29.38s	(3)	 -2.9
12 TEPELO STAR	11	18.2m	3:08.89	58.49s	(0)	29.59s	(0)	 -5.4
8 WESTERN DROVER	12	19.6m	3:09.00	57.96s	(0)	28.93s	(0)	 +2.0



Sectionals
Powered by

PJ HARNESS ANALYSER **NEW**

Learn the power of sectionals

Check us out at www.pjdata.com.au

RWWA and provider are not responsible for the completeness or accuracy of any of the information contained herein, and makes no representations about its suitability for any purpose.

Gloucester Park Race 6 Distance 2130m

Wednesday, 4 November 2020

Gross Time: 2:34.00

MileRate: 1:56.30











LeadTime: 36.60s

First Qtr: 31.30s

Second Qtr: 29.70s

Third Qtr: 28.70s

Fourth Qtr: 27.70s

No Horse	Plc	Margin	Time	800Time (W)	400 Time (W)	Finish Position and metres gained from 800m
6 TAROONA BROMAC	1	0.0m	2:34.00	56.40s (0)	27.70s (0)	 0.0
1 BURNING RUBBER	2	1.6m	2:34.12	56.22s (0)	27.51s (0)	 +2.6
4 MCARDLES GEM	3	4.1m	2:34.30	55.92s (1)	27.39s (2)	 +6.9
9 TUAS DELIGHT	4	17.7m	2:35.29	56.73s (0)	28.01s (1)	 -4.7
5 ALWAYS ARJAY	5	19.7m	2:35.44	56.72s (1)	28.15s (2)	 -4.5
3 VALBONNE	6	22.0m	2:35.60	57.47s (1)	28.90s (2)	 -15.2
8 IMPRESSIVE SIGNS	7	27.2m	2:35.98	57.10s (0)	28.33s (0)	 -10.0
2 BETTORSTARTDREAMIN	8	29.7m	2:36.16	58.30s (1)	29.36s (1)	 -27.1
7 CARUBA	9	30.1m	2:36.19	56.98s (0)	28.23s (1)	 -8.3
10 CHARLIE EL	10	33.6m	2:36.45	58.14s (0)	29.28s (0)	 -24.8



Sectionals
Powered by



PJ HARNESS ANALYSER **NEW**

Learn the power of sectionals

Check us out at www.pjdata.com.au



RWWA and provider are not responsible for the completeness or accuracy of any of the information contained herein, and makes no representations about its suitability for any purpose.

Gloucester Park Race 7 Distance 2130m

Wednesday, 4 November 2020

Gross Time: 2:34.10

MileRate: 1:56.40

LeadTime: 37.10s

First Qtr: 30.50s

Second Qtr: 30.10s

Third Qtr: 28.70s

Fourth Qtr: 27.70s

No Horse	Plc	Margin	Time	800Time (W)	400 Time (W)	Finish Position and metres gained from 800m
1 HEADLINE ACT	1	0.0m	2:34.10	56.40s (0)	27.70s (0)	0.0
2 HELLO HOTSHOT	2	3.6m	2:34.36	56.34s (0)	27.59s (0)	+0.8
5 BABYFACE ADDA	3	3.7m	2:34.37	55.89s (1)	27.14s (1)	+7.3
8 ART TUTOR	4	5.2m	2:34.48	56.58s (1)	27.84s (1)	-2.6
3 SAMEPLACE SAMETIME	5	8.9m	2:34.75	56.39s (0)	27.65s (0)	+0.1
6 ONE FOR DAVE ANDME	6	10.0m	2:34.83	56.16s (0)	27.40s (0)	+3.4
7 THE BLACK CARDINAL	7	12.0m	2:34.97	56.76s (1)	28.02s (1)	-5.2
4 FRANCO HAMMOND	8	25.7m	2:35.97	57.09s (1)	27.87s (0)	-5.2



Sectionals
Powered by

PJ HARNESS ANALYSER **NEW**

Learn the power of sectionals

Check us out at www.pjdata.com.au







PJ Data

RWWA and provider are not responsible for the completeness or accuracy of any of the information contained herein, and makes no representations about its suitability for any purpose.

Gloucester Park Race 8 Distance 2130m


Wednesday, 4 November 2020

Gross Time: 2:36.50 MileRate: 1:58.20 LeadTime: 36.50s First Qtr: 31.40s Second Qtr: 29.30s Third Qtr: 28.90s Fourth Qtr: 30.40s

No Horse	Plc	Margin	Time	800Time (W)	400 Time (W)	Finish Position and metres gained from 800m	
8 BETTOR BEACH BELLE	1	0.0m	2:36.50	58.49s (1)	29.54s (1)		+11.0
4 ABSOLUTE DELIGHT	2	2.1m	2:36.67	58.95s (1)	30.04s (1)		+4.7
7 BENESARI LANE	3	7.4m	2:37.09	59.73s (1)	30.79s (1)		-5.8
5 YELLOWROSEOFTEXAS	4	8.7m	2:37.19	59.59s (0)	30.68s (0)		-3.9
1 CAPTAINS BEACHBABE	5	19.6m	2:38.06	60.74s (0)	31.88s (0)		-19.6
6 SECRET REACTION	6	21.2m	2:38.19	60.18s (0)	31.29s (0)		-12.0




Sectionals
Powered by



PJ HARNESS ANALYSER NEW

Learn the power of sectionals

Check us out at www.pjdata.com.au



RWWA and provider are not responsible for the completeness or accuracy of any of the information contained herein, and makes no representations about its suitability for any purpose.

Gloucester Park Race 9 Distance 2130m

Wednesday, 4 November 2020

Gross Time: 2:36.20

MileRate: 1:58.00







LeadTime: 37.20s

First Qtr: 29.10s

Second Qtr: 29.20s


Third Qtr: 30.60s

Fourth Qtr: 30.10s

No Horse	Plc	Margin	Time	800Time (W)	400 Time (W)	Finish Position and metres gained from 800m	
8 ALFREDI	1	0.0m	2:36.20	58.68s (1)	29.62s (1)		+26.8
4 BAZZA MAC	2	0.2m	2:36.22	60.32s (0)	30.11s (0)		+5.0
6 SOUTHERN BELLE	3	6.2m	2:36.69	59.46s (1)	30.44s (1)		+16.4
5 COUNT MATAI	4	15.8m	2:37.45	59.84s (0)	30.34s (2)		+11.4
2 SUNNIE BEACH	5	32.7m	2:38.78	61.51s (0)	31.57s (1)		-10.7
7 LEONARDOS SON	6	128.8m	2:46.35	70.42s (0)	39.12s (0)		-129




Sectionals
Powered by



PJ HARNESS ANALYSER NEW

Learn the power of sectionals

Check us out at www.pjdata.com.au



RWWA and provider are not responsible for the completeness or accuracy of any of the information contained herein, and makes no representations about its suitability for any purpose.