







Gloucester Park Race 1 Distance 2130m

Tuesday, 10 November 2020

Gross Time: 2:37.70 MileRate: 1:59.10 LeadTime: 37.00s First Qtr: 31.00s Second Qtr: 30.80s Third Qtr: 30.40s Fourth Qtr: 28.50s

No Horse	Plc	Margin	Time	800Time (W)	400 Time (W)	Finish Position and metres gained from 800m	
1 THE NOTORIOUS ONE	1	0.0m	2:37.70	58.90s (0)	28.50s (0)		 0.0
5 PARTY BOY FREDDY	2	9.6m	2:38.42	59.24s (0)	28.80s (0)	-4.6	
7 ZARAK	3	21.2m	2:39.29	60.22s (1)	29.75s (1)	-18.0	
3 WESTERNHOUSE	4	23.1m	2:39.43	59.90s (0)	29.37s (0)	-13.7	
6 I WORK OUT	5	26.8m	2:39.71	60.31s (1)	29.87s (2)	-19.2	
4 AUSSIE MADE KIWI	6	49.2m	2:41.38	61.62s (1)	31.09s (1)	-38	



Sectionals
Powered by

PJ HARNESS ANALYSER **NEW**

Learn the power of sectionals









Check us out at www.pjdata.com.au

RWWA and provider are not responsible for the completeness or accuracy of any of the information contained herein, and makes no representations about its suitability for any purpose.

Gloucester Park Race 2 Distance 2130m

Tuesday, 10 November 2020

Gross Time: 2:39.10 MileRate: 2:00.20 LeadTime: 40.20s First Qtr: 31.90s Second Qtr: 30.60s Third Qtr: 28.50s Fourth Qtr: 27.90s

No Horse	Plc	Margin	Time	800Time (W)	400 Time (W)	Finish Position and metres gained from 800m	
3 EUPHORIA	1	0.0m	2:39.10	56.40s (0)	27.90s (0)		 0.0
4 DESIDERIO	2	19.3m	2:40.52	57.18s (1)	28.59s (1)	-11.1	
2 ISAIDBOO	3	21.7m	2:40.69	57.58s (0)	29.09s (0)	-16.9	
7 BAZZA MAC	4	22.5m	2:40.75	57.70s (1)	29.11s (1)	-18.5	
6 TEPELO STAR	5	28.2m	2:41.17	57.51s (1)	28.98s (0)	-15.8	
5 LIAURIE	6	38.0m	2:41.89	58.11s (0)	28.94s (1)	-24.4	
8 ARMA VEYRON	7	43.7m	2:42.31	58.22s (0)	29.36s (2)	-25.9	
1 COUNT MATAI	8	73.9m	2:44.52	60.92s (0)	31.67s (0)	-64.5	



Sectionals
Powered by



PJ HARNESS ANALYSER **NEW**

Learn the power of sectionals

Check us out at www.pjdata.com.au



RWWA and provider are not responsible for the completeness or accuracy of any of the information contained herein, and makes no representations about its suitability for any purpose.

Gloucester Park Race 3 Distance 2130m

Tuesday, 10 November 2020

Gross Time: 2:35.70

MileRate: 1:57.60










LeadTime: 37.70s

First Qtr: 30.20s

Second Qtr: 30.60s

Third Qtr: 28.80s

Fourth Qtr: 28.40s

No Horse	Plc	Margin	Time	800Time (W)	400 Time (W)	Finish Position and metres gained from 800m	
4 YES HES A LADIES MAN	1	0.0m	2:35.70	56.84s (1)	28.17s (2)		+5.0
1 CAMLUCK KING	2	2.9m	2:35.92	57.41s (0)	28.60s (0)		-2.9
2 FLYNSCOTSMAN	3	4.2m	2:36.01	57.17s (0)	28.33s (0)		+0.4
9 DISCO UNDER FIRE	4	5.8m	2:36.13	56.62s (1)	27.72s (1)		+8.2
5 THE PARTY BOY	5	8.4m	2:36.33	57.75s (1)	28.92s (1)		-7.8
3 CARRAMAR PHILEMON	6	9.1m	2:36.38	57.22s (0)	28.29s (0)		-0.3
6 WESTERN DROVER	7	12.4m	2:36.63	57.41s (1)	28.48s (1)		-3.0
7 ENEMY LINES	8	13.6m	2:36.71	57.23s (0)	28.27s (0)		-0.4
8 ROCKMENOW	9	18.7m	2:37.10	57.21s (1)	28.24s (1)		-0.1



Sectionals
Powered by

PJ HARNESS ANALYSER **NEW**

Learn the power of sectionals

Check us out at www.pjdata.com.au

RWWA and provider are not responsible for the completeness or accuracy of any of the information contained herein, and makes no representations about its suitability for any purpose.

Gloucester Park Race 4 Distance 2130m

Tuesday, 10 November 2020

Gross Time: 2:36.80

MileRate: 1:58.50












LeadTime: 37.50s

First Qtr: 31.00s

Second Qtr: 29.60s

Third Qtr: 28.80s

Fourth Qtr: 29.90s

No Horse	Plc	Margin	Time	800Time (W)	400 Time (W)	Finish Position and metres gained from 800m	
5 ALY SHAR	1	0.0m	2:36.80	57.40s	(1) 29.01s (2)		+17.8
3 RUN FOR MERCY	2	0.2m	2:36.82	58.07s	(1) 29.35s (2)		+8.6
7 TIFFANY TWIRL	3	12.9m	2:37.81	59.64s	(1) 30.86s (2)		-12.9
4 ADVANCE YOUR DREA	4	14.5m	2:37.94	59.42s	(1) 30.71s (3)		-9.9
10 BEJEWELLED	5	17.5m	2:38.17	59.29s	(0) 30.56s (0)		-8.1
11 BETTYS LASS	6	17.6m	2:38.18	59.01s	(1) 30.45s (1)		-4.2
1 MAJOR DAZZLER	7	23.8m	2:38.66	60.07s	(0) 31.37s (0)		-18.8
6 AVIVO	8	25.1m	2:38.77	59.50s	(0) 30.81s (0)		-10.9
8 LIBBA RACY	9	29.0m	2:39.07	59.46s	(0) 30.88s (1)		-10.4
9 STARS OF GOLD	10	36.7m	2:39.67	59.67s	(0) 30.90s (0)		-13.3
2 OUR AMAZING GRACE	11	38.2m	2:39.79	61.49s	(0) 32.71s (1)		-38.2



Sectionals
Powered by

PJ HARNESS ANALYSER **NEW**

Learn the power of sectionals

Check us out at www.pjdata.com.au










PJ Data

RWWA and provider are not responsible for the completeness or accuracy of any of the information contained herein, and makes no representations about its suitability for any purpose.

Gloucester Park Race 5 Distance 2536m

Tuesday, 10 November 2020

Gross Time: 3:11.20 MileRate: 2:01.30 LeadTime: 72.60s First Qtr: 30.30s Second Qtr: 30.60s Third Qtr: 28.60s Fourth Qtr: 29.10s

No Horse	Plc	Margin	Time	800Time (W)	400 Time (W)	Finish Position and metres gained from 800m		
2 THE BLACK CARDINAL	1	0.0m	3:11.20	57.40s	(0)	28.81s	(0)	 +4.2
1 IDEAL INVESTMENT	2	0.8m	3:11.26	57.76s	(0)	29.16s	(0)	 -0.8
9 MCARDLES GEM	3	2.1m	3:11.36	56.37s	(1)	27.81s	(2)	 +13.5
3 CARUBA	4	5.1m	3:11.59	57.46s	(0)	28.88s	(0)	 +3.3
5 LIGHTNING JOLT	5	6.7m	3:11.71	57.66s	(1)	29.03s	(1)	 +0.5
8 QTOWN RIP ROARING	6	7.5m	3:11.77	57.09s	(1)	28.53s	(2)	 +8.5
4 MAXIMUM DEMAND	7	9.1m	3:11.89	57.45s	(0)	28.83s	(0)	 +3.5
7 BURNING RUBBER	8	10.2m	3:11.98	58.23s	(1)	29.59s	(1)	 -7.4
6 IAM LAMBROS	9	10.4m	3:11.99	57.61s	(1)	29.00s	(1)	 +1.2



Sectionals
Powered by

PJ HARNESS ANALYSER **NEW**

Learn the power of sectionals









Check us out at www.pjdata.com.au

RWWA and provider are not responsible for the completeness or accuracy of any of the information contained herein, and makes no representations about its suitability for any purpose.

Gloucester Park Race 6 Distance 2130m

Tuesday, 10 November 2020

Gross Time: 2:36.00 MileRate: 1:57.80 LeadTime: 36.80s First Qtr: 31.30s Second Qtr: 30.30s Third Qtr: 28.60s Fourth Qtr: 29.00s

No Horse	Plc	Margin	Time	800Time (W)	400 Time (W)	Finish Position and metres gained from 800m	
2 CAVALRY CALL	1	0.0m	2:36.00	57.27s (0)	28.67s (0)		+4.6
8 HEZ A CHANCE	2	7.6m	2:36.58	58.14s (0)	29.55s (0)		-7.6
7 LIVE LIFE FAST	3	24.9m	2:37.89	58.35s (0)	29.81s (1)		-33.5
4 SKYLINE TRAIL	4	24.9m	2:37.89	58.65s (0)	30.09s (0)		-14.7
5 CHIEF JOSEPH	5	30.5m	2:38.32	59.64s (1)	30.75s (1)		-28.5
3 FRANCO HAMMOND	6	31.9m	2:38.43	59.11s (1)	30.15s (2)		-21.1
1 THUNDER MAC	7	35.4m	2:38.69	59.69s (1)	30.83s (2)		-29.2
6 ADDA POCKET RINSE	8	40.7m	2:39.10	59.31s (1)	31.10s (3)		-23.9



Sectionals
Powered by

PJ HARNESS ANALYSER **NEW**

Learn the power of sectionals







Check us out at www.pjdata.com.au

RWWA and provider are not responsible for the completeness or accuracy of any of the information contained herein, and makes no representations about its suitability for any purpose.

Gloucester Park Race 7 Distance 2130m

Tuesday, 10 November 2020

Gross Time: 2:34.70 MileRate: 1:56.80 LeadTime: 39.50s First Qtr: 30.70s Second Qtr: 29.40s Third Qtr: 27.30s Fourth Qtr: 27.80s

No Horse	Plc	Margin	Time	800Time (W)	400 Time (W)	Finish Position and metres gained from 800m
6 LAVRA JOE	1	0.0m	2:34.70	54.92s (1)	27.70s (1)	 +2.6
2 ELDAYTONA	2	0.1m	2:34.71	55.11s (0)	27.81s (0)	 -0.1
5 MACHNIFICENT	3	3.6m	2:34.96	54.87s (1)	27.62s (0)	 +3.4
3 STAR OF WILLOUGHBY	4	25.2m	2:36.54	56.21s (0)	28.60s (1)	 -16.2
4 POWERPLAY	5	26.5m	2:36.64	56.07s (1)	28.73s (2)	 -14.1
1 CHEDDAR IS BETTER	6	32.1m	2:37.05	57.01s (0)	29.30s (0)	 -27.9



Sectionals
Powered by

PJ HARNESS ANALYSER **NEW**

Learn the power of sectionals

Check us out at www.pjdata.com.au

RWWA and provider are not responsible for the completeness or accuracy of any of the information contained herein, and makes no representations about its suitability for any purpose.