










# Gloucester Park Race 1 Distance 2130m

Sunday, 15 November 2020

Gross Time: 2:33.00 MileRate: 1:55.60 LeadTime: 38.00s First Qtr: 31.00s Second Qtr: 30.10s Third Qtr: 27.50s Fourth Qtr: 26.40s

No Horse	Plc	Margin	Time	800Time (W)	400 Time (W)	Finish Position and metres gained from 800m
3 CHICAGO BULL	1	0.0m	2:33.00	53.90s (0)	26.40s (0)	0.0 
5 SHOCKWAVE	2	5.5m	2:33.38	53.77s (1)	26.29s (2)	+1.9 
4 PERFECT MAJOR	3	6.8m	2:33.47	54.14s (1)	26.61s (1)	-3.6 
8 BRAEVIEW BONDI	4	17.4m	2:34.21	53.98s (1)	26.58s (2)	-1.2 
9 VULTAN TIN	5	21.5m	2:34.50	54.55s (1)	27.10s (3)	-9.7 
6 STROKE OF LUCK	6	24.7m	2:34.72	54.46s (0)	26.68s (0)	-5.3 
1 CONVERT DENARIO	7	25.8m	2:34.80	55.09s (0)	27.37s (0)	-17.8 
2 IM FULL OF EXCUSES	8	27.7m	2:34.93	54.94s (0)	27.17s (0)	-15.5 
7 ARGYLE RED	9	30.3m	2:35.11	55.66s (0)	28.02s (0)	-26.3 



Sectionals  
Powered by

**PJ HARNESS ANALYSER** **NEW**

Learn the power of sectionals

Check us out at [www.pjdata.com.au](http://www.pjdata.com.au)



RWWA and provider are not responsible for the completeness or accuracy of any of the information contained herein, and makes no representations about its suitability for any purpose.

# Gloucester Park Race 2 Distance 2130m

Sunday, 15 November 2020

Gross Time: 2:34.10 MileRate: 1:56.40 LeadTime: 37.90s First Qtr: 30.40s Second Qtr: 29.70s Third Qtr: 27.80s Fourth Qtr: 28.30s

No Horse	Plc	Margin	Time	800Time (W)	400 Time (W)	Finish Position and metres gained from 800m
5 WAINUI CREEK	1	0.0m	2:34.10	55.61s (1)	27.79s (2)	+7.0
2 OUR ALFIE ROMEO	2	3.0m	2:34.32	56.31s (0)	28.51s (0)	-3.0
1 GOTTA GO GABBANA	3	6.1m	2:34.55	56.25s (0)	28.34s (0)	-2.1
11 MILLWOOD MOLLY	4	8.4m	2:34.72	55.81s (0)	27.89s (1)	+4.2
3 QUEEN SHENANDOAH	5	8.6m	2:34.74	55.92s (1)	28.09s (2)	+2.6
6 BALCATHERINE	6	12.0m	2:34.99	55.88s (1)	28.54s (3)	+3.2
4 HAS NO FEAR	7	13.0m	2:35.07	55.85s (0)	27.98s (2)	+3.6
8 ARMA INDIE	8	13.5m	2:35.10	55.69s (1)	28.34s (3)	+5.9
12 TYPHOON TIFF	9	14.8m	2:35.20	56.96s (1)	29.12s (1)	-12.4
9 ROSIES IDEAL	10	16.0m	2:35.29	55.56s (2)	28.03s (3)	+7.8
10 TALKERUP	11	32.3m	2:36.50	57.78s (0)	29.84s (0)	-24.1



Sectionals  
Powered by

**PJ HARNESS ANALYSER** **NEW**

Learn the power of sectionals

Check us out at [www.pjdata.com.au](http://www.pjdata.com.au)



RWWA and provider are not responsible for the completeness or accuracy of any of the information contained herein, and makes no representations about its suitability for any purpose.

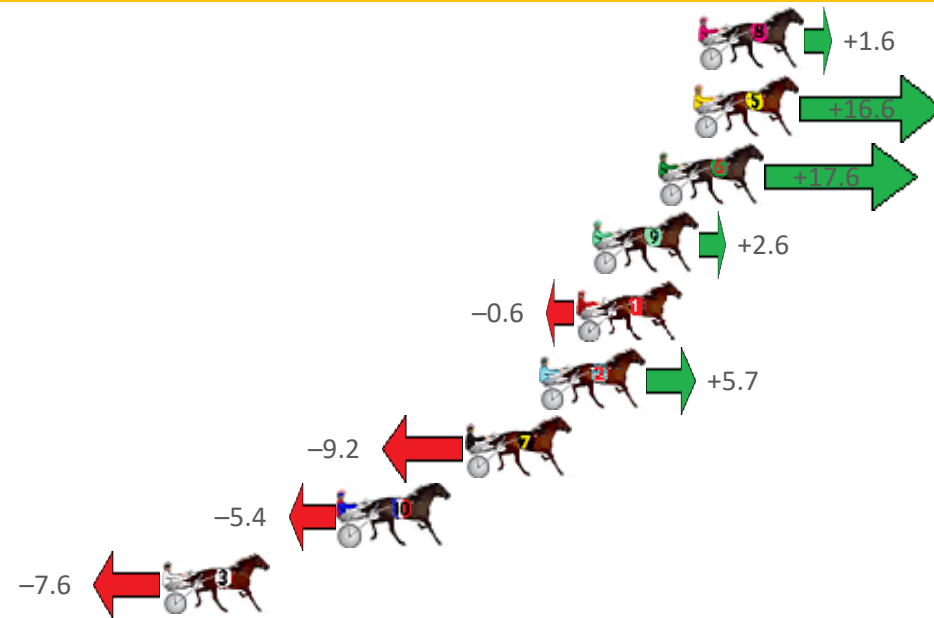
# Gloucester Park Race 3 Distance 2536m

Sunday, 15 November 2020

Gross Time: 3:06.50 MileRate: 1:58.30 LeadTime: 69.00s First Qtr: 31.00s Second Qtr: 28.40s Third Qtr: 27.50s Fourth Qtr: 30.60s

No Horse	Plc	Margin	Time	800Time (W)	400 Time (W)
8 GRAN CHICO	1	0.0m	3:06.50	57.98s (1)	30.60s (0)
5 ROMAN AVIATOR	2	0.2m	3:06.52	56.90s (1)	29.40s (1)
6 QUICK STRIDE	3	1.6m	3:06.63	56.83s (0)	29.19s (1)
9 RABCHENKO	4	4.2m	3:06.84	57.91s (1)	30.40s (2)
1 SUZIES GEM	5	4.8m	3:06.88	58.14s (0)	30.45s (1)
2 ONE FOR DAVE ANDME	6	6.3m	3:07.00	57.69s (1)	30.20s (1)
7 SOKYS BIGBULLET	7	9.2m	3:07.24	58.76s (0)	30.90s (0)
10 MATTJESTIC STAR	8	14.2m	3:07.64	58.49s (0)	30.74s (0)
3 ANIME	9	21.2m	3:08.20	58.65s (0)	30.87s (0)

## Finish Position and metres gained from 800m



Sectionals  
Powered by

**PJ HARNESS ANALYSER** **NEW**

Learn the power of sectionals

Check us out at [www.pjdata.com.au](http://www.pjdata.com.au)



RWWA and provider are not responsible for the completeness or accuracy of any of the information contained herein, and makes no representations about its suitability for any purpose.

# Gloucester Park Race 4 Distance 2130m

Sunday, 15 November 2020

Gross Time: 2:36.20 MileRate: 1:58.00 LeadTime: 38.90s First Qtr: 31.80s Second Qtr: 29.50s Third Qtr: 27.80s Fourth Qtr: 28.20s

No Horse	Plc	Margin	Time	800Time (W)	400 Time (W)	Finish Position and metres gained from 800m
6 THEREUGO	1	0.0m	2:36.20	56.00s (0)	28.20s (0)	0.0
12 SERGEANT OATS	2	2.6m	2:36.39	55.76s (1)	28.02s (2)	+3.4
1 ANGEL IN WHITE	3	3.9m	2:36.49	55.97s (0)	28.16s (0)	+0.5
4 DESTINED TO RULE	4	5.4m	2:36.60	55.65s (1)	27.92s (2)	+5.0
11 ALLWOODS ROCKNROL	5	9.5m	2:36.90	56.03s (0)	28.21s (0)	-0.5
9 WALTZINGWITHSIERRA	6	11.3m	2:37.04	55.55s (0)	27.79s (0)	+6.5
8 SIGHTSEEING ANVIL	7	11.7m	2:37.07	55.90s (0)	28.08s (1)	+1.5
7 BLACK JACK ZAC	8	13.1m	2:37.17	55.85s (1)	28.42s (3)	+2.1
2 JUST MAKEMINE DIAM	9	15.8m	2:37.37	57.02s (1)	29.11s (1)	-14.6
3 SARGE	10	17.4m	2:37.49	55.69s (0)	27.86s (0)	+4.4
5 DELIGHTFULREACTION	11	25.6m	2:38.10	56.42s (1)	28.70s (1)	-14.6



Sectionals  
Powered by

**PJ HARNESS ANALYSER** **NEW**

Learn the power of sectionals

Check us out at [www.pjdata.com.au](http://www.pjdata.com.au)











RWWA and provider are not responsible for the completeness or accuracy of any of the information contained herein, and makes no representations about its suitability for any purpose.

# Gloucester Park Race 5 Distance 2130m

Sunday, 15 November 2020

Gross Time: 2:36.00 MileRate: 1:57.90 LeadTime: 38.30s First Qtr: 30.70s Second Qtr: 30.50s Third Qtr: 28.10s Fourth Qtr: 28.40s

No Horse	Plc	Margin	Time	800Time (W)	400 Time (W)	Finish Position and metres gained from 800m
1 BABYFACE ADDA	1	0.0m	2:36.00	56.50s (0)	28.40s (0)	 0.0
6 HENWOOD BAY	2	2.2m	2:36.16	56.56s (1)	28.50s (1)	 -0.8
10 QTOWN RIP ROARING	3	4.4m	2:36.33	56.51s (0)	28.37s (0)	 -0.2
4 IM ROCKNROLL MAGIC	4	5.5m	2:36.41	56.14s (1)	28.55s (2)	 +5.1
2 THE BLACK CARDINAL	5	7.5m	2:36.56	56.63s (1)	28.59s (1)	 -1.9
8 EXTREME PRINCE	6	7.9m	2:36.59	56.17s (0)	28.31s (1)	 +4.7
7 C C CHEVRON	7	8.2m	2:36.61	56.49s (0)	28.34s (0)	 +0.2
5 A BOY NAMED ROSIE	8	9.5m	2:36.71	56.13s (1)	28.52s (2)	 +5.3



Sectionals  
Powered by



**PJ HARNESS ANALYSER** **NEW**

Learn the power of sectionals

Check us out at [www.pjdata.com.au](http://www.pjdata.com.au)



RWWA and provider are not responsible for the completeness or accuracy of any of the information contained herein, and makes no representations about its suitability for any purpose.

# Gloucester Park Race 6 Distance 2130m

Sunday, 15 November 2020

Gross Time: 2:36.20 MileRate: 1:58.00 LeadTime: 36.50s First Qtr: 31.10s Second Qtr: 30.40s Third Qtr: 29.00s Fourth Qtr: 29.20s

No Horse	Plc	Margin	Time	800Time (W)	400 Time (W)	Finish Position and metres gained from 800m
5 TUAS DELIGHT	1	0.0m	2:36.20	57.29s (2)	28.97s (2)	+12.6
6 WHERE YA BIN	1	0.0m	2:36.20	56.96s (1)	28.65s (2)	+17.7
1 IDEAL INVESTMENT	3	1.3m	2:36.30	58.29s (0)	29.29s (0)	-1.3
10 MAXIMUM DEMAND	4	2.7m	2:36.41	58.08s (0)	29.11s (0)	+1.7
4 TANAKA EAGLE	5	4.4m	2:36.54	57.85s (1)	28.62s (2)	+4.8
2 BAD ROUND	6	6.5m	2:36.70	58.00s (0)	29.06s (0)	+2.7
7 JILLIBY JAKE	7	9.3m	2:36.91	57.89s (0)	28.95s (0)	+4.3
9 REGAL AMBITION	8	10.0m	2:36.97	57.64s (0)	29.00s (3)	+7.8
3 SALEAHS COMAND	9	14.4m	2:37.30	58.89s (1)	29.61s (1)	-9.6
8 ALWAYS ARJAY	10	17.0m	2:37.50	59.39s (1)	30.10s (1)	-16.4



Sectionals  
Powered by

**PJ HARNESS ANALYSER** **NEW**

Learn the power of sectionals

Check us out at [www.pjdata.com.au](http://www.pjdata.com.au)







RWWA and provider are not responsible for the completeness or accuracy of any of the information contained herein, and makes no representations about its suitability for any purpose.



# Gloucester Park Race 7 Distance 2130m

Sunday, 15 November 2020

Gross Time: 2:35.40 MileRate: 1:57.40 LeadTime: 37.90s First Qtr: 31.40s Second Qtr: 30.00s Third Qtr: 28.10s Fourth Qtr: 28.00s

No Horse	Plc	Margin	Time	800Time (W)	400 Time (W)	Finish Position and metres gained from 800m
8 SUGAR STREET	1	0.0m	2:35.40	55.54s (1)	27.51s (1)	 +8.0
7 AMERICAN ARMA	2	4.7m	2:35.75	56.19s (1)	28.15s (1)	 -1.3
5 BETTOR BEACH BELLE	3	11.9m	2:36.28	56.93s (0)	28.83s (0)	 -11.9
2 SPEEDING STAR	4	24.3m	2:37.19	57.08s (0)	28.76s (0)	 -14.1
1 CAPTAINS BEACHBABE	5	32.4m	2:37.78	57.98s (0)	29.67s (0)	 -27.0
3 JOELENE	6	311.3m	2:58.31	65.26s (0)	34.36s (0)	 -132



Sectionals  
Powered by



**PJ HARNESS ANALYSER** **NEW**

Learn the power of sectionals

Check us out at [www.pjdata.com.au](http://www.pjdata.com.au)



RWWA and provider are not responsible for the completeness or accuracy of any of the information contained herein, and makes no representations about its suitability for any purpose.