

# Gloucester Park Race 1 Distance 2536m

Tuesday, 1 December 2020

Gross Time: 3:08.40 MileRate: 1:59.50 LeadTime: 67.70s First Qtr: 30.10s Second Qtr: 31.10s Third Qtr: 29.60s Fourth Qtr: 29.90s

No Horse	Plc	Margin	Time	800Time (W)	400 Time (W)	Finish Position and metres gained from 800m
11 CARRAMAR PHILEMON	1	0.0m	3:08.40	58.86s (0)	29.22s (0)	+8.6
10 HEZ A CHANCE	2	0.2m	3:08.42	59.03s (1)	29.42s (1)	+6.4
3 ROCKINTHEBOX	3	5.2m	3:08.81	59.88s (0)	30.29s (0)	-5.2
8 BETABEEASY	4	6.4m	3:08.90	58.51s (1)	28.71s (2)	+13.4
2 KOHLI	5	9.3m	3:09.13	60.01s (1)	30.44s (1)	-6.9
1 TEPELO STAR	6	10.2m	3:09.20	59.94s (0)	30.33s (0)	-6.0
9 COMBAT CRUSADE	7	13.2m	3:09.43	59.54s (0)	29.71s (0)	-0.6
4 BATAVIA SILVERLINE	8	17.7m	3:09.79	59.39s (0)	29.73s (0)	+1.5
6 SARGE	9	19.6m	3:09.94	59.83s (1)	29.54s (1)	-4.4
12 LOVEISAMYTH	10	34.3m	3:11.09	60.91s (2)	31.10s (2)	-19.1
7 THE PARTY BOY	11	68.9m	3:13.80	63.80s (1)	33.52s (1)	-58.1
5 ADDA POCKET RINSE	12	110.5m	3:17.06	65.90s (1)	36.02s (2)	-86.5



Sectionals  
Powered by

**PJ HARNESS ANALYSER** **NEW**

Learn the power of sectionals










Check us out at [www.pjdata.com.au](http://www.pjdata.com.au)

RWWA and provider are not responsible for the completeness or accuracy of any of the information contained herein, and makes no representations about its suitability for any purpose.

# Gloucester Park Race 2 Distance 2130m


Tuesday, 1 December 2020

Gross Time: 2:36.60 MileRate: 1:58.30 LeadTime: 37.30s First Qtr: 31.80s Second Qtr: 30.30s Third Qtr: 28.60s Fourth Qtr: 28.60s

No Horse	Plc	Margin	Time	800Time (W)	400 Time (W)	Finish Position and metres gained from 800m
1 EXTRADITE	1	0.0m	2:36.60	56.87s (0)	28.26s (0)	 +4.6
8 MCARDLES GEM	2	3.5m	2:36.86	57.45s (0)	28.85s (0)	 -3.5
10 MAXIMUM DEMAND	3	7.5m	2:37.16	57.11s (0)	28.48s (0)	 +1.3
5 BURNING RUBBER	4	9.5m	2:37.31	57.75s (1)	29.03s (1)	 -7.7
2 STAR ARMBRO	5	9.8m	2:37.34	57.46s (1)	28.69s (1)	 -3.6
3 FREE TO AIR	6	13.6m	2:37.62	57.43s (1)	28.61s (2)	 -3.2
11 IDEAL INVESTMENT	7	13.7m	2:37.63	57.22s (0)	28.52s (0)	 -0.3
6 DESTINED TO RULE	8	19.3m	2:38.05	57.49s (1)	29.60s (2)	 -4.1
4 WE TELLTHETRUTH	9	48.4m	2:40.23	59.33s (0)	30.16s (0)	 -30.0



Sectionals  
Powered by



**PJ HARNESS ANALYSER** **NEW**

Learn the power of sectionals

Check us out at [www.pjdata.com.au](http://www.pjdata.com.au)



RWWA and provider are not responsible for the completeness or accuracy of any of the information contained herein, and makes no representations about its suitability for any purpose.


# Gloucester Park Race 3 Distance 2130m

Tuesday, 1 December 2020

Gross Time: 2:34.90 MileRate: 1:57.00 LeadTime: 37.50s First Qtr: 30.30s Second Qtr: 30.10s Third Qtr: 28.30s Fourth Qtr: 28.70s

No Horse	Plc	Margin	Time	800Time (W)	400 Time (W)
2 SWEET MADDISON	1	0.0m	2:34.90	57.00s (0)	28.70s (0)
3 ALTA ENGEN	2	0.4m	2:34.93	56.84s (1)	28.56s (1)
4 DEEORSE	3	1.9m	2:35.04	56.34s (1)	28.01s (1)
11 SAMEPLACE SAMETIME	4	3.8m	2:35.19	56.79s (1)	28.44s (1)
1 IDEAL CHARM	5	5.1m	2:35.28	57.06s (0)	28.74s (0)
7 ITSNOTOVA	6	7.5m	2:35.47	56.13s (1)	27.75s (1)
10 ZOZO MA GOGO	7	7.9m	2:35.50	56.94s (0)	28.55s (0)
5 TIFFANY TWIRL	8	9.3m	2:35.60	56.57s (1)	28.22s (1)
12 REGAL AMBITION	9	10.2m	2:35.67	56.80s (0)	28.40s (0)
9 WALTZINGWITHSIERRA	10	14.2m	2:35.97	56.46s (0)	27.80s (0)
6 AMERICAN ROCK	11	15.8m	2:36.09	56.89s (0)	28.23s (0)
8 BILLY MACK	12	18.6m	2:36.30	56.62s (1)	28.07s (1)

## Finish Position and metres gained from 800m



Sectionals  
Powered by

**PJ HARNESS ANALYSER** **NEW**

Learn the power of sectionals

Check us out at [www.pjdata.com.au](http://www.pjdata.com.au)















RWWA and provider are not responsible for the completeness or accuracy of any of the information contained herein, and makes no representations about its suitability for any purpose.

# Gloucester Park Race 4 Distance 2130m

Tuesday, 1 December 2020

Gross Time: 2:35.90 MileRate: 1:57.80 LeadTime: 36.00s First Qtr: 30.40s Second Qtr: 30.20s Third Qtr: 30.80s Fourth Qtr: 28.50s

No Horse	Plc	Margin	Time	800Time (W)	400 Time (W)	Finish Position and metres gained from 800m
2 NIKKI LOUISE	1	0.0m	2:35.90	58.99s (0)	28.50s (0)	 +4.2
3 NIGEL ERNEST	2	8.8m	2:36.56	59.15s (1)	29.05s (1)	 +2.0
4 AUSSIE EDITION	3	9.5m	2:36.61	58.54s (1)	28.38s (2)	 +10.3
10 MAKE IT HAPPEN	4	10.9m	2:36.72	59.13s (0)	28.89s (1)	 +2.3
12 BEEJAYS STAR	5	12.1m	2:36.81	58.91s (0)	28.63s (1)	 +5.3
6 FIORD	6	16.6m	2:37.14	58.86s (0)	28.59s (0)	 +6.0
5 KEPTAIN COURAGEOUS	7	17.0m	2:37.17	58.74s (1)	28.50s (1)	 +7.6
1 SAX PLAYER	8	18.2m	2:37.26	60.01s (0)	29.38s (0)	 -9.6
11 BEALAWYER	9	27.3m	2:37.94	60.19s (1)	30.07s (2)	 -12.1
8 MARY JOE	10	136.2m	2:46.09	64.92s (0)	32.48s (0)	 -76.2
9 MAGIC EYE MICK	11	218.2m	2:52.23	75.38s (0)	40.77s (2)	 -218.
7 HENGHENG	12	418.5m	3:07.23	89.71s (1)	56.24s (2)	 -412.



Sectionals  
Powered by

**PJ HARNESS ANALYSER** **NEW**

Learn the power of sectionals

Check us out at [www.pjdata.com.au](http://www.pjdata.com.au)



RWWA and provider are not responsible for the completeness or accuracy of any of the information contained herein, and makes no representations about its suitability for any purpose.

# Gloucester Park Race 5 Distance 2130m

Tuesday, 1 December 2020

Gross Time: 2:37.90 MileRate: 1:59.30 LeadTime: 37.60s First Qtr: 32.40s Second Qtr: 29.90s Third Qtr: 28.10s Fourth Qtr: 29.90s

No Horse	Plc	Margin	Time	800Time (W)	400 Time (W)	Finish Position and metres gained from 800m
8 THE ROCK INN	1	0.0m	2:37.90	57.93s (1)	29.90s (1)	+1.0
5 VICTORY MEDAL	2	0.5m	2:37.94	57.70s (0)	29.58s (1)	+4.1
9 MY DESIGN	3	4.6m	2:38.26	57.55s (1)	29.23s (1)	+6.2
6 JEDREK	4	8.8m	2:38.59	57.87s (0)	29.96s (0)	+1.8
4 COUNT MATAI	5	16.1m	2:39.16	57.63s (0)	28.94s (1)	+5.1
2 CORDORING ROAD	6	26.4m	2:39.97	58.71s (1)	30.12s (1)	-9.8
7 DESIDERIO	7	28.1m	2:40.10	60.03s (0)	31.81s (0)	-28.1
10 LIAURIE	8	38.9m	2:40.95	60.39s (1)	31.60s (0)	-33.1
3 STAR OF BETHANY	9	45.8m	2:41.49	60.11s (0)	31.30s (0)	-29.2
1 LIFE OF PABLO	10	231.1m	2:56.00	66.01s (0)	33.70s (0)	-111.0



Sectionals  
Powered by

**PJ HARNESS ANALYSER** **NEW**

Learn the power of sectionals










Check us out at [www.pjdata.com.au](http://www.pjdata.com.au)

RWWA and provider are not responsible for the completeness or accuracy of any of the information contained herein, and makes no representations about its suitability for any purpose.

# Gloucester Park Race 6 Distance 2130m


Tuesday, 1 December 2020

Gross Time: 2:35.10 MileRate: 1:57.20 LeadTime: 37.50s First Qtr: 30.70s Second Qtr: 30.60s Third Qtr: 28.20s Fourth Qtr: 28.10s

No Horse	Plc	Margin	Time	800Time (W)	400 Time (W)	Finish Position and metres gained from 800m
7 DIEGO	1	0.0m	2:35.10	56.06s (1)	28.04s (1)	 +3.4
5 DOCTOR TOM	2	0.8m	2:35.16	56.36s (0)	28.16s (0)	 -0.8
2 BETTYS LASS	3	8.4m	2:35.72	56.59s (0)	28.35s (0)	 -4.2
6 ROCKMENOW	4	18.4m	2:36.46	56.71s (1)	27.81s (2)	 -5.8
9 THE LIGHTNING STRIKE	5	22.2m	2:36.74	56.65s (1)	27.69s (1)	 -5.0
3 CAULONIA ARTY	6	32.3m	2:37.49	57.69s (0)	28.58s (0)	 -19.9
8 OUR AMAZING GRACE	7	36.2m	2:37.77	57.67s (0)	28.55s (0)	 -19.6
4 JESSIE JOAN	8	38.8m	2:37.97	58.46s (1)	29.47s (1)	 -30.8
1 GLOWING REPORT	9	39.9m	2:38.05	58.50s (0)	29.49s (0)	 -31.5



Sectionals  
Powered by



**PJ HARNESS ANALYSER** **NEW**

Learn the power of sectionals

Check us out at [www.pjdata.com.au](http://www.pjdata.com.au)












RWWA and provider are not responsible for the completeness or accuracy of any of the information contained herein, and makes no representations about its suitability for any purpose.

# Gloucester Park Race 7 Distance 2130m

Tuesday, 1 December 2020

Gross Time: 2:37.00 MileRate: 1:58.60 LeadTime: 39.60s First Qtr: 31.10s Second Qtr: 30.20s Third Qtr: 28.20s Fourth Qtr: 27.90s

No Horse	Plc	Margin	Time	800Time (W)	400 Time (W)	Finish Position and metres gained from 800m
1 EUPHORIA	1	0.0m	2:37.00	56.10s (0)	27.90s (0)	 0.0
2 SOUTHERN BELLE	2	7.8m	2:37.57	56.35s (0)	28.14s (0)	-3.6 
3 AMERICAN VOODOO	3	16.0m	2:38.17	56.64s (0)	28.40s (0)	-7.8 
4 MASTER CARIBBEAN	4	20.7m	2:38.52	56.64s (0)	28.38s (0)	-7.7 
8 LUCKY SENSATION	5	25.5m	2:38.87	57.77s (1)	29.28s (1)	-23.9 
6 LIVE LIFE FAST	6	25.9m	2:38.90	56.68s (0)	28.41s (0)	-23.9 
9 OUR BIG SLOW	7	26.5m	2:38.94	56.40s (0)	28.13s (0)	-21.9 
5 CHETAK	8	27.7m	2:39.03	57.63s (1)	29.10s (1)	-21.9 
7 BEJEWELLED	9	38.6m	2:39.83	58.05s (1)	29.41s (1)	-28.0 



Sectionals  
Powered by



**PJ HARNESS ANALYSER** **NEW**

Learn the power of sectionals

Check us out at [www.pjdata.com.au](http://www.pjdata.com.au)



RWWA and provider are not responsible for the completeness or accuracy of any of the information contained herein, and makes no representations about its suitability for any purpose.

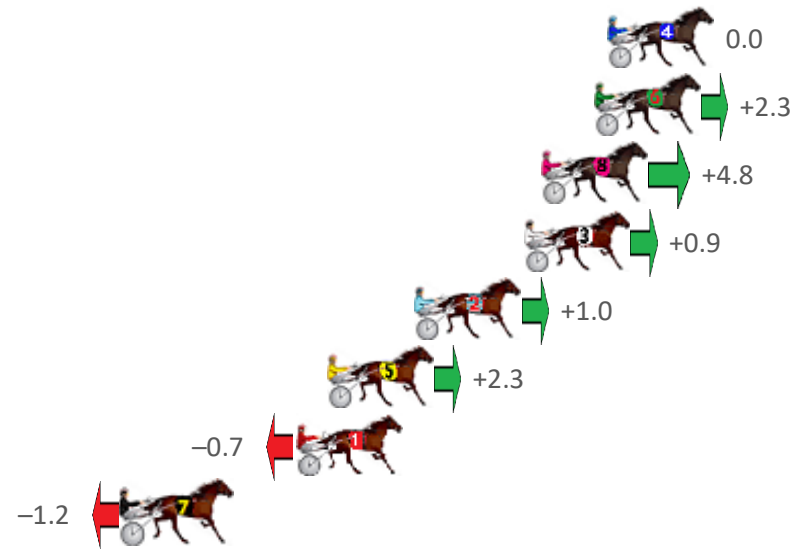
# Gloucester Park Race 8 Distance 2130m

Tuesday, 1 December 2020

Gross Time: 2:36.90 MileRate: 1:58.50 LeadTime: 38.40s First Qtr: 31.30s Second Qtr: 30.10s Third Qtr: 28.50s Fourth Qtr: 28.60s

No Horse	Plc	Margin	Time	800Time (W)	400 Time (W)
4 MISS BOUDICA	1	0.0m	2:36.90	57.10s (0)	28.60s (0)
6 BETTORS DESTROYA	2	0.5m	2:36.94	56.94s (1)	28.48s (1)
8 JOELENE	3	2.6m	2:37.10	56.76s (1)	28.24s (1)
3 NOVEL APPROACH	4	3.3m	2:37.15	57.04s (0)	28.51s (0)
2 CAPTAINS BEACHBABE	5	7.6m	2:37.47	57.03s (0)	28.49s (0)
5 ADORE ME SOME MOR	6	11.1m	2:37.73	56.94s (0)	28.41s (0)
1 IRISH COFFEE	7	12.3m	2:37.82	57.15s (1)	28.61s (1)
7 SPEEDING STAR	8	19.2m	2:38.34	57.19s (0)	28.73s (1)

## Finish Position and metres gained from 800m



Sectionals  
Powered by

**PJ HARNESS ANALYSER** **NEW**

Learn the power of sectionals

Check us out at [www.pjdata.com.au](http://www.pjdata.com.au)









RWWA and provider are not responsible for the completeness or accuracy of any of the information contained herein, and makes no representations about its suitability for any purpose.



# Gloucester Park Race 9 Distance 2096m

Tuesday, 1 December 2020

Gross Time: 2:44.60 MileRate: 2:06.30 LeadTime: 42.80s First Qtr: 32.70s Second Qtr: 30.20s Third Qtr: 28.90s Fourth Qtr: 30.00s

No Horse	Plc	Margin	Time	800Time (W)	400 Time (W)	Finish Position and metres gained from 800m
1 PAPA RAZZI	1	0.0m	2:44.60	58.90s (0)	30.00s (0)	 0.0
2 CHUMANI	2	1.1m	2:44.69	58.85s (1)	29.93s (1)	 +0.7
5 ONE BID BUYS	3	19.7m	2:46.15	58.88s (0)	29.31s (0)	 +0.3
3 ALDEBARAN SUNDOWN	4	21.2m	2:46.27	59.53s (0)	29.88s (0)	 -8.6
6 TON TINE	5	24.9m	2:46.56	58.86s (0)	29.31s (0)	 +0.5
4 TAIMATE ANGUS	6	202.4m	3:00.50	70.06s (0)	35.40s (0)	 -153



Sectionals  
Powered by



**PJ HARNESS ANALYSER** **NEW**

Learn the power of sectionals

Check us out at [www.pjdata.com.au](http://www.pjdata.com.au)



RWWA and provider are not responsible for the completeness or accuracy of any of the information contained herein, and makes no representations about its suitability for any purpose.