

Gloucester Park Race 1 Distance 2130m

Friday, 4 December 2020

Gross Time: 2:32.40 MileRate: 1:55.10 LeadTime: 37.70s First Qtr: 30.50s Second Qtr: 29.10s Third Qtr: 27.30s Fourth Qtr: 27.80s

No	Horse	Plc	Margin	Time	800Time (W)	400 Time (W)	Finish Position and metres gained from 800m
3	DIEGO	1	0.0m	2:32.40	55.10s (0)	27.80s (0)	0.0
4	LAWRENCE	2	2.1m	2:32.55	54.85s (1)	27.45s (1)	+3.7
7	THE KRAKEN	3	5.4m	2:32.79	55.37s (1)	27.97s (1)	-4.0
10	EUPHORIC MOMENT	4	12.9m	2:33.34	55.39s (0)	28.03s (0)	-4.3
5	YES HES A LADIES MAN	5	17.7m	2:33.69	55.26s (1)	28.24s (1)	-2.3
8	RADIANT AMBER	6	17.8m	2:33.70	54.95s (1)	27.88s (2)	+2.2
1	BATAVIA SILVERLINE	7	19.2m	2:33.80	56.13s (0)	28.80s (0)	-15.0
11	LA SULEIMAN	8	20.1m	2:33.87	55.60s (0)	28.14s (0)	-7.3
9	WALSH	9	23.7m	2:34.13	55.22s (0)	27.71s (0)	-1.7
6	MILEYS DESIRE	10	24.0m	2:34.15	55.57s (0)	28.10s (0)	-6.8
2	DELIGHTFULL	11	25.8m	2:34.29	56.11s (1)	28.33s (1)	-14.8

Sectionals Powered by **PJ HARNESS ANALYSER** **NEW**

Learn the power of sectionals

Check us out at www.pjdata.com.au





RWWA and provider are not responsible for the completeness or accuracy of any of the information contained herein, and makes no representations about its suitability for any purpose.

Gloucester Park Race 2 Distance 2130m

Friday, 4 December 2020

Gross Time: 2:35.10 MileRate: 1:57.20 LeadTime: 37.60s First Qtr: 31.10s Second Qtr: 30.60s Third Qtr: 28.00s Fourth Qtr: 27.80s

No Horse	Plc	Margin	Time	800Time (W)	400 Time (W)	Finish Position and metres gained from 800m
1 LIAM NEIL	1	0.0m	2:35.10	55.80s (0)	27.80s (0)	0.0
12 BETTOR BE OSCAR	2	2.1m	2:35.25	55.89s (1)	27.86s (1)	-1.3
10 DESTINED TO RULE	3	4.3m	2:35.41	55.81s (0)	27.81s (0)	-0.1
3 ROMAN AVIATOR	4	6.5m	2:35.58	55.60s (1)	28.14s (2)	+2.9
11 CARUBA	5	9.1m	2:35.77	55.86s (0)	27.82s (0)	-0.9
5 TAROONA BROMAC	6	9.3m	2:35.78	55.58s (0)	27.54s (0)	+3.1
2 LIGHTNING JOLT	7	9.9m	2:35.82	55.53s (1)	27.57s (2)	+3.9
6 SHADOW ROLL	8	11.3m	2:35.93	55.14s (2)	28.04s (2)	+9.5
4 MISTER BUSHIDO	9	14.9m	2:36.19	55.57s (1)	27.82s (3)	+3.3
8 BAD ROUND	10	15.1m	2:36.20	55.71s (0)	27.61s (0)	+1.3
7 BEACH SKIPPER	11	19.0m	2:36.49	56.76s (1)	28.46s (1)	-13.8
9 CROCODILE KID	12	26.2m	2:37.02	56.17s (0)	27.76s (0)	



Sectionals
Powered by

RWWA and provider are not responsible for the completeness or accuracy of any of the information contained herein, and makes no representations about its suitability for any purpose.

Gloucester Park Race 3 Distance 2130m

Friday, 4 December 2020

Gross Time: 2:35.30 MileRate: 1:57.30 LeadTime: 37.80s First Qtr: 31.50s Second Qtr: 29.90s Third Qtr: 27.40s Fourth Qtr: 28.70s

No Horse	Plc	Margin	Time	800Time (W)	400 Time (W)	Finish Position and metres gained from 800m
2 THEREUGO	1	0.0m	2:35.30	56.10s (0)	28.70s (0)	0.0
1 CANT REFUSE	2	0.8m	2:35.36	55.88s (0)	28.43s (0)	+3.2
5 TOUCH OF SUCCESS	3	3.6m	2:35.57	55.77s (1)	28.16s (1)	+4.8
3 MISTER ARDEE	4	5.4m	2:35.71	56.17s (1)	28.59s (1)	-1.0
11 ROSIES IDEAL	5	8.3m	2:35.93	56.68s (1)	29.21s (1)	-8.3
12 BAYLAN JETT	6	10.4m	2:36.08	55.95s (0)	28.33s (1)	+2.2
7 A BOY NAMED ROSIE	7	11.3m	2:36.15	55.70s (0)	28.15s (0)	+5.7
4 ROCK ME OVER	8	11.8m	2:36.19	56.38s (2)	28.83s (2)	-4.0
6 TUAS DELIGHT	9	14.6m	2:36.40	56.20s (1)	28.29s (1)	-1.4
9 EXTREME PRINCE	10	16.7m	2:36.56	55.86s (1)	28.16s (0)	+3.5
8 MARQUISARD	11	23.6m	2:37.08	56.80s (2)	29.00s (2)	-10.0
10 TANAKA EAGLE	12	28.6m	2:37.45	57.51s (0)	29.91s (0)	-20.2



Sectionals
Powered by

PJ HARNESS ANALYSER **NEW**

Learn the power of sectionals

Check us out at www.pjdata.com.au

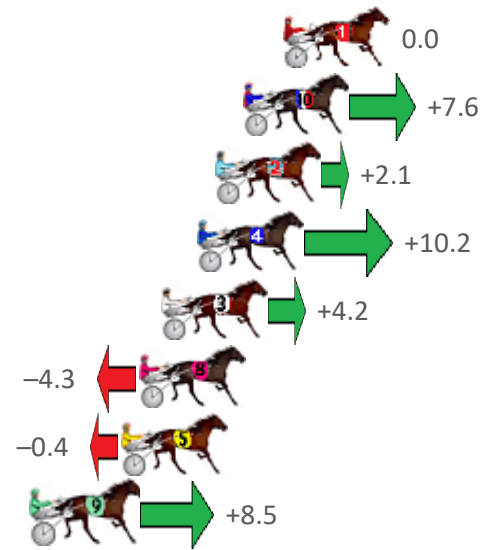
RWWA and provider are not responsible for the completeness or accuracy of any of the information contained herein, and makes no representations about its suitability for any purpose.

Gloucester Park Race 4 Distance 2130m

Friday, 4 December 2020

Gross Time: 2:34.10 MileRate: 1:56.40 LeadTime: 37.40s First Qtr: 29.80s Second Qtr: 31.00s Third Qtr: 27.20s Fourth Qtr: 28.70s

No Horse	Plc	Margin	Time	800Time (W)	400 Time (W)	Finish Position and metres gained from 800m
1 ROMAN ART	1	0.0m	2:34.10	55.90s (0)	28.70s (0)	0.0
10 GRAN CHICO	2	1.6m	2:34.22	55.37s (2)	28.50s (2)	+7.6
2 DREDLOCK ROCKSTAR	3	2.7m	2:34.30	55.75s (0)	28.49s (0)	+2.1
4 QUICK STRIDE	4	3.4m	2:34.36	55.19s (0)	27.89s (0)	+10.2
3 MARAS ACE MAN	5	4.8m	2:34.46	55.61s (0)	28.31s (0)	+4.2
8 SIR GALAHAD	6	5.7m	2:34.53	56.20s (1)	28.91s (1)	-4.3
5 JUSTASEC	7	6.4m	2:34.58	55.93s (1)	28.53s (1)	-0.4
9 TALKERUP	8	9.9m	2:34.85	55.31s (0)	27.91s (1)	+8.5
6 ROCKNROLL WHITBY	9	121.8m	2:43.28	63.35s (1)	33.82s (0)	-107.



Sectionals
Powered by

PJ HARNESS ANALYSER **NEW**

Learn the power of sectionals

Check us out at www.pjdata.com.au













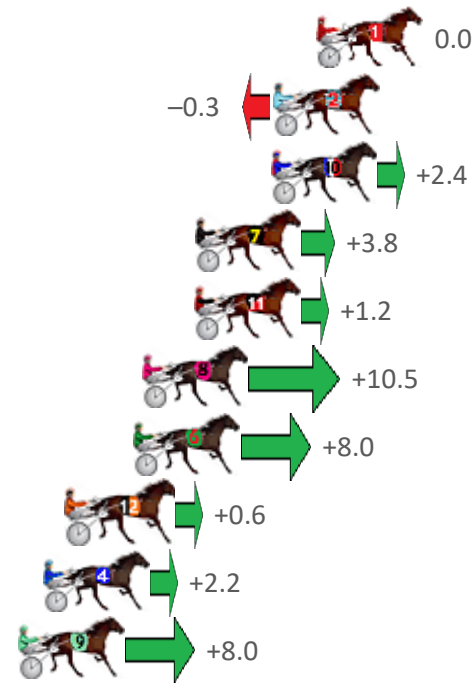
RWWA and provider are not responsible for the completeness or accuracy of any of the information contained herein, and makes no representations about its suitability for any purpose.

Gloucester Park Race 5 Distance 2130m

Friday, 4 December 2020

Gross Time: 2:33.40 MileRate: 1:55.90 LeadTime: 37.40s First Qtr: 30.30s Second Qtr: 29.60s Third Qtr: 28.00s Fourth Qtr: 28.10s

No Horse	Plc	Margin	Time	800Time (W)	400 Time (W)	Finish Position and metres gained from 800m
1 CHIAROSCURO	1	0.0m	2:33.40	56.10s (0)	28.10s (0)	 0.0
2 AS HAPPY AS LARRY	2	1.7m	2:33.53	56.12s (1)	28.13s (1)	-0.3 
10 BRACKEN SKY	3	1.8m	2:33.53	55.93s (0)	27.90s (0)	 +2.4
7 ARGYLE RED	4	4.8m	2:33.75	55.84s (0)	27.79s (0)	 +3.8
11 CYCLONE BANNER	4	4.8m	2:33.75	56.02s (1)	28.04s (1)	 +1.2
8 LORD ROSCO	6	6.9m	2:33.91	55.37s (0)	27.81s (1)	 +10.5
6 WHOZIDEAWASTHIS	7	7.2m	2:33.93	55.54s (1)	27.93s (2)	 +8.0
12 STROKE OF LUCK	8	9.8m	2:34.12	56.06s (1)	28.44s (2)	 +0.6
4 BETTOR PARTY	9	10.8m	2:34.20	55.95s (0)	27.90s (0)	 +2.2
9 ELOQUENT MACH	10	11.8m	2:34.27	55.54s (1)	27.83s (2)	 +8.0



Sectionals
Powered by

RWWA and provider are not responsible for the completeness or accuracy of any of the information contained herein, and makes no representations about its suitability for any purpose.

Gloucester Park Race 6 Distance 2936m

Friday, 4 December 2020

Gross Time: 3:32.20 MileRate: 1:56.30 LeadTime: 96.00s First Qtr: 29.80s Second Qtr: 28.50s Third Qtr: 28.40s Fourth Qtr: 29.50s

No Horse	Plc	Margin	Time	800Time (W)	400 Time (W)	Finish Position and metres gained from 800m
3 VULTAN TIN	1	0.0m	3:32.20	57.01s (1)	28.87s (2)	+12.4
7 CHICAGO BULL	2	3.4m	3:32.46	57.89s (1)	29.69s (1)	+0.2
2 MIGHTY CONQUEROR	3	7.4m	3:32.77	58.12s (0)	29.72s (0)	-3.0
11 GALACTIC STAR	4	8.3m	3:32.84	57.91s (1)	29.65s (1)	-0.1
8 PERFECT MAJOR	5	9.1m	3:32.90	57.03s (1)	29.18s (3)	+12.1
10 TO FAST TO SERIOUS	6	9.7m	3:32.95	57.39s (1)	29.57s (3)	+7.1
13 OUR JIMMY JOHNSTON	7	12.3m	3:33.15	57.50s (0)	29.39s (0)	+5.5
4 VAMPIRO	8	15.6m	3:33.41	59.02s (0)	30.64s (0)	-15.6
1 JACK FARTHING	9	18.4m	3:33.62	58.59s (0)	30.22s (0)	-9.6
6 BRAEVIEW BONDI	10	22.2m	3:33.92	57.87s (0)	29.98s (1)	+0.4
12 CONVERT DENARIO	11	26.0m	3:34.21	58.82s (0)	30.63s (1)	-12.8
9 BLETCHLEY PARK	12	29.3m	3:34.47	58.15s (1)	30.33s (2)	-



Sectionals
Powered by

PJ HARNESS ANALYSER **NEW**

Learn the power of sectionals













Check us out at www.pjdata.com.au

RWWA and provider are not responsible for the completeness or accuracy of any of the information contained herein, and makes no representations about its suitability for any purpose.

Gloucester Park Race 7 Distance 2130m

Friday, 4 December 2020

Gross Time: 2:35.90 MileRate: 1:57.80 LeadTime: 38.90s First Qtr: 31.20s Second Qtr: 29.70s Third Qtr: 27.10s Fourth Qtr: 29.00s

No Horse	Plc	Margin	Time	800Time (W)	400 Time (W)	Finish Position and metres gained from 800m
2 WALTZINGWITHSIERRA	1	0.0m	2:35.90	55.12s (0)	27.96s (3)	 +14.0
8 HENWOOD BAY	2	4.7m	2:36.26	56.27s (1)	29.34s (1)	 -2.5
12 AMERICAN BRAVE	3	6.5m	2:36.39	55.86s (2)	29.37s (2)	 +3.5
1 DISCO UNDER FIRE	4	7.5m	2:36.47	56.62s (0)	29.41s (0)	 -7.5
11 IDEAL INVESTMENT	5	8.7m	2:36.56	56.04s (0)	28.73s (0)	 +0.9
7 JILLIBY JAKE	6	8.8m	2:36.57	55.42s (0)	28.41s (0)	 +9.8
6 BABYFACE ADDA	7	13.1m	2:36.90	55.83s (1)	28.56s (2)	 +3.9
9 BLUE BLAZER	8	13.7m	2:36.94	55.49s (1)	28.29s (1)	 +8.7
3 ANIME	9	19.4m	2:37.38	56.59s (1)	29.22s (4)	 -7.0
5 DOMINATE THE DOJO	10	20.2m	2:37.44	55.88s (0)	28.65s (0)	 +3.2
10 SUZIES GEM	11	20.6m	2:37.47	57.19s (0)	29.52s (1)	 -15.6
4 ONE FOR DAVE ANDME	12	27.8m	2:38.02	57.56s (1)	29.98s (2)	 -21.0



Sectionals
Powered by

PJ HARNESS ANALYSER **NEW**

Learn the power of sectionals

Check us out at www.pjdata.com.au

RWWA and provider are not responsible for the completeness or accuracy of any of the information contained herein, and makes no representations about its suitability for any purpose.

Gloucester Park Race 8 Distance 2503m

Friday, 4 December 2020

Gross Time: 3:08.00 MileRate: 2:00.90 LeadTime: 69.80s First Qtr: 31.00s Second Qtr: 29.70s Third Qtr: 28.20s Fourth Qtr: 29.30s

No Horse	Plc	Margin	Time	800Time (W)	400 Time (W)	Finish Position and metres gained from 800m
1 BETTORGRINANBARIT	1	0.0m	3:08.00	57.50s (0)	29.30s (0)	0.0
12 THATS PERFECT	2	3.1m	3:08.24	56.94s (2)	28.93s (2)	+7.9
3 SARGE	3	4.4m	3:08.34	57.50s (0)	29.29s (0)	0.0
5 TRIROYALE BRIGADE	4	5.5m	3:08.42	57.65s (1)	29.51s (1)	-2.1
4 PERLEE GATES	5	9.8m	3:08.75	57.66s (1)	29.46s (1)	-2.2
10 IM ROCKNROLL MAGIC	6	9.8m	3:08.75	56.89s (1)	28.72s (1)	+8.6
7 KILOWATT KID	7	10.5m	3:08.81	57.79s (2)	29.76s (2)	-4.1
2 ALLWOODS ROCKNROL	8	10.6m	3:08.81	57.64s (0)	29.34s (0)	-2.0
9 C C CHEVRON	9	11.4m	3:08.88	57.44s (1)	29.23s (1)	+0.8
6 CALL ME ERNIE	10	15.0m	3:09.15	57.64s (0)	29.31s (0)	-2.0
11 MAXIMUM DEMAND	11	15.2m	3:09.17	57.34s (0)	28.99s (0)	+2.2
8 BE ON GUARD	12	33.2m	3:10.55	58.13s (0)	29.62s (0)	-8.8



Sectionals
Powered by

PJ HARNESS ANALYSER **NEW**

Learn the power of sectionals

Check us out at www.pjdata.com.au

RWWA and provider are not responsible for the completeness or accuracy of any of the information contained herein, and makes no representations about its suitability for any purpose.

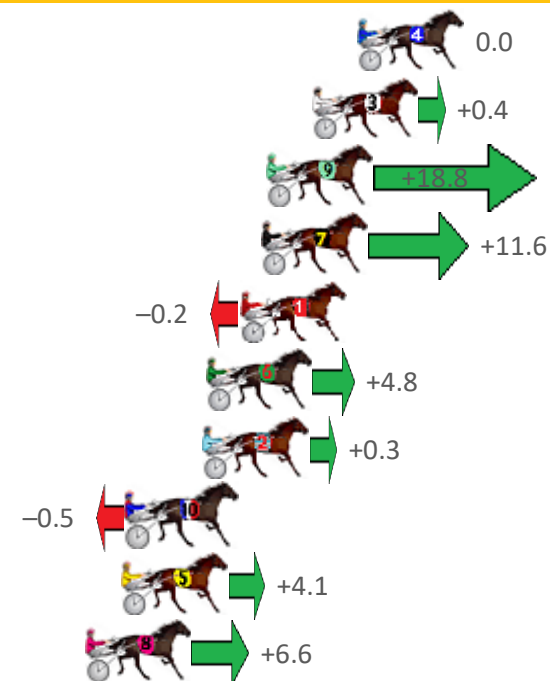
Gloucester Park Race 9 Distance 2130m

Friday, 4 December 2020

Gross Time: 2:37.50 MileRate: 1:59.00 LeadTime: 38.40s First Qtr: 31.50s Second Qtr: 30.80s Third Qtr: 28.70s Fourth Qtr: 28.10s

No Horse	Plc	Margin	Time	800Time (W)	400 Time (W)
4 TIFFANY ROSE	1	0.0m	2:37.50	56.80s (0)	28.10s (0)
3 STAR FROMTHEPALACE	2	1.8m	2:37.63	56.77s (1)	28.06s (1)
9 ALTA LOUISA	3	3.6m	2:37.77	55.47s (1)	27.26s (1)
7 MISS LAMARR	4	3.8m	2:37.78	55.98s (1)	28.04s (2)
1 FIFTY FIVE REBORN	5	4.6m	2:37.84	56.81s (0)	28.11s (0)
6 SUIING YOU	6	6.0m	2:37.94	56.46s (1)	27.74s (1)
2 BLUE CHIP ADDA	7	6.1m	2:37.95	56.78s (1)	28.04s (1)
10 ADVANCE YOUR DREA	8	9.1m	2:38.17	56.84s (0)	28.12s (0)
5 MISS EERIE	9	9.3m	2:38.19	56.51s (0)	27.66s (0)
8 RUN FOR MERCY	10	10.8m	2:38.30	56.33s (0)	27.46s (1)

Finish Position and metres gained from 800m













Sectionals
Powered by

RWWA and provider are not responsible for the completeness or accuracy of any of the information contained herein, and makes no representations about its suitability for any purpose.

Gloucester Park Race 10 Distance 2130m


Friday, 4 December 2020

Gross Time: 2:35.20 MileRate: 1:57.30 LeadTime: 38.70s First Qtr: 30.50s Second Qtr: 31.10s Third Qtr: 27.30s Fourth Qtr: 27.60s

No Horse	Plc	Margin	Time	800Time (W)	400 Time (W)	Finish Position and metres gained from 800m	
4 JUMPINGJACKMAC	1	0.0m	2:35.20	54.85s (0)	27.60s (0)		+0.8
10 ROBBIE ROCKET	2	2.7m	2:35.40	54.44s (0)	27.14s (0)		+6.7
9 LAVRA JOE	3	4.6m	2:35.53	55.21s (1)	27.78s (1)		-4.6
1 OUR SHELLEY BEACH	4	10.2m	2:35.94	55.24s (0)	27.96s (0)		-5.0
3 STAR OF WILLOUGHBY	5	13.0m	2:36.14	54.85s (0)	27.50s (0)		+0.8
8 ELDAYTONA	6	13.3m	2:36.17	55.52s (1)	27.94s (1)		-9.1
2 TAMAKI DRIVE	7	14.3m	2:36.24	54.96s (1)	27.43s (1)		-0.9
7 SUGAR STREET	8	21.8m	2:36.78	55.80s (1)	28.24s (1)		-13.2
6 EL CHEMA	9	25.1m	2:37.02	55.37s (0)	27.90s (0)		-13.2
5 BURGHLEY SHARD	10	44.5m	2:38.43	56.71s (1)	29.08s (1)		-26.5



Sectionals
Powered by



PJ HARNESS ANALYSER **NEW**

Learn the power of sectionals

Check us out at www.pjdata.com.au



RWWA and provider are not responsible for the completeness or accuracy of any of the information contained herein, and makes no representations about its suitability for any purpose.