

Gloucester Park Race 1 Distance 2130m

Friday, 11 December 2020

Gross Time: 2:34.00

MileRate: 1:56.30











LeadTime: 36.60s

First Qtr: 30.90s

Second Qtr: 29.20s

Third Qtr: 28.10s

Fourth Qtr: 29.20s

No Horse	Plc	Margin	Time	800Time (W)	400 Time (W)	Finish Position and metres gained from 800m	
9 VIVERE DAMORE	1	0.0m	2:34.00	56.33s (1)	28.62s (2)		+13.6
7 QUEEN SHENANDOAH	2	0.4m	2:34.03	56.96s (1)	28.74s (1)		+4.8
3 RADIANT AMBER	3	3.2m	2:34.25	57.53s (0)	29.43s (0)		-3.2
5 WALTZINGWITHSIERRA	4	5.3m	2:34.41	57.08s (0)	28.89s (0)		+3.1
11 HEADLINE ACT	5	6.5m	2:34.50	57.09s (1)	29.40s (2)		+2.9
8 DELIGHTFULREACTION	6	6.5m	2:34.50	56.45s (1)	28.70s (1)		+11.9
1 BETTORGRINANBARIT	7	6.5m	2:34.50	57.46s (0)	29.29s (0)		-2.3
10 SUZIES GEM	8	12.8m	2:34.98	57.31s (0)	29.11s (0)		-0.2
6 MANDY JOAN	9	13.2m	2:35.01	58.17s (1)	29.98s (1)		-12.2
2 MILEYS DESIRE	10	27.2m	2:36.08	57.91s (0)	29.40s (0)		-8.6



Sectionals
Powered by

PJ HARNESS ANALYSER **NEW**

Learn the power of sectionals

Check us out at www.pjdata.com.au

PJ Data

RWWA and provider are not responsible for the completeness or accuracy of any of the information contained herein, and makes no representations about its suitability for any purpose.

Gloucester Park Race 2 Distance 2130m

Friday, 11 December 2020

Gross Time: 2:34.10

MileRate: 1:56.40

LeadTime: 36.90s

First Qtr: 30.50s

Second Qtr: 29.30s

Third Qtr: 28.10s

Fourth Qtr: 29.30s

No Horse	Plc	Margin	Time	800Time (W)	400 Time (W)	Finish Position and metres gained from 800m		
10 TWENTYNINE TWELVE	1	0.0m	2:34.10	57.10s	(0)	28.92s	(0)	
4 BAYLAN JETT	2	2.3m	2:34.28	57.49s	(1)	29.47s	(0)	
6 ALWAYS ARJAY	3	3.4m	2:34.36	56.72s	(0)	28.34s	(0)	
2 CROCODILE KID	4	4.6m	2:34.45	57.13s	(0)	28.59s	(1)	
7 JILLIBY JAKE	5	13.7m	2:35.15	57.16s	(0)	28.77s	(0)	
8 CARRERA MACH	6	17.2m	2:35.42	57.09s	(0)	28.70s	(0)	
11 IM ROCKNROLL MAGIC	7	22.3m	2:35.81	57.88s	(1)	29.45s	(3)	
12 A BOY NAMED ROSIE	8	26.7m	2:36.15	57.88s	(1)	29.41s	(2)	
5 SALEAHS COMAND	9	28.8m	2:36.31	58.68s	(1)	30.17s	(2)	
3 AMERICAN DELIGHT	10	30.8m	2:36.47	59.18s	(1)	30.64s	(2)	
1 SIGHTSEEING ANVIL	11	33.9m	2:36.70	59.82s	(0)	30.90s	(0)	



Sectionals
Powered by

PJ HARNESS ANALYSER **NEW**

Learn the power of sectionals

Check us out at www.pjdata.com.au

RWWA and provider are not responsible for the completeness or accuracy of any of the information contained herein, and makes no representations about its suitability for any purpose.

Gloucester Park Race 3 Distance 2536m

Friday, 11 December 2020

Gross Time: 3:06.60

MileRate: 1:58.40













LeadTime: 70.40s

First Qtr: 29.70s

Second Qtr: 29.20s

Third Qtr: 28.40s

Fourth Qtr: 28.90s

No Horse	Plc	Margin	Time	800Time (W)	400 Time (W)	Finish Position and metres gained from 800m
10 CANT REFUSE	1	0.0m	3:06.60	56.97s (0)	28.57s (0)	 +4.6
9 THATS PERFECT	2	0.4m	3:06.63	56.00s (1)	28.31s (3)	 +18.2
1 ROCK ME OVER	3	3.9m	3:06.90	57.58s (0)	29.18s (0)	 -3.9
12 LIAM NEIL	4	9.0m	3:07.28	57.30s (1)	29.47s (2)	 0.0
8 HAS NO FEAR	5	9.2m	3:07.30	56.30s (1)	28.81s (1)	 +14.0
11 FREE TO AIR	6	9.3m	3:07.31	57.34s (0)	28.94s (0)	 -0.5
3 SOKYS BIGBULLET	7	10.4m	3:07.39	57.70s (1)	29.19s (1)	 -5.6
7 BETTOR BE OSCAR	8	11.0m	3:07.43	56.47s (0)	28.63s (1)	 +11.6
4 EXTREME PRINCE	9	13.8m	3:07.65	57.33s (0)	28.91s (0)	 -0.4
6 TUAS DELIGHT	10	15.3m	3:07.76	57.09s (0)	28.69s (0)	 +2.9
5 MARQUISARD	11	16.9m	3:07.88	57.49s (1)	29.47s (2)	 -2.7
2 ROSIES IDEAL	12	49.0m	3:10.32	60.76s (1)	32.26s (1)	 -48.6



Sectionals
Powered by



PJ HARNESS ANALYSER NEW

Learn the power of sectionals

Check us out at www.pjdata.com.au



RWWA and provider are not responsible for the completeness or accuracy of any of the information contained herein, and makes no representations about its suitability for any purpose.

Gloucester Park Race 4 Distance 2130m

Friday, 11 December 2020

Gross Time: 2:31.40

MileRate: 1:54.40








LeadTime: 34.90s

First Qtr: 29.80s

Second Qtr: 29.10s

Third Qtr: 28.70s

Fourth Qtr: 28.90s

No Horse	Plc	Margin	Time	800Time (W)	400 Time (W)	Finish Position and metres gained from 800m	
4 CYCLONE BANNER	1	0.0m	2:31.40	57.18s (1)	28.54s (1)		+5.8
6 SIR GALAHAD	2	0.2m	2:31.42	56.88s (1)	28.28s (2)		+10.0
7 JUSTASEC	3	0.8m	2:31.46	56.67s (0)	27.89s (1)		+13.0
2 JIMMY MACK	4	3.4m	2:31.66	57.84s (0)	29.14s (0)		-3.4
8 THEREUGO	5	10.9m	2:32.23	58.04s (0)	29.34s (0)		-6.1
5 BETTOR PARTY	6	15.2m	2:32.55	58.04s (0)	29.32s (1)		-6.2
3 PATRICKTHEPIRANHA	7	19.2m	2:32.86	58.87s (1)	30.22s (1)		-17.8



Sectionals
Powered by

PJ HARNESS ANALYSER **NEW**

Learn the power of sectionals

Check us out at www.pjdata.com.au

RWWA and provider are not responsible for the completeness or accuracy of any of the information contained herein, and makes no representations about its suitability for any purpose.

Gloucester Park Race 5 Distance 2130m

Friday, 11 December 2020

Gross Time: 2:32.40

MileRate: 1:55.10

LeadTime: 36.30s

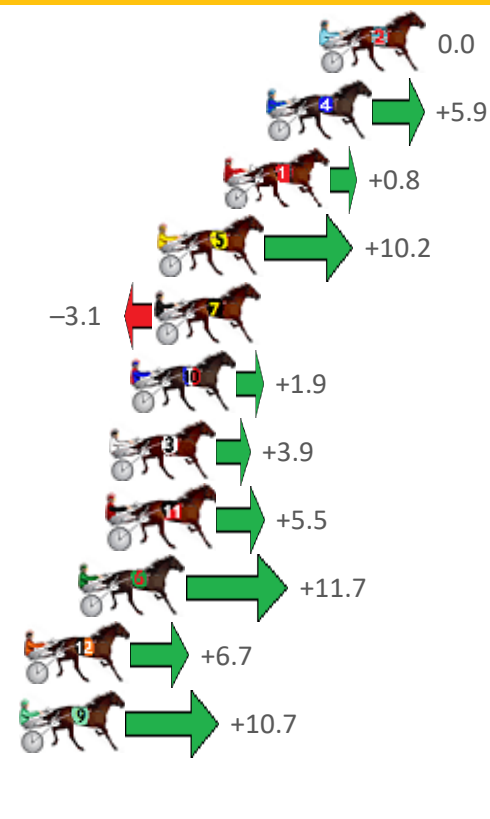
First Qtr: 30.80s

Second Qtr: 29.40s

Third Qtr: 27.90s

Fourth Qtr: 28.00s

No Horse	Plc	Margin	Time	800Time (W)	400 Time (W)	Finish Position and metres gained from 800m	
2 MIGHTY CONQUEROR	1	0.0m	2:32.40	55.90s	(0)	28.00s	(0)
4 VAMPIRO	2	2.1m	2:32.55	55.49s	(1)	27.56s	(1)
1 ARGYLE RED	3	3.8m	2:32.68	55.84s	(0)	27.94s	(0)
5 BALCATHERINE	4	6.4m	2:32.87	55.19s	(1)	27.29s	(1)
7 GALACTIC STAR	5	6.5m	2:32.88	56.12s	(1)	28.17s	(1)
10 OUR JIMMY JOHNSTON	6	7.5m	2:32.95	55.77s	(0)	27.85s	(0)
3 IM FULL OF EXCUSES	7	8.3m	2:33.01	55.63s	(1)	27.71s	(1)
11 WHOZIDEAWASTHIS	8	8.3m	2:33.01	55.52s	(0)	27.62s	(0)
6 TO FAST TO SERIOUS	9	9.5m	2:33.10	55.09s	(1)	27.20s	(1)
12 TALKERUP	10	11.7m	2:33.26	55.43s	(0)	27.51s	(0)
9 BRACKEN SKY	11	11.9m	2:33.28	55.16s	(0)	27.20s	(0)
8 VULTAN TIN	12	22.4m	2:34.05	55.66s	(1)	28.26s	(2)



Sectionals
Powered by

PJ HARNESS ANALYSER **NEW**

Learn the power of sectionals

Check us out at www.pjdata.com.au

PJ Data

RWWA and provider are not responsible for the completeness or accuracy of any of the information contained herein, and makes no representations about its suitability for any purpose.

Gloucester Park Race 6 Distance 2130m

Friday, 11 December 2020

Gross Time: 2:35.70

MileRate: 1:57.60

LeadTime: 36.90s


First Qtr: 31.60s

Second Qtr: 31.00s

Third Qtr: 27.90s

Fourth Qtr: 28.30s

No Horse	Plc	Margin	Time	800Time (W)	400 Time (W)	Finish Position and metres gained from 800m	
4 ONE FOR DAVE ANDME	1	0.0m	2:35.70	56.20s	(0)	28.30s	(0)
2 MAXIMUM DEMAND	2	2.7m	2:35.90	55.80s	(0)	27.88s	(0)
6 TOUCH OF SUCCESS	3	5.1m	2:36.08	56.26s	(0)	28.36s	(0)
11 AMERICAN BRAVE	4	5.3m	2:36.09	55.84s	(1)	27.97s	(2)
1 MISTER ARDEE	5	5.6m	2:36.12	55.70s	(0)	27.77s	(0)
7 DESTINED TO RULE	6	9.2m	2:36.38	55.78s	(1)	27.88s	(1)
10 SANGUE REALE	7	11.0m	2:36.52	56.24s	(2)	28.68s	(2)
9 CARUBA	8	11.4m	2:36.55	55.72s	(0)	27.88s	(0)
12 TAROONA BROMAC	9	12.4m	2:36.62	56.97s	(1)	29.10s	(1)
3 LIGHTNING JOLT	10	13.2m	2:36.68	56.70s	(1)	28.82s	(1)
8 DISCO UNDER FIRE	11	16.0m	2:36.89	56.24s	(2)	28.24s	(2)
5 BEACH SKIPPER	12	21.6m	2:37.31	56.13s	(1)	28.26s	(1)



Sectionals
Powered by

PJ HARNESS ANALYSER **NEW**

Learn the power of sectionals

Check us out at www.pjdata.com.au

PJ Data

RWWA and provider are not responsible for the completeness or accuracy of any of the information contained herein, and makes no representations about its suitability for any purpose.

Gloucester Park Race 7 Distance 2130m

Friday, 11 December 2020

Gross Time: 2:33.10

MileRate: 1:55.70











LeadTime: 37.60s

First Qtr: 31.00s

Second Qtr: 29.70s

Third Qtr: 28.40s

Fourth Qtr: 26.40s

No Horse	Plc	Margin	Time	800Time (W)	400 Time (W)	Finish Position and metres gained from 800m	
4 MAGNIFICENT STORM	1	0.0m	2:33.10	54.80s (0)	26.40s (0)		0.0
3 POWER AND GRACE	2	16.4m	2:34.24	55.62s (0)	27.16s (0)		-12.0
7 TYPHOON BANNER	3	19.7m	2:34.47	55.35s (1)	26.91s (1)		-8.1
1 HENGHENG	4	20.0m	2:34.49	55.55s (0)	27.07s (0)		-11.0
6 JASPERVELLABEACH	5	20.9m	2:34.56	55.73s (1)	27.27s (1)		-13.7
10 VALENTINES BROOK	6	23.4m	2:34.73	55.20s (0)	26.65s (0)		-5.8
2 WARRIORS LEGACY	7	24.9m	2:34.83	55.58s (0)	27.08s (0)		-10.5
8 ARISTOCRATIC STAR	8	25.5m	2:34.88	55.42s (1)	26.94s (1)		-9.3
9 GARDYS LEGACY	9	29.8m	2:35.18	55.34s (0)	26.93s (1)		-8.0
5 HOTFOOT IT	10	30.8m	2:35.24	56.71s (1)	28.21s (1)		-28.0



Sectionals
Powered by



PJ HARNESS ANALYSER NEW

Learn the power of sectionals

Check us out at www.pjdata.com.au











RWWA and provider are not responsible for the completeness or accuracy of any of the information contained herein, and makes no representations about its suitability for any purpose.

Gloucester Park Race 8 Distance 2536m

Friday, 11 December 2020

Gross Time: 3:07.50 MileRate: 1:59.00 LeadTime: 68.40s First Qtr: 31.40s Second Qtr: 30.50s Third Qtr: 29.30s Fourth Qtr: 27.90s

No Horse	Plc	Margin	Time	800Time (W)	400 Time (W)	Finish Position and metres gained from 800m	
3 BLUE BLAZER	1	0.0m	3:07.50	56.79s (1)	27.48s (1)		+5.8
5 EXTRADITE	2	1.6m	3:07.62	57.19s (1)	27.90s (1)		+0.2
1 DOMINATE THE DOJO	3	4.0m	3:07.79	57.48s (0)	28.18s (0)		-4.0
6 HENWOOD BAY	4	7.7m	3:08.06	56.87s (0)	27.41s (0)		+4.7
4 IAM LAMBROS	5	8.1m	3:08.09	57.19s (0)	27.78s (0)		+0.1
8 MACHS GOLD	6	8.4m	3:08.12	57.09s (1)	27.76s (1)		+1.6
2 ANIME	7	14.9m	3:08.59	57.96s (0)	28.56s (0)		-10.7
7 BAD ROUND	8	18.4m	3:08.85	57.48s (1)	28.12s (1)		-4.0




Sectionals
Powered by



PJ HARNESS ANALYSER **NEW**

Learn the power of sectionals

Check us out at www.pjdata.com.au



RWWA and provider are not responsible for the completeness or accuracy of any of the information contained herein, and makes no representations about its suitability for any purpose.

Gloucester Park Race 9 Distance 2096m

Friday, 11 December 2020

Gross Time: 2:40.50

MileRate: 2:02.00










LeadTime: 40.40s

First Qtr: 30.60s

Second Qtr: 30.10s


Third Qtr: 30.10s

Fourth Qtr: 29.30s

No Horse	Plc	Margin	Time	800Time (W)	400 Time (W)	Finish Position and metres gained from 800m	
9 PRINCESS MILA	1	0.0m	2:40.50	57.57s (1)	28.66s (1)		+24.8
8 DARK SECRET	2	4.1m	2:40.82	58.29s (1)	29.28s (1)		+15.1
6 CHAMPAGNE PRINCE	3	8.2m	2:41.13	60.01s (0)	29.90s (0)		-8.2
1 SPRINGFIELD HUGH	4	8.7m	2:41.17	59.64s (0)	29.58s (0)		-3.3
7 TON TINE	5	10.2m	2:41.28	58.71s (0)	28.88s (2)		+9.4
5 ONE BID BUYS	6	11.0m	2:41.35	59.13s (0)	28.99s (0)		+3.6
3 KELL ROAD KID	7	14.9m	2:41.64	59.78s (0)	29.63s (0)		-5.1
4 THE MALE MODEL	8	50.3m	2:44.37	62.09s (1)	31.96s (1)		-36.5
2 SUNNYS LITTLE JESTIC	9	51.7m	2:44.47	59.82s (0)	30.15s (0)		-5.7




Sectionals
Powered by



PJ HARNESS ANALYSER **NEW**

Learn the power of sectionals

Check us out at www.pjdata.com.au



RWWA and provider are not responsible for the completeness or accuracy of any of the information contained herein, and makes no representations about its suitability for any purpose.

Gloucester Park Race 10 Distance 2130m

Friday, 11 December 2020

Gross Time: 2:36.80

MileRate: 1:58.50









LeadTime: 39.20s

First Qtr: 31.70s

Second Qtr: 30.20s

Third Qtr: 28.60s

Fourth Qtr: 27.10s

No Horse	Plc	Margin	Time	800Time (W)	400 Time (W)	Finish Position and metres gained from 800m
4 AMERICAN ARMA	1	0.0m	2:36.80	55.67s (1)	27.03s (1)	 +0.4
3 RUMOUR HAS IT	2	1.4m	2:36.90	55.80s (0)	27.19s (0)	 -1.4
5 GOODEALEHMADDIE	3	4.9m	2:37.15	55.73s (1)	27.11s (2)	 -0.5
2 OUR SHOOTING STAR	4	6.6m	2:37.27	55.59s (0)	26.94s (1)	 +1.6
7 DOMINUS FACTUM	5	18.1m	2:38.09	56.03s (1)	27.52s (3)	 -4.7
6 BURGHLEY SHARD	6	18.3m	2:38.11	56.39s (1)	27.85s (3)	 -9.9
1 MINOR CATASTROPHE	7	21.6m	2:38.34	56.90s (0)	28.20s (0)	 -17.4
8 IRISH COFFEE	8	23.5m	2:38.48	56.41s (0)	27.77s (0)	 -10.5



Sectionals
Powered by

PJ HARNESS ANALYSER **NEW**

Learn the power of sectionals

Check us out at www.pjdata.com.au

RWWA and provider are not responsible for the completeness or accuracy of any of the information contained herein, and makes no representations about its suitability for any purpose.