

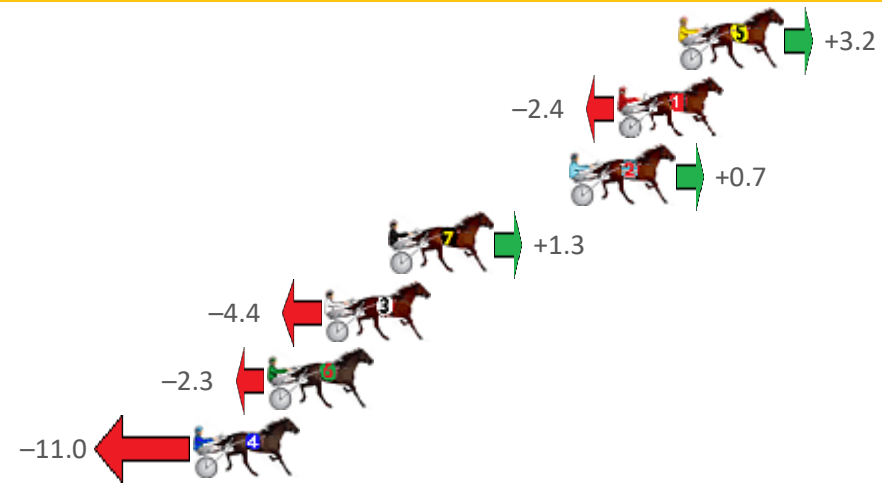
# Gloucester Park Race 1 Distance 2130m

Saturday, 12 December 2020

Gross Time: 2:36.20 MileRate: 1:58.00 LeadTime: 38.70s First Qtr: 30.60s Second Qtr: 30.40s Third Qtr: 28.50s Fourth Qtr: 28.00s

No Horse	Plc	Margin	Time	800Time (W)	400 Time (W)
5 MINSTREL	1	0.0m	2:36.20	56.28s (1)	27.82s (1)
1 THE ROCK INN	2	2.4m	2:36.38	56.67s (0)	28.17s (0)
2 THE STARS ABOVE	3	4.3m	2:36.52	56.45s (0)	27.97s (0)
7 HEEZ OUR PERSEUS	4	11.5m	2:37.05	56.41s (1)	27.91s (1)
3 COURAGEOUS DISCO	5	14.0m	2:37.23	56.81s (0)	28.32s (0)
6 OUR AMAZING GRACE	6	16.3m	2:37.40	56.66s (0)	28.16s (0)
4 MISTAHMISTAH	7	19.2m	2:37.61	57.27s (1)	28.79s (1)

## Finish Position and metres gained from 800m



Sectionals  
Powered by



RWWA and provider are not responsible for the completeness or accuracy of any of the information contained herein, and makes no representations about its suitability for any purpose.

# Gloucester Park Race 2 Distance 2130m

Saturday, 12 December 2020

Gross Time: 2:35.60 MileRate: 1:57.60 LeadTime: 38.10s First Qtr: 31.30s Second Qtr: 29.50s Third Qtr: 27.90s Fourth Qtr: 28.80s

No Horse	Plc	Margin	Time	800Time (W)	400 Time (W)	Finish Position and metres gained from 800m
6 TERROR IN TEXAS	1	0.0m	2:35.60	55.74s (1)	28.00s (2)	+13.6
2 AUSSIE EDITION	2	0.2m	2:35.62	56.71s (0)	28.81s (0)	-0.2
5 BEEJAYS STAR	3	5.9m	2:36.05	56.50s (1)	28.74s (2)	+2.9
3 OLLIE OLIVER	4	7.7m	2:36.18	56.92s (1)	29.06s (1)	-3.1
1 BEALAWYER	5	10.9m	2:36.42	57.16s (0)	29.27s (0)	-6.5
8 SAX PLAYER	6	13.2m	2:36.60	56.70s (0)	28.59s (0)	0.0
4 SHES ALL STAR	7	14.9m	2:36.73	57.14s (0)	29.08s (0)	-6.3
9 ALTA CINDERELLA	8	30.7m	2:37.92	58.30s (2)	30.18s (3)	-22.7
7 SALIGO BAY	9	35.8m	2:38.31	57.98s (0)	29.77s (1)	-18.2



Sectionals  
Powered by

**PJ HARNESS ANALYSER** **NEW**

Learn the power of sectionals

Check us out at [www.pjdata.com.au](http://www.pjdata.com.au)



RWWA and provider are not responsible for the completeness or accuracy of any of the information contained herein, and makes no representations about its suitability for any purpose.

# Gloucester Park Race 3 Distance 2130m

Saturday, 12 December 2020

Gross Time: 2:35.10 MileRate: 1:57.20 LeadTime: 37.40s First Qtr: 30.90s Second Qtr: 30.20s Third Qtr: 28.80s Fourth Qtr: 27.80s

No Horse	Plc	Margin	Time	800Time (W)	400 Time (W)	Finish Position and metres gained from 800m
3 SAVVY BROMAC	1	0.0m	2:35.10	56.01s (0)	27.25s (0)	+8.4
2 MISSTIANO	2	5.9m	2:35.53	56.72s (0)	27.97s (1)	-1.7
1 OUR MANDINGO	3	10.9m	2:35.90	57.37s (0)	28.55s (0)	-10.9
5 NEWSLETTER	4	30.3m	2:37.32	57.55s (0)	28.64s (0)	-13.5
4 AMERICAN VOODOO	5	30.7m	2:37.34	57.87s (0)	29.00s (0)	-18.1
8 RIVERINA FLASH	6	35.4m	2:37.69	58.57s (1)	29.61s (1)	-28.0
7 SONO ABRUZZESE	7	52.2m	2:38.92	59.02s (1)	30.11s (2)	-34.4
6 HAVARTI	8	64.1m	2:39.79	60.18s (1)	31.14s (1)	-50.9
9 FAISELLE	9	65.6m	2:39.90	59.72s (0)	30.51s (0)	-44.4



Sectionals  
Powered by

**PJ HARNESS ANALYSER** **NEW**

Learn the power of sectionals












Check us out at [www.pjdata.com.au](http://www.pjdata.com.au)

RWWA and provider are not responsible for the completeness or accuracy of any of the information contained herein, and makes no representations about its suitability for any purpose.

# Gloucester Park Race 4 Distance 2130m

Saturday, 12 December 2020

Gross Time: 2:35.90 MileRate: 1:57.80 LeadTime: 37.70s First Qtr: 30.30s Second Qtr: 29.50s Third Qtr: 29.30s Fourth Qtr: 29.10s

No Horse	Plc	Margin	Time	800Time (W)	400 Time (W)	Finish Position and metres gained from 800m
1 ANTERO	1	0.0m	2:35.90	58.40s (0)	29.10s (0)	 0.0
8 IDEAL INVESTMENT	2	9.2m	2:36.60	58.69s (1)	29.56s (2)	-4.0 
3 CARRAMAR PHILEMON	3	11.9m	2:36.81	58.23s (1)	29.03s (2)	+2.3 
6 PHAR FROM KALAHARI	4	13.1m	2:36.90	58.35s (0)	29.11s (1)	+0.7 
7 ALLWOODS ROCKNROL	5	13.1m	2:36.90	57.97s (1)	28.77s (1)	+5.9 
10 JACK WILLIAM	6	13.7m	2:36.95	58.99s (0)	29.73s (0)	-8.1 
11 STAR ARMBRO	7	15.0m	2:37.05	58.78s (0)	29.52s (0)	-5.2 
4 BAPTISM OF FIRE	8	21.6m	2:37.55	59.26s (1)	30.05s (2)	-11.8 
9 MONDOOLEY MACH	9	22.7m	2:37.63	58.76s (0)	29.56s (0)	-4.9 
2 AMERICAN ROCK	10	23.1m	2:37.66	60.02s (1)	30.48s (1)	-22.3 
5 REGAL AMBITION	11	24.2m	2:37.75	58.55s (0)	29.27s (1)	-2.0 



Sectionals  
Powered by

**PJ HARNESS ANALYSER** **NEW**

Learn the power of sectionals

Check us out at [www.pjdata.com.au](http://www.pjdata.com.au)















RWWA and provider are not responsible for the completeness or accuracy of any of the information contained herein, and makes no representations about its suitability for any purpose.

# Gloucester Park Race 5 Distance 2536m

Saturday, 12 December 2020

Gross Time: 3:08.90 MileRate: 1:59.90 LeadTime: 69.90s First Qtr: 31.20s Second Qtr: 30.30s Third Qtr: 28.30s Fourth Qtr: 29.20s

No Horse	Plc	Margin	Time	800Time (W)	400 Time (W)	Finish Position and metres gained from 800m
7 PRADASON	1	0.0m	3:08.90	57.49s (1)	29.17s (1)	 +0.2
4 HEZ A CHANCE	2	6.0m	3:09.36	57.61s (0)	29.26s (1)	 -1.6
2 MACZ BROTHER	3	10.4m	3:09.70	57.57s (0)	29.10s (0)	 -1.0
6 BATAVIA SILVERLINE	4	11.2m	3:09.76	57.97s (1)	29.29s (1)	 -6.6
1 BURNING RUBBER	5	11.8m	3:09.80	58.34s (0)	30.06s (0)	 -11.8
10 THE LIGHTNING STRIKE	6	12.6m	3:09.87	57.39s (0)	28.82s (0)	 +1.6
8 BETABEEASY	7	14.6m	3:10.02	57.20s (1)	28.66s (2)	 +4.2
3 ROCKMENOW	8	14.9m	3:10.04	57.91s (1)	29.34s (2)	 -5.7
12 SARGE	9	15.4m	3:10.08	57.29s (0)	28.74s (1)	 +3.0
11 LIVE LIFE FAST	10	16.4m	3:10.16	57.67s (1)	29.16s (1)	 -2.4
9 TIFFANY TWIRL	11	17.4m	3:10.23	57.13s (0)	28.50s (0)	 +5.2
5 FRANCO HAMMOND	12	22.6m	3:10.63	57.43s (1)	28.81s (1)	 +1.0



Sectionals  
Powered by

**PJ HARNESS ANALYSER** **NEW**

Learn the power of sectionals









Check us out at [www.pjdata.com.au](http://www.pjdata.com.au)

RWWA and provider are not responsible for the completeness or accuracy of any of the information contained herein, and makes no representations about its suitability for any purpose.

# Gloucester Park Race 6 Distance 2536m

Saturday, 12 December 2020

Gross Time: 3:07.90 MileRate: 1:59.20 LeadTime: 71.80s First Qtr: 30.70s Second Qtr: 29.50s Third Qtr: 28.10s Fourth Qtr: 27.80s

No Horse	Plc	Margin	Time	800Time (W)	400 Time (W)	Finish Position and metres gained from 800m
2 MANNING	1	0.0m	3:07.90	55.04s (0)	27.80s (0)	 +12.4
3 ALTA BLUES	2	3.1m	3:08.13	56.00s (1)	27.86s (1)	 -1.5
1 LA SULEIMAN	3	7.9m	3:08.48	56.16s (0)	27.92s (0)	 -3.7
6 FIFTY FIVE REBORN	4	9.3m	3:08.58	56.13s (1)	27.95s (1)	 -3.3
5 WALSH	5	11.7m	3:08.76	56.14s (0)	27.85s (0)	 -3.5
9 ACE BROMAC	6	13.6m	3:08.89	56.84s (0)	27.70s (0)	 -13.6
7 THE BLACK CARDINAL	7	19.2m	3:09.30	56.21s (1)	27.86s (1)	 -4.4
8 BE ON GUARD	8	20.6m	3:09.41	56.61s (1)	28.34s (1)	 -10.2



Sectionals  
Powered by



**PJ HARNESS ANALYSER** **NEW**

Learn the power of sectionals

Check us out at [www.pjdata.com.au](http://www.pjdata.com.au)



RWWA and provider are not responsible for the completeness or accuracy of any of the information contained herein, and makes no representations about its suitability for any purpose.

# Gloucester Park Race 7 Distance 2130m

Saturday, 12 December 2020

Gross Time: 2:38.80 MileRate: 2:00.00 LeadTime: 36.90s First Qtr: 30.60s Second Qtr: 30.30s Third Qtr: 30.10s Fourth Qtr: 30.90s

No Horse	Plc	Margin	Time	800Time (W)	400 Time (W)	Finish Position and metres gained from 800m
5 WHISKY NEAT	1	0.0m	2:38.80	60.61s (1)	30.90s (2)	+5.2
7 VICTORY MEDAL	2	1.2m	2:38.90	60.35s (1)	30.67s (2)	+8.6
4 IM DRINKINDOUBLES	3	12.0m	2:39.77	61.58s (0)	31.39s (1)	-7.6
6 LIAURIE	4	13.0m	2:39.85	60.27s (0)	31.10s (1)	+9.6
2 EMIRA CHRISTIANO	5	14.7m	2:39.99	62.08s (1)	31.95s (1)	-14.3
8 TEPELO STAR	6	22.6m	2:40.63	61.93s (0)	32.16s (0)	-32.1
1 SAMS MY BOY	7	32.1m	2:41.39	63.43s (0)	33.24s (0)	-9.8
3 CHEROKEE CHANCE	8	44.8m	2:42.42	61.74s (0)	31.58s (0)	



Sectionals  
Powered by

**PJ HARNESS ANALYSER** **NEW**

Learn the power of sectionals

Check us out at [www.pjdata.com.au](http://www.pjdata.com.au)

RWWA and provider are not responsible for the completeness or accuracy of any of the information contained herein, and makes no representations about its suitability for any purpose.

# Gloucester Park Race 8 Distance 2130m

Saturday, 12 December 2020

Gross Time: 2:39.20 MileRate: 2:00.30 LeadTime: 39.30s First Qtr: 32.50s Second Qtr: 30.90s Third Qtr: 28.00s Fourth Qtr: 28.50s

No Horse	Plc	Margin	Time	800Time (W)	400 Time (W)	Finish Position and metres gained from 800m
2 EUPHORIA	1	0.0m	2:39.20	56.50s (0)	28.50s (0)	0.0
1 MY DESIGN	2	3.7m	2:39.48	56.41s (0)	28.39s (0)	+1.3
3 CHANGINGOFTHEGUAR	3	4.9m	2:39.57	56.20s (0)	28.12s (0)	+4.3
6 MASTER LEIGHTON	4	6.4m	2:39.68	56.43s (1)	28.20s (1)	+1.0
4 BETTYS LASS	5	14.6m	2:40.29	57.30s (1)	29.10s (1)	-11.4
5 MISS VUNG TAU	6	16.7m	2:40.45	56.72s (0)	28.41s (0)	-3.1
7 BEIDERBECKE	7	24.0m	2:41.00	56.94s (0)	28.23s (0)	-6.2



Sectionals  
Powered by

**PJ HARNESS ANALYSER** **NEW**

Learn the power of sectionals

Check us out at [www.pjdata.com.au](http://www.pjdata.com.au)

RWWA and provider are not responsible for the completeness or accuracy of any of the information contained herein, and makes no representations about its suitability for any purpose.