

# Gloucester Park Race 1 Distance 2130m

Thursday, 24 December 2020

Gross Time: 2:30.80

MileRate: 1:54.00










LeadTime: 37.10s

First Qtr: 27.80s

Second Qtr: 28.00s


Third Qtr: 28.20s

Fourth Qtr: 29.70s

No Horse	Plc	Margin	Time	800Time (W)	400 Time (W)	Finish Position and metres gained from 800m	
12 MAGNIFICENT STORM	1	0.0m	2:30.80	57.70s (1)	29.70s (1)		+2.8
11 JASPERVELLABEACH	2	1.1m	2:30.89	57.16s (0)	28.61s (1)		+10.3
6 COPY N PACE	3	3.8m	2:31.10	56.43s (1)	28.19s (0)		+20.2
1 GARDYS LEGACY	4	7.3m	2:31.37	58.43s (0)	30.11s (0)		-7.3
5 ALTA BLUES	5	8.3m	2:31.45	57.91s (1)	29.50s (1)		-0.1
3 THE STARS ABOVE	6	10.1m	2:31.59	57.48s (0)	28.97s (1)		+5.9
2 THE IDEAL TOUCH	7	13.5m	2:31.85	57.43s (1)	29.21s (2)		+6.5
10 PRADASON	8	42.3m	2:34.09	60.43s (0)	31.72s (0)		-35.1
4 MANNING	9	86.8m	2:37.56	63.04s (1)	34.04s (1)		-71.4




Sectionals  
Powered by



**PJ HARNESS ANALYSER** NEW

Learn the power of sectionals

Check us out at [www.pjdata.com.au](http://www.pjdata.com.au)



RWWA and provider are not responsible for the completeness or accuracy of any of the information contained herein, and makes no representations about its suitability for any purpose.

# Gloucester Park Race 2 Distance 1730m

Thursday, 24 December 2020

Gross Time: 2:03.70

MileRate: 1:55.10







LeadTime: 8.00s

First Qtr: 28.40s

Second Qtr: 31.00s

Third Qtr: 29.10s

Fourth Qtr: 27.20s

No Horse	Plc	Margin	Time	800Time (W)	400 Time (W)	Finish Position and metres gained from 800m	
1 DIEGO	1	0.0m	2:03.70	56.30s (0)	27.20s (0)		0.0
2 ANTERO	2	2.6m	2:03.89	56.38s (1)	27.27s (1)		-1.2
10 PARMESAN	3	4.1m	2:03.99	56.29s (0)	27.18s (0)		+0.1
3 THE KRAKEN	4	8.8m	2:04.33	56.52s (1)	27.39s (1)		-3.2
7 LA SULEIMAN	5	55.9m	2:07.70	58.11s (0)	28.61s (0)		-25.9
6 MINSTREL	6	498.4m	2:39.40	73.68s (0)	35.21s (0)		-249



Sectionals  
Powered by



**PJ HARNESS ANALYSER** **NEW**

Learn the power of sectionals

Check us out at [www.pjdata.com.au](http://www.pjdata.com.au)



RWWA and provider are not responsible for the completeness or accuracy of any of the information contained herein, and makes no representations about its suitability for any purpose.

# Gloucester Park Race 3 Distance 2130m

Thursday, 24 December 2020

Gross Time: 2:32.30

MileRate: 1:55.10

LeadTime: 37.30s

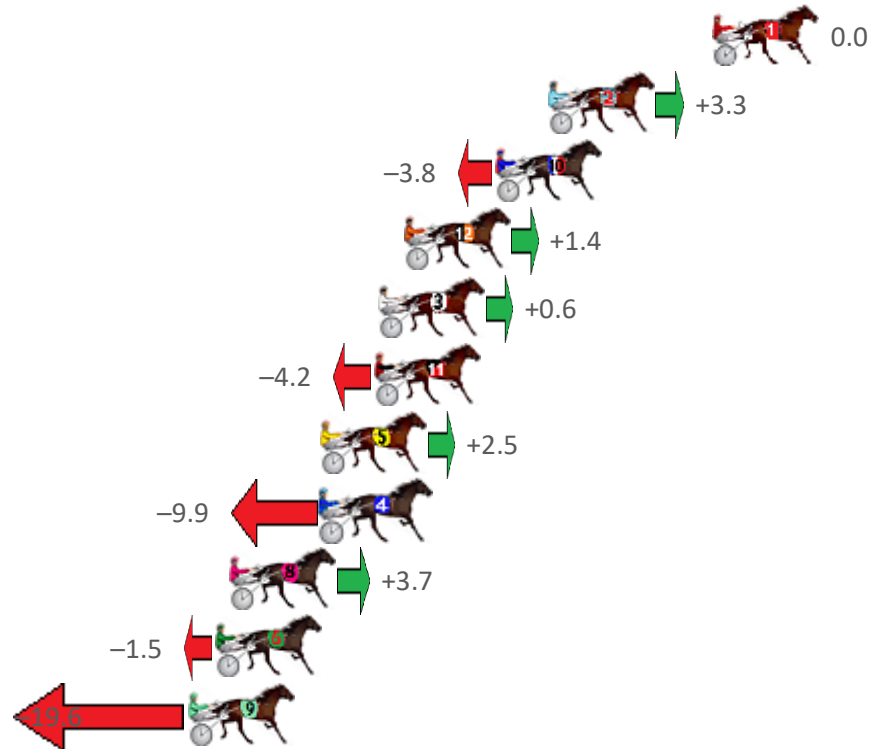
First Qtr: 29.30s

Second Qtr: 29.00s

Third Qtr: 28.10s

Fourth Qtr: 28.60s

No Horse	Plc	Margin	Time	800Time (W)	400 Time (W)	Finish Position and metres gained from 800m	
1 ROMAN AVIATOR	1	0.0m	2:32.30	56.70s	(0)	28.60s	(0)
2 BRACKEN SKY	2	6.5m	2:32.79	56.47s	(1)	28.07s	(1)
10 TWENTYNINE TWELVE	3	8.6m	2:32.95	56.97s	(0)	28.80s	(0)
12 EXTREME PRINCE	4	12.2m	2:33.22	56.60s	(0)	28.39s	(0)
3 ROCK ME OVER	5	13.2m	2:33.29	56.66s	(1)	28.26s	(1)
11 BE ON GUARD	6	13.4m	2:33.31	57.00s	(0)	28.77s	(0)
5 MARQUISARD	7	15.5m	2:33.46	56.52s	(0)	28.27s	(0)
4 LIAM NEIL	8	15.5m	2:33.46	57.40s	(1)	29.01s	(1)
8 TOUCH OF SUCCESS	9	19.1m	2:33.73	56.44s	(1)	28.19s	(0)
6 RABCHENKO	10	19.7m	2:33.78	56.81s	(1)	28.39s	(1)
9 SOKYS BIGBULLET	11	20.8m	2:33.86	58.08s	(1)	29.71s	(1)



Sectionals  
Powered by

**PJ HARNESS ANALYSER** **NEW**

Learn the power of sectionals

Check us out at [www.pjdata.com.au](http://www.pjdata.com.au)

**PJ Data**

RWWA and provider are not responsible for the completeness or accuracy of any of the information contained herein, and makes no representations about its suitability for any purpose.

# Gloucester Park Race 4 Distance 2536m

Thursday, 24 December 2020

Gross Time: 3:06.20 MileRate: 1:58.10 LeadTime: 69.80s First Qtr: 31.40s Second Qtr: 30.00s Third Qtr: 28.20s Fourth Qtr: 26.80s

No Horse	Plc	Margin	Time	800Time (W)	400 Time (W)	Finish Position and metres gained from 800m	
5 AMERICAN BRAVE	1	0.0m	3:06.20	55.00s	(0)	26.80s	(0)
2 SANGUE REALE	2	9.1m	3:06.84	55.33s	(0)	27.10s	(0)
1 DISCO UNDER FIRE	3	11.5m	3:07.01	55.21s	(0)	26.98s	(0)
10 BAD ROUND	4	19.2m	3:07.56	55.45s	(0)	27.20s	(0)
8 EUPHORIC MOMENT	5	20.9m	3:07.68	55.62s	(1)	27.90s	(2)
9 BETTOR BE OSCAR	6	25.7m	3:08.02	56.54s	(1)	28.21s	(1)
11 MAXIMUM DEMAND	7	27.3m	3:08.13	55.72s	(0)	27.46s	(0)
6 SARGE	8	36.0m	3:08.74	56.35s	(1)	28.36s	(2)
12 BEACH SKIPPER	9	36.3m	3:08.76	56.98s	(1)	28.51s	(1)



Sectionals  
Powered by

**PJ HARNESS ANALYSER** **NEW**

Learn the power of sectionals

Check us out at [www.pjdata.com.au](http://www.pjdata.com.au)

RWWA and provider are not responsible for the completeness or accuracy of any of the information contained herein, and makes no representations about its suitability for any purpose.

# Gloucester Park Race 5 Distance 2130m

Thursday, 24 December 2020

Gross Time: 2:35.20

MileRate: 1:57.30







LeadTime: 38.40s

First Qtr: 31.90s

Second Qtr: 29.80s

Third Qtr: 28.00s

Fourth Qtr: 27.10s

No Horse	Plc	Margin	Time	800Time (W)	400 Time (W)	Finish Position and metres gained from 800m		
1 PATRONUS STAR	1	0.0m	2:35.20	55.10s	(0)	27.10s	(0)	 0.0
3 PATRICKTHEPIRANHA	2	3.3m	2:35.44	55.13s	(1)	27.15s	(1)	-0.5 
10 BRAEVIEW BONDI	3	4.1m	2:35.49	55.08s	(0)	27.07s	(0)	+0.3 
9 VULTAN TIN	4	5.2m	2:35.57	54.98s	(1)	26.91s	(1)	+1.8 
5 CYCLONE BANNER	5	6.0m	2:35.63	54.92s	(0)	26.88s	(0)	+2.6 
7 WHOZIDEAWASTHIS	6	6.9m	2:35.69	54.67s	(0)	26.61s	(0)	+6.3 




Sectionals  
Powered by



**PJ HARNESS ANALYSER** **NEW**

Learn the power of sectionals

Check us out at [www.pjdata.com.au](http://www.pjdata.com.au)



RWWA and provider are not responsible for the completeness or accuracy of any of the information contained herein, and makes no representations about its suitability for any purpose.

# Gloucester Park Race 6 Distance 2536m

Thursday, 24 December 2020

Gross Time: 3:06.30

MileRate: 1:58.20










LeadTime: 69.20s

First Qtr: 30.40s

Second Qtr: 29.60s

Third Qtr: 28.00s

Fourth Qtr: 29.10s

No Horse	Plc	Margin	Time	800Time (W)	400 Time (W)	Finish Position and metres gained from 800m	
10 FREE TO AIR	1	0.0m	3:06.30	56.80s (0)	28.77s (0)		+4.2
1 A BOY NAMED ROSIE	2	3.6m	3:06.57	57.36s (0)	29.36s (0)		-3.6
4 MISTER ARDEE	3	4.9m	3:06.67	55.94s (1)	28.09s (2)		+5.1
3 TUAS DELIGHT	4	5.8m	3:06.74	56.32s (1)	28.12s (1)		+11.0
7 ALWAYS ARJAY	5	6.2m	3:06.77	56.63s (0)	28.67s (1)		+6.6
5 WALSH	6	6.5m	3:06.80	57.12s (1)	29.06s (1)		-0.3
11 ROCKNROLL WHITBY	7	10.4m	3:07.09	57.23s (0)	29.17s (0)		-1.8
12 MR KIWI	8	13.2m	3:07.31	57.91s (1)	29.94s (1)		-11.4
2 CROCODILE KID	9	19.4m	3:07.78	57.72s (1)	29.53s (2)		-8.8



Sectionals  
Powered by

**PJ HARNESS ANALYSER** **NEW**

Learn the power of sectionals

Check us out at [www.pjdata.com.au](http://www.pjdata.com.au)









RWWA and provider are not responsible for the completeness or accuracy of any of the information contained herein, and makes no representations about its suitability for any purpose.



# Gloucester Park Race 7 Distance 2096m

Thursday, 24 December 2020

Gross Time: 2:35.50 MileRate: 1:59.40 LeadTime: 39.00s First Qtr: 31.10s Second Qtr: 29.00s Third Qtr: 28.60s Fourth Qtr: 27.80s

No Horse	Plc	Margin	Time	800Time (W)	400 Time (W)	Finish Position and metres gained from 800m	
2 YES HES A LADIES MAN	1	0.0m	2:35.50	56.40s (0)	27.80s (0)	 0.0	
3 MAJOR ARTIST	2	5.5m	2:35.90	56.49s (0)	27.89s (0)	-1.3 	
8 TRIROYALE BRIGADE	3	6.5m	2:35.98	56.62s (1)	27.99s (1)	-3.1 	
9 THE LAST DROP	4	7.4m	2:36.04	56.39s (1)	27.76s (1)	+0.2 	
7 DOMINATE THE DOJO	5	11.2m	2:36.32	56.60s (0)	27.98s (0)	-2.8 	
6 JESSE ALLWOOD	6	13.0m	2:36.45	56.18s (1)	27.74s (2)	+3.2 	
4 PERLEE GATES	7	15.1m	2:36.60	56.63s (1)	28.00s (1)	-3.3 	
1 BETTOR PACK IT	8	15.6m	2:36.64	56.60s (0)	27.97s (0)	-2.8 	



Sectionals  
Powered by



**PJ HARNESS ANALYSER** **NEW**

Learn the power of sectionals

Check us out at [www.pjdata.com.au](http://www.pjdata.com.au)











RWWA and provider are not responsible for the completeness or accuracy of any of the information contained herein, and makes no representations about its suitability for any purpose.

# Gloucester Park Race 8 Distance 2130m

Thursday, 24 December 2020

Gross Time: 2:31.60 MileRate: 1:54.50 LeadTime: 37.50s First Qtr: 29.30s Second Qtr: 28.00s Third Qtr: 27.80s Fourth Qtr: 29.00s

No Horse	Plc	Margin	Time	800Time (W)	400 Time (W)	Finish Position and metres gained from 800m	
7 BALCATHERINE	1	0.0m	2:31.60	56.59s (1)	28.90s (1)		+3.0
2 QUEEN SHENANDOAH	2	2.7m	2:31.81	56.40s (0)	28.56s (0)		+5.7
4 VIVERE DAMORE	3	3.9m	2:31.90	57.08s (0)	29.28s (0)		-3.9
1 DELIGHTFULREACTION	4	5.6m	2:32.03	56.90s (0)	29.07s (0)		-1.4
6 TALKERUP	5	14.9m	2:32.73	56.93s (1)	28.82s (1)		-1.9
8 GOTTA GO GABBANA	6	16.8m	2:32.88	56.77s (1)	28.41s (0)		+0.4
3 RADIANT AMBER	7	18.8m	2:33.03	57.24s (0)	29.40s (0)		-6.2
5 MILEYS DESIRE	8	20.9m	2:33.19	57.08s (0)	29.24s (0)		-3.9



Sectionals  
Powered by



**PJ HARNESS ANALYSER** **NEW**

Learn the power of sectionals

Check us out at [www.pjdata.com.au](http://www.pjdata.com.au)



RWWA and provider are not responsible for the completeness or accuracy of any of the information contained herein, and makes no representations about its suitability for any purpose.



# Gloucester Park Race 9 Distance 2130m

Thursday, 24 December 2020

Gross Time: 2:34.10

MileRate: 1:56.40







LeadTime: 37.80s

First Qtr: 30.60s

Second Qtr: 29.90s


Third Qtr: 27.90s

Fourth Qtr: 27.90s

No Horse	Plc	Margin	Time	800Time (W)	400 Time (W)	Finish Position and metres gained from 800m	
4 HOWARD HUGHES	1	0.0m	2:34.10	55.66s (1)	27.79s (1)		+2.0
3 SHADOW ROLL	2	3.2m	2:34.33	55.59s (1)	27.72s (1)		+3.0
2 BABYFACE ADDA	3	3.5m	2:34.36	55.74s (0)	27.82s (0)		+0.9
6 WALTZINGWITHSIERRA	4	7.6m	2:34.66	55.61s (1)	27.73s (1)		+2.8
7 HENWOOD BAY	5	7.6m	2:34.66	55.73s (0)	27.82s (0)		+1.0
1 MISTA SHARK	6	8.0m	2:34.69	56.35s (0)	28.45s (0)		-8.0




Sectionals  
Powered by



**PJ HARNESS ANALYSER** **NEW**

Learn the power of sectionals

Check us out at [www.pjdata.com.au](http://www.pjdata.com.au)










RWWA and provider are not responsible for the completeness or accuracy of any of the information contained herein, and makes no representations about its suitability for any purpose.

# Gloucester Park Race 10 Distance 2130m

Thursday, 24 December 2020

Gross Time: 2:34.50 MileRate: 1:56.70 LeadTime: 37.10s First Qtr: 31.10s Second Qtr: 29.30s Third Qtr: 28.20s Fourth Qtr: 28.80s

No Horse	Plc	Margin	Time	800Time (W)	400 Time (W)	Finish Position and metres gained from 800m
7 AMERICAN ARMA	1	0.0m	2:34.50	56.79s (1)	28.67s (1)	 +3.0
6 RUMOUR HAS IT	2	2.6m	2:34.70	57.18s (0)	28.99s (0)	 -2.6
1 OUR SHOOTING STAR	3	3.3m	2:34.75	56.92s (0)	28.74s (0)	 +1.1
2 ADORE ME SOME MOR	4	9.8m	2:35.24	57.07s (0)	28.84s (0)	 -1.0
8 BLACK JACK BABY	5	12.8m	2:35.47	57.07s (1)	28.96s (2)	 -1.0
4 NOVEL APPROACH	6	14.2m	2:35.57	57.07s (0)	28.84s (0)	 -1.0
3 MINOR CATASTROPHE	7	50.0m	2:38.28	59.99s (1)	31.42s (1)	 -42.2



Sectionals  
Powered by

**PJ HARNESS ANALYSER** **NEW**

Learn the power of sectionals

Check us out at [www.pjdata.com.au](http://www.pjdata.com.au)

RWWA and provider are not responsible for the completeness or accuracy of any of the information contained herein, and makes no representations about its suitability for any purpose.