







# Gloucester Park Race 1 Distance 2130m

Monday, 28 December 2020

Gross Time: 2:42.00 MileRate: 2:02.40 LeadTime: 38.60s First Qtr: 31.60s Second Qtr: 30.10s Third Qtr: 30.20s Fourth Qtr: 31.50s

No Horse	Plc	Margin	Time	800Time (W)	400 Time (W)	Finish Position and metres gained from 800m
2 TEARS OF JOY	1	0.0m	2:42.00	61.70s (0)	31.50s (0)	 0.0
5 SUNNYS LITTLE JESTIC	2	5.4m	2:42.44	60.99s (1)	31.31s (2)	 +9.2
6 LIGHTNING CALDER	3	15.3m	2:43.26	62.81s (1)	32.37s (1)	 -14.5
3 HAMMERS LAW	4	23.0m	2:43.89	62.73s (1)	32.03s (1)	 -15.4
4 KELL ROAD KID	5	23.6m	2:43.94	62.88s (0)	32.60s (0)	 -15.4
1 WESHOULDBESOLUCKY	6	186.9m	2:57.38	66.83s (0)	34.39s (0)	 -67



Sectionals  
Powered by



**PJ HARNESS ANALYSER** **NEW**

Learn the power of sectionals

Check us out at [www.pjdata.com.au](http://www.pjdata.com.au)












RWWA and provider are not responsible for the completeness or accuracy of any of the information contained herein, and makes no representations about its suitability for any purpose.

# Gloucester Park Race 2 Distance 2130m

Monday, 28 December 2020

Gross Time: 2:35.70 MileRate: 1:57.70 LeadTime: 38.90s First Qtr: 30.90s Second Qtr: 29.30s Third Qtr: 28.20s Fourth Qtr: 28.40s

No Horse	Plc	Margin	Time	800Time (W)	400 Time (W)	Finish Position and metres gained from 800m
2 SHEZA BROMAC	1	0.0m	2:35.70	56.60s (0)	28.40s (0)	 0.0
10 ADVANCE YOUR DREA	2	5.4m	2:36.10	56.63s (1)	28.27s (1)	 -0.4
4 ROLLSOFFTHETONGUE	3	10.4m	2:36.48	56.66s (0)	28.30s (0)	 -0.8
7 PHAR FROM KALAHARI	4	12.5m	2:36.63	56.20s (0)	27.79s (1)	 +5.7
1 FAIRE LA FETE	5	13.8m	2:36.73	57.21s (0)	28.91s (0)	 -8.6
9 OUR AMAZING GRACE	6	14.4m	2:36.77	56.97s (1)	28.61s (1)	 -5.2
3 MISS LAMARR	7	16.6m	2:36.94	57.74s (1)	29.37s (1)	 -16.2
5 JESSIE JOAN	8	17.7m	2:37.02	56.87s (0)	28.45s (0)	 -3.9
8 BEJEWELLED	9	21.9m	2:37.33	56.56s (0)	28.28s (0)	 +0.5



Sectionals  
Powered by

**PJ HARNESS ANALYSER** **NEW**

Learn the power of sectionals

Check us out at [www.pjdata.com.au](http://www.pjdata.com.au)



RWWA and provider are not responsible for the completeness or accuracy of any of the information contained herein, and makes no representations about its suitability for any purpose.

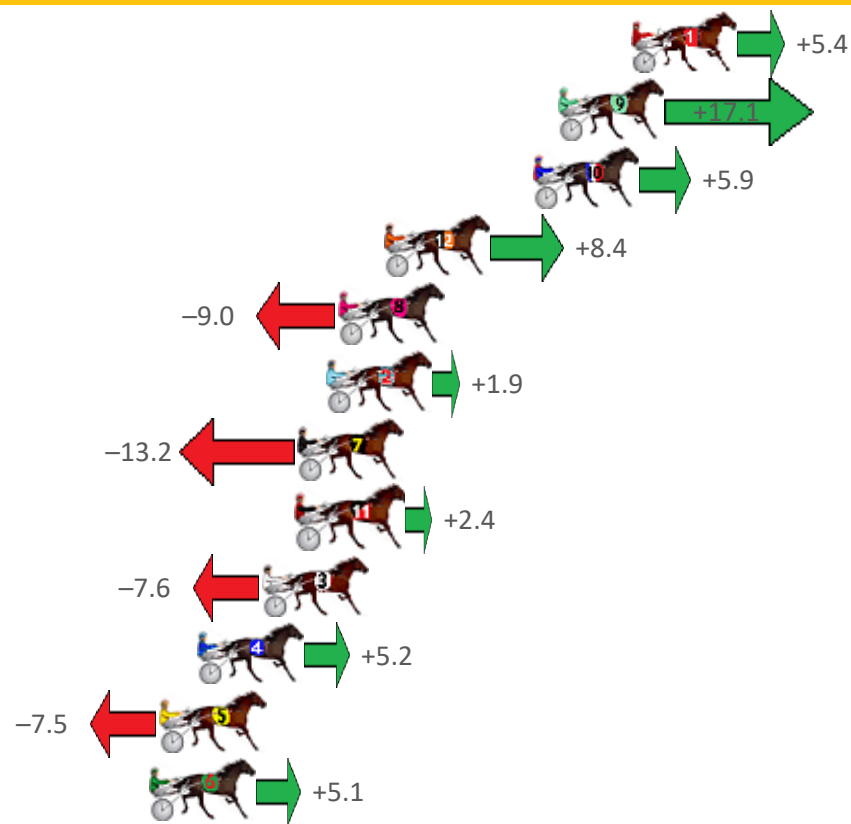
# Gloucester Park Race 3 Distance 2130m

Monday, 28 December 2020

Gross Time: 2:37.80 MileRate: 1:59.20 LeadTime: 37.20s First Qtr: 31.10s Second Qtr: 30.60s Third Qtr: 29.80s Fourth Qtr: 29.10s

No Horse	Plc	Margin	Time	800Time (W)	400 Time (W)
1 DESIDERIO	1	0.0m	2:37.80	58.50s (0)	28.80s (0)
9 NIKKI LOUISE	2	2.9m	2:38.02	57.65s (1)	29.18s (2)
10 ALTAS ANGEL	3	3.9m	2:38.10	58.47s (0)	28.75s (0)
12 NANCI ROSE	4	9.8m	2:38.55	58.29s (0)	28.42s (1)
8 THE BATMOBILE	5	11.6m	2:38.69	59.56s (1)	29.87s (1)
2 SAX PLAYER	6	12.1m	2:38.72	58.76s (0)	28.99s (0)
7 REMIT ME WHITBY	7	13.2m	2:38.81	59.87s (0)	30.05s (0)
11 GOOD DAY SUNSHINE	8	13.2m	2:38.81	58.72s (1)	29.17s (1)
3 SONO ABRUZZESE	9	14.6m	2:38.91	59.46s (1)	29.64s (1)
4 MISSION GLORY	10	17.2m	2:39.11	58.52s (0)	28.65s (0)
5 IM DRINKINDOUBLES	11	18.7m	2:39.23	59.45s (1)	29.80s (2)
6 MY DESIGN	12	19.1m	2:39.26	58.53s (1)	29.99s (3)

## Finish Position and metres gained from 800m



Sectionals  
Powered by

**PJ HARNESS ANALYSER** **NEW**

Learn the power of sectionals

Check us out at [www.pjdata.com.au](http://www.pjdata.com.au)















RWWA and provider are not responsible for the completeness or accuracy of any of the information contained herein, and makes no representations about its suitability for any purpose.

# Gloucester Park Race 4 Distance 2130m

Monday, 28 December 2020

Gross Time: 2:32.90 MileRate: 1:55.50 LeadTime: 35.90s First Qtr: 29.40s Second Qtr: 28.60s Third Qtr: 29.80s Fourth Qtr: 29.20s

No Horse	Plc	Margin	Time	800Time (W)	400 Time (W)	Finish Position and metres gained from 800m
12 ALTA CINDERELLA	1	0.0m	2:32.90	57.45s (2)	29.20s (1)	 +21.2
11 LIVY JAY	2	9.6m	2:33.64	58.52s (2)	28.98s (3)	 +6.6
6 HENGHENG	3	10.5m	2:33.70	58.92s (2)	29.16s (2)	 +1.1
10 PIVOTAL	4	29.1m	2:35.13	60.53s (0)	30.73s (1)	 -20.9
7 SHES ALL STAR	5	30.8m	2:35.26	59.88s (0)	29.88s (0)	 -12.0
9 GENERAL JOLT	6	37.6m	2:35.78	58.84s (0)	29.88s (1)	 +2.2
2 CYBER STORM	7	47.5m	2:36.54	61.43s (0)	31.43s (0)	 -33.1
3 BEALAWYER	8	56.1m	2:37.20	61.90s (1)	31.49s (2)	 -39.5
5 JUSTLIKE TURBO	9	56.7m	2:37.24	60.21s (1)	30.75s (1)	 -16.5
1 BEEJAYS STAR	10	74.3m	2:38.59	64.45s (0)	34.06s (0)	 -74.3
8 CHOPPING BLOCK	11	78.7m	2:38.93	62.20s (0)	32.56s (0)	 -43.7
4 AUSSIE EDITION	12	85.7m	2:39.46	64.48s (1)	33.74s (1)	 -74.7




Sectionals  
Powered by



**PJ HARNESS ANALYSER** **NEW**

Learn the power of sectionals

Check us out at [www.pjdata.com.au](http://www.pjdata.com.au)



RWWA and provider are not responsible for the completeness or accuracy of any of the information contained herein, and makes no representations about its suitability for any purpose.

# Gloucester Park Race 5 Distance 2536m

Monday, 28 December 2020

Gross Time: 3:06.90 MileRate: 1:58.60 LeadTime: 66.00s First Qtr: 30.80s Second Qtr: 29.90s Third Qtr: 30.30s Fourth Qtr: 29.90s

No Horse	Plc	Margin	Time	800Time (W)	400 Time (W)	Finish Position and metres gained from 800m
7 DIVINIA BELLEZZA	1	0.0m	3:06.90	58.66s (1)	29.54s (3)	
10 WOODLEA RAGNAR	2	2.6m	3:07.10	59.20s (1)	29.13s (2)	
6 THE CODE BREAKER	3	3.8m	3:07.20	59.95s (1)	29.90s (2)	
12 HEADLINE ACT	4	4.4m	3:07.24	59.66s (1)	29.63s (2)	
5 BURNING RUBBER	5	8.9m	3:07.60	59.85s (0)	29.73s (0)	
11 BETABEEASY	6	9.5m	3:07.64	60.70s (1)	30.50s (1)	
1 TEPELO STAR	7	10.0m	3:07.68	59.60s (0)	29.26s (0)	
2 BATAVIA SILVERLINE	8	10.9m	3:07.75	60.34s (0)	30.12s (1)	
9 KURAI KAGE	9	13.4m	3:07.95	61.20s (0)	30.90s (0)	
8 LIVE LIFE FAST	10	16.4m	3:08.18	59.75s (0)	29.78s (1)	
4 CHANGE OF ADDRESS	11	18.9m	3:08.38	61.26s (0)	30.96s (0)	



Sectionals  
Powered by

**PJ HARNESS ANALYSER** **NEW**

Learn the power of sectionals

Check us out at [www.pjdata.com.au](http://www.pjdata.com.au)



RWWA and provider are not responsible for the completeness or accuracy of any of the information contained herein, and makes no representations about its suitability for any purpose.

# Gloucester Park Race 6 Distance 2130m

Monday, 28 December 2020

Gross Time: 2:33.30 MileRate: 1:55.80 LeadTime: 37.10s First Qtr: 30.40s Second Qtr: 30.30s Third Qtr: 27.60s Fourth Qtr: 27.90s

No Horse	Plc	Margin	Time	800Time (W)	400 Time (W)	Finish Position and metres gained from 800m
1 EUPHORIA	1	0.0m	2:33.30	55.50s (0)	27.90s (0)	0.0
8 SEE YA WRITE	2	0.4m	2:33.33	55.32s (1)	27.86s (1)	+2.6
10 CHANGINGOFTHEGUAR	3	5.3m	2:33.69	55.56s (0)	27.96s (0)	-0.9
12 OUR MISTA KALLE	4	6.9m	2:33.81	55.37s (0)	27.71s (0)	+1.9
6 RICHIE REACTOR	5	14.0m	2:34.33	55.93s (1)	28.40s (1)	-6.2
11 MATAI GEORDIE	6	14.7m	2:34.38	55.40s (2)	28.43s (2)	+1.5
5 CORDERO	7	16.2m	2:34.49	55.78s (1)	28.23s (1)	-4.0
7 MISS VUNG TAU	8	18.0m	2:34.62	55.79s (0)	28.14s (0)	-4.2
2 BETTYS LASS	9	19.9m	2:34.76	55.71s (1)	28.20s (1)	-3.1
9 TRADIE	10	20.4m	2:34.80	55.60s (0)	27.97s (0)	-1.4
3 GLOWING REPORT	11	31.9m	2:35.64	56.21s (1)	28.30s (0)	-10.3
4 OUR BIG SLOW	12	34.0m	2:35.79	56.38s (2)	28.41s (1)	-12.8



Sectionals  
Powered by

**PJ HARNESS ANALYSER** **NEW**

Learn the power of sectionals

Check us out at [www.pjdata.com.au](http://www.pjdata.com.au)

RWWA and provider are not responsible for the completeness or accuracy of any of the information contained herein, and makes no representations about its suitability for any purpose.

# Gloucester Park Race 7 Distance 2130m

Monday, 28 December 2020

Gross Time: 2:33.20 MileRate: 1:55.80 LeadTime: 36.00s First Qtr: 29.00s Second Qtr: 29.20s Third Qtr: 28.50s Fourth Qtr: 30.50s

No Horse	Plc	Margin	Time	800Time (W)	400 Time (W)	Finish Position and metres gained from 800m
4 IDEAL INVESTMENT	1	0.0m	2:33.20	58.33s (0)	29.88s (1)	+9.2
1 DESTINED TO RULE	2	5.5m	2:33.64	58.39s (0)	30.07s (2)	+8.3
3 STAR ARMBRO	3	5.7m	2:33.65	59.07s (0)	30.63s (1)	-0.9
12 CARRAMAR PHILEMON	4	6.9m	2:33.75	57.35s (1)	29.36s (1)	+22.5
10 MACHLANI	5	8.5m	2:33.88	58.29s (0)	30.25s (0)	+9.7
9 ACE BROMAC	6	9.4m	2:33.95	58.78s (1)	29.97s (1)	+3.0
11 CARUBA	7	12.3m	2:34.18	58.13s (0)	29.99s (0)	+11.9
5 SALEAHS COMAND	8	12.8m	2:34.22	59.94s (0)	31.46s (0)	-12.8
8 HEEZ ABOUT TO ROCK	9	19.5m	2:34.76	59.89s (1)	30.80s (2)	-12.1
6 JACK WILLIAM	10	21.9m	2:34.95	60.17s (2)	30.45s (2)	-15.9
7 TELLMETOATTACK	11	22.2m	2:34.97	60.54s (1)	32.18s (1)	-21.0



Sectionals  
Powered by

**PJ HARNESS ANALYSER** **NEW**

Learn the power of sectionals













Check us out at [www.pjdata.com.au](http://www.pjdata.com.au)

RWWA and provider are not responsible for the completeness or accuracy of any of the information contained herein, and makes no representations about its suitability for any purpose.

# Gloucester Park Race 8 Distance 2130m

Monday, 28 December 2020

Gross Time: 2:32.60 MileRate: 1:55.30 LeadTime: 34.90s First Qtr: 30.00s Second Qtr: 29.50s Third Qtr: 28.80s Fourth Qtr: 29.40s

No Horse	Plc	Margin	Time	800Time (W)	400 Time (W)	Finish Position and metres gained from 800m
7 LAWRENCE	1	0.0m	2:32.60	57.95s (1)	29.22s (1)	 +3.4
10 IAM LAMBROS	2	1.3m	2:32.70	57.66s (0)	28.98s (1)	 +7.5
2 JESSE ALLWOOD	3	1.8m	2:32.74	57.03s (1)	29.15s (2)	 +16.0
11 WALTZINGWITHSIERRA	4	3.5m	2:32.87	56.83s (1)	28.91s (2)	 +18.9
12 MIRACLE MOOSE	5	6.8m	2:33.12	56.71s (1)	29.15s (3)	 +20.6
1 BETTOR BE LIVELY	6	8.0m	2:33.22	58.45s (0)	29.63s (0)	 -3.4
5 DEEORSE	7	8.9m	2:33.29	56.51s (1)	28.92s (1)	 +23.3
4 WATTABOUT RIOLI	8	10.8m	2:33.43	58.98s (0)	30.19s (0)	 -10.8
6 IM ROCKNROLL MAGIC	9	13.6m	2:33.65	56.46s (1)	28.74s (0)	 +24.0
3 BAPTISM OF FIRE	10	18.0m	2:33.99	58.55s (0)	29.79s (0)	 -4.8
9 SKYLINE TRAIL	11	83.9m	2:39.07	62.39s (0)	32.90s (0)	 -57.9
8 HEZ A CHANCE	12	179.9m	2:46.47	69.68s (0)	39.87s (1)	 -158.0



Sectionals  
Powered by

**PJ HARNESS ANALYSER** **NEW**

Learn the power of sectionals

Check us out at [www.pjdata.com.au](http://www.pjdata.com.au)



RWWA and provider are not responsible for the completeness or accuracy of any of the information contained herein, and makes no representations about its suitability for any purpose.



# Gloucester Park Race 9 Distance 2130m

Monday, 28 December 2020

Gross Time: 2:33.70 MileRate: 1:56.20 LeadTime: 36.30s First Qtr: 30.10s Second Qtr: 30.60s Third Qtr: 29.00s Fourth Qtr: 27.70s

No Horse	Plc	Margin	Time	800Time (W)	400 Time (W)	Finish Position and metres gained from 800m
8 JUSTASEC	1	0.0m	2:33.70	56.57s (1)	27.55s (1)	
1 TAROONA BROMAC	2	3.3m	2:33.94	56.93s (0)	27.93s (0)	
6 KILOWATT KID	3	5.5m	2:34.10	56.64s (1)	27.62s (1)	
2 JILLIBY JAKE	4	7.4m	2:34.24	56.93s (0)	27.92s (0)	
3 TARSAO	5	14.7m	2:34.77	57.14s (0)	28.09s (0)	
4 OUR PERKINS	6	14.8m	2:34.78	56.86s (0)	27.67s (1)	
5 TANAKA EAGLE	7	20.3m	2:35.18	57.37s (1)	28.34s (1)	
7 THEREUGO	8	31.2m	2:35.97	57.81s (1)	28.82s (2)	



Sectionals  
Powered by

**PJ HARNESS ANALYSER** **NEW**

Learn the power of sectionals

Check us out at [www.pjdata.com.au](http://www.pjdata.com.au)

RWWA and provider are not responsible for the completeness or accuracy of any of the information contained herein, and makes no representations about its suitability for any purpose.