

Gloucester Park Race 1 Distance 2536m

Friday, 8 January 2021

Gross Time: 3:05.20 MileRate: 1:57.50 LeadTime: 67.90s First Qtr: 29.70s Second Qtr: 29.60s Third Qtr: 28.30s Fourth Qtr: 29.70s

No Horse	Plc	Margin	Time	800Time (W)	400 Time (W)	Finish Position and metres gained from 800m
12 ANTERO	1	0.0m	3:05.20	57.70s (1)	29.33s (2)	+4.2
7 POCKET THE CASH	2	0.1m	3:05.21	57.37s (1)	28.98s (1)	+8.7
4 ROLL WITH ME	3	2.3m	3:05.38	58.17s (1)	29.80s (1)	-2.3
2 DIAMOND LIFE	4	6.9m	3:05.74	58.18s (0)	29.86s (0)	-2.5
3 RADIANT AMBER	5	13.5m	3:06.25	58.96s (0)	30.70s (0)	-13.3
1 LA SULEIMAN	6	16.6m	3:06.49	58.58s (0)	30.02s (0)	-8.0
8 THE CHEDDARNATOR	7	17.1m	3:06.53	58.24s (1)	29.83s (1)	-3.3
11 MILEYS DESIRE	8	22.7m	3:06.97	58.68s (0)	30.15s (0)	-9.5
6 BETTOR FINISH	9	41.3m	3:08.41	57.37s (0)	29.94s (0)	+8.7



Sectionals
Powered by

PJ HARNESS ANALYSER **NEW**

Learn the power of sectionals

Check us out at www.pjdata.com.au

RWWA and provider are not responsible for the completeness or accuracy of any of the information contained herein, and makes no representations about its suitability for any purpose.

Gloucester Park Race 2 Distance 2130m

Friday, 8 January 2021

Gross Time: 2:37.60 MileRate: 1:59.00 LeadTime: 39.10s First Qtr: 31.40s Second Qtr: 30.30s Third Qtr: 28.50s Fourth Qtr: 28.30s

No Horse	Plc	Margin	Time	800Time (W)	400 Time (W)	Finish Position and metres gained from 800m
1 JACK WILLIAM	1	0.0m	2:37.60	56.80s (0)	28.30s (0)	0.0
5 BETTOR BE OSCAR	2	0.5m	2:37.64	56.65s (1)	28.10s (1)	+2.1
10 MR KIWI	3	4.6m	2:37.94	56.81s (0)	28.22s (0)	-0.2
6 ALWAYS ARJAY	4	7.8m	2:38.18	56.86s (1)	28.30s (1)	-0.8
2 ROCKNROLL WHITBY	5	10.8m	2:38.40	56.96s (0)	28.34s (0)	-2.2
9 TUAS DELIGHT	6	14.7m	2:38.69	56.54s (0)	27.93s (0)	+3.7
3 BROOKIES JET	7	16.9m	2:38.86	57.10s (0)	28.53s (1)	-4.3
4 FORGOTTEN HIGHWAY	8	273.9m	2:57.97	75.35s (1)	46.11s (2)	-262.



Sectionals
Powered by

PJ HARNESS ANALYSER **NEW**

Learn the power of sectionals

Check us out at www.pjdata.com.au



RWWA and provider are not responsible for the completeness or accuracy of any of the information contained herein, and makes no representations about its suitability for any purpose.

Gloucester Park Race 3 Distance 2130m

Friday, 8 January 2021

Gross Time: 2:36.10 MileRate: 1:57.90 LeadTime: 38.90s First Qtr: 30.40s Second Qtr: 30.50s Third Qtr: 28.30s Fourth Qtr: 28.00s

No Horse	Plc	Margin	Time	800Time (W)	400 Time (W)	Finish Position and metres gained from 800m
1 THE LAST DROP	1	0.0m	2:36.10	56.30s (0)	28.00s (0)	0.0
2 BLACK JACK ZAC	2	7.2m	2:36.63	56.43s (1)	28.14s (2)	-1.8
3 MACHLANI	3	8.1m	2:36.70	56.18s (1)	27.88s (1)	+1.7
10 BAYLAN JETT	4	8.7m	2:36.74	56.57s (0)	28.31s (0)	-3.9
8 QUICK STRIDE	5	10.9m	2:36.90	56.08s (1)	27.77s (1)	+3.1
5 IDEAL INVESTMENT	6	14.1m	2:37.14	56.64s (0)	28.36s (0)	-4.9
9 POWER AND GRACE	7	16.5m	2:37.31	56.11s (1)	27.85s (0)	+2.7
6 ALLWOODS ROCKNROL	8	18.8m	2:37.48	56.69s (0)	28.36s (0)	-5.6
7 RABCHENKO	9	41.0m	2:39.12	59.10s (1)	30.53s (1)	-40.0



Sectionals
Powered by

PJ HARNESS ANALYSER **NEW**

Learn the power of sectionals

Check us out at www.pjdata.com.au









RWWA and provider are not responsible for the completeness or accuracy of any of the information contained herein, and makes no representations about its suitability for any purpose.

Gloucester Park Race 4 Distance 2130m

Friday, 8 January 2021

Gross Time: 2:30.90 MileRate: 1:54.00 LeadTime: 35.90s First Qtr: 29.60s Second Qtr: 28.80s Third Qtr: 27.80s Fourth Qtr: 28.80s

No Horse	Plc	Margin	Time	800Time (W)	400 Time (W)	Finish Position and metres gained from 800m
1 TALKTOMEURMATTJES	1	0.0m	2:30.90	56.60s (0)	28.80s (0)	 0.0
2 WHOZIDEAWASTHIS	2	14.8m	2:32.02	54.64s (0)	27.45s (0)	 +27.8
4 OUR JIMMY JOHNSTON	3	21.8m	2:32.55	54.84s (0)	27.47s (0)	 +25.0
5 THEREUGO	4	30.4m	2:33.20	55.14s (0)	27.67s (0)	 +20.8
8 ROMAN AVIATOR	5	32.8m	2:33.38	54.71s (1)	27.87s (1)	 +26.8
7 GRAN CHICO	6	34.7m	2:33.52	55.16s (1)	28.32s (1)	 +20.5



Sectionals
Powered by



PJ HARNESS ANALYSER **NEW**

Learn the power of sectionals

Check us out at www.pjdata.com.au



RWWA and provider are not responsible for the completeness or accuracy of any of the information contained herein, and makes no representations about its suitability for any purpose.

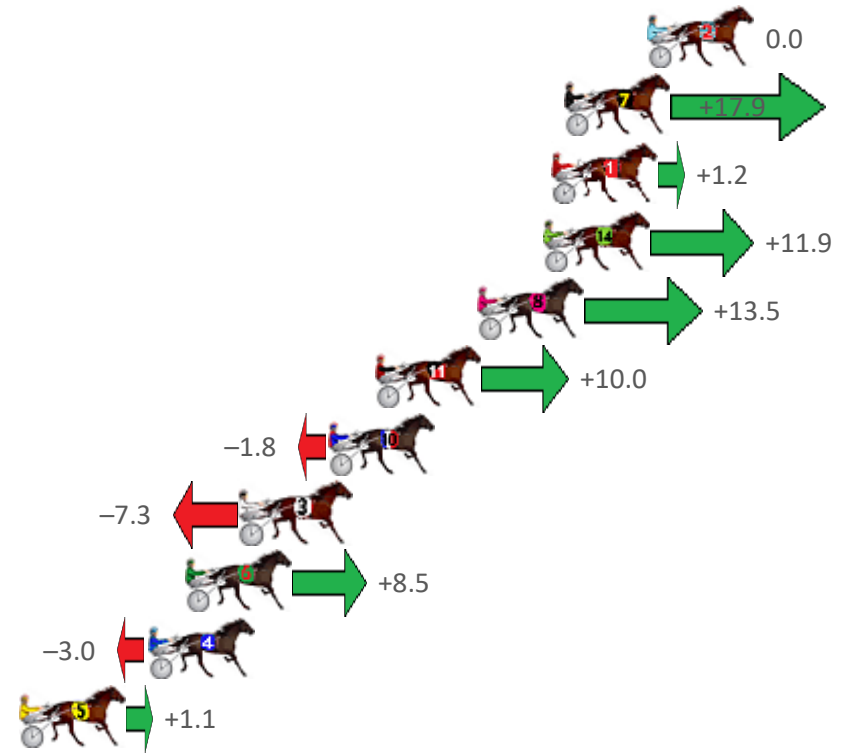
Gloucester Park Race 5 Distance 1730m

Friday, 8 January 2021

Gross Time: 2:00.90 MileRate: 1:52.40 LeadTime: 8.80s First Qtr: 26.60s Second Qtr: 28.20s Third Qtr: 27.90s Fourth Qtr: 29.40s

No Horse	Plc	Margin	Time	800Time (W)	400 Time (W)
2 BLETCHLEY PARK	1	0.0m	2:00.90	57.30s (0)	29.40s (0)
7 VULTAN TIN	2	3.3m	2:01.15	56.03s (2)	28.40s (2)
1 CANT REFUSE	3	3.8m	2:01.19	57.21s (0)	29.05s (0)
14 SIMBA BROMAC	4	4.1m	2:01.22	56.45s (0)	28.43s (0)
8 THATS PERFECT	5	6.7m	2:01.42	56.34s (0)	28.30s (0)
11 STROKE OF LUCK	6	10.8m	2:01.73	56.59s (1)	28.26s (0)
10 ARGYLE RED	7	12.6m	2:01.87	57.43s (0)	29.33s (1)
3 BALCATHERINE	8	16.1m	2:02.14	57.82s (1)	29.23s (1)
6 GALACTIC STAR	9	18.3m	2:02.31	56.69s (2)	28.75s (1)
4 DIEGO	10	19.8m	2:02.43	57.51s (2)	29.20s (2)
5 BRACKEN SKY	11	24.9m	2:02.82	57.22s (1)	28.79s (1)

Finish Position and metres gained from 800m



Sectionals
Powered by












RWWA and provider are not responsible for the completeness or accuracy of any of the information contained herein, and makes no representations about its suitability for any purpose.

Gloucester Park Race 6 Distance 2130m

Friday, 8 January 2021

Gross Time: 2:35.50 MileRate: 1:57.50 LeadTime: 37.50s First Qtr: 30.10s Second Qtr: 29.60s Third Qtr: 28.90s Fourth Qtr: 29.40s

No Horse	Plc	Margin	Time	800Time (W)	400 Time (W)	Finish Position and metres gained from 800m
5 WALSH	1	0.0m	2:35.50	57.87s (1)	29.17s (2)	 +6.0
9 CARRERA MACH	2	0.1m	2:35.51	56.89s (1)	28.84s (2)	 +19.5
8 IM ROCKNROLL MAGIC	3	2.5m	2:35.69	57.39s (2)	29.36s (3)	 +12.5
3 BEACH SKIPPER	4	6.3m	2:35.99	58.76s (0)	29.86s (0)	 -6.3
7 CAULONIA ARTY	5	8.5m	2:36.16	57.96s (0)	28.95s (1)	 +4.7
6 TWOANDAHALF TIGERS	6	10.4m	2:36.30	58.29s (1)	29.50s (1)	 +0.2
4 MARQUISARD	7	13.2m	2:36.52	59.13s (1)	30.15s (1)	 -11.4
1 HEEZ ABOUT TO ROCK	8	16.8m	2:36.80	59.18s (0)	30.15s (0)	 -12.2
2 BAPTISM OF FIRE	9	21.4m	2:37.15	59.20s (0)	30.15s (0)	 -12.4



Sectionals
Powered by



PJ HARNESS ANALYSER **NEW**

Learn the power of sectionals

Check us out at www.pjdata.com.au



RWWA and provider are not responsible for the completeness or accuracy of any of the information contained herein, and makes no representations about its suitability for any purpose.

Gloucester Park Race 7 Distance 2130m

Friday, 8 January 2021

Gross Time: 2:32.80 MileRate: 1:55.50 LeadTime: 36.60s First Qtr: 30.20s Second Qtr: 28.70s Third Qtr: 28.10s Fourth Qtr: 29.20s

No Horse	Plc	Margin	Time	800Time (W)	400 Time (W)	Finish Position and metres gained from 800m
2 WALTZINGWITHSIERRA	1	0.0m	2:32.80	56.76s (1)	29.20s (1)	+7.6
8 VIVERE DAMORE	2	10.9m	2:33.63	56.77s (1)	29.09s (2)	+7.5
7 SOMEBEACHPARTY	3	11.1m	2:33.65	57.35s (2)	29.44s (2)	-0.7
3 DELIGHTFULREACTION	4	13.4m	2:33.83	57.24s (1)	29.45s (1)	+0.8
5 QUEEN SHENANDOAH	5	15.1m	2:33.96	57.52s (0)	29.34s (0)	-3.1
6 TIFFANY ROSE	6	15.5m	2:33.99	57.22s (0)	29.06s (0)	+1.1
4 MILLWOOD GUCCI	7	16.0m	2:34.03	58.44s (0)	30.16s (0)	-16.0
1 SUZIES GEM	8	21.8m	2:34.47	58.55s (0)	30.17s (0)	-17.6



Sectionals
Powered by

PJ HARNESS ANALYSER **NEW**

Learn the power of sectionals

Check us out at www.pjdata.com.au



RWWA and provider are not responsible for the completeness or accuracy of any of the information contained herein, and makes no representations about its suitability for any purpose.

Gloucester Park Race 8 Distance 2130m

Friday, 8 January 2021

Gross Time: 2:35.00 MileRate: 1:57.10 LeadTime: 35.40s First Qtr: 31.90s Second Qtr: 30.20s Third Qtr: 28.80s Fourth Qtr: 28.70s

No Horse	Plc	Margin	Time	800Time (W)	400 Time (W)	Finish Position and metres gained from 800m
8 THE KRAKEN	1	0.0m	2:35.00	57.50s (0)	28.70s (0)	0.0
4 DOMINATE THE DOJO	2	2.4m	2:35.18	57.36s (0)	28.56s (0)	+2.0
7 BAD ROUND	3	5.1m	2:35.38	57.05s (1)	28.24s (1)	+6.3
1 VALBONNE	4	6.3m	2:35.47	57.32s (0)	28.51s (0)	+2.5
6 SHADOW ROLL	5	8.8m	2:35.66	57.93s (1)	29.11s (1)	-6.0
2 JILLIBY JAKE	6	14.5m	2:36.09	57.61s (0)	28.76s (0)	-1.5
5 MACHS GOLD	7	40.1m	2:38.02	59.84s (1)	31.05s (1)	-32.7
3 TARSAO	8	109.5m	2:43.25	63.87s (0)	32.23s (0)	-89.1



Sectionals
Powered by

PJ HARNESS ANALYSER **NEW**

Learn the power of sectionals

Check us out at www.pjdata.com.au



RWWA and provider are not responsible for the completeness or accuracy of any of the information contained herein, and makes no representations about its suitability for any purpose.

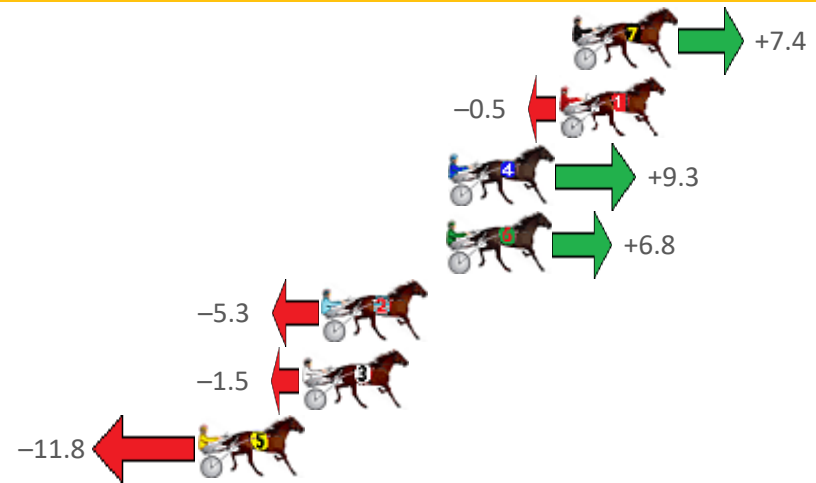
Gloucester Park Race 9 Distance 2536m

Friday, 8 January 2021

Gross Time: 3:08.50 MileRate: 1:59.60 LeadTime: 71.10s First Qtr: 30.90s Second Qtr: 30.10s Third Qtr: 28.30s Fourth Qtr: 28.10s

No Horse	Plc	Margin	Time	800Time (W)	400 Time (W)
7 BLUE BLAZER	1	0.0m	3:08.50	55.88s (1)	27.67s (1)
1 ROCK ME OVER	2	0.5m	3:08.54	56.44s (0)	28.13s (0)
4 CORDERO	3	4.9m	3:08.86	55.75s (0)	27.45s (0)
6 MISTER ARDEE	4	5.0m	3:08.87	55.92s (1)	27.72s (1)
2 TWENTYNINE TWELVE	5	9.9m	3:09.23	56.77s (0)	28.47s (0)
3 SANGUE REALE	6	10.7m	3:09.29	56.51s (0)	28.20s (0)
5 ONE FOR DAVE ANDME	7	14.8m	3:09.59	57.23s (1)	28.98s (1)

Finish Position and metres gained from 800m



Sectionals
Powered by

PJ HARNESS ANALYSER **NEW**
Learn the power of sectionals
Check us out at www.pjdata.com.au



RWWA and provider are not responsible for the completeness or accuracy of any of the information contained herein, and makes no representations about its suitability for any purpose.