

# Gloucester Park Race 1 Distance 2130m

Tuesday, 12 January 2021

Gross Time: 2:34.60

MileRate: 1:56.80












LeadTime: 37.70s

First Qtr: 30.20s

Second Qtr: 29.00s

Third Qtr: 27.80s

Fourth Qtr: 29.90s

No Horse	Plc	Margin	Time	800Time (W)	400 Time (W)	Finish Position and metres gained from 800m
11 THE GOOD LIFE	1	0.0m	2:34.60	57.60s (1)	29.75s (1)	 +1.4
4 STAR OF WILLOUGHBY	2	6.3m	2:35.09	57.08s (1)	28.91s (2)	 +8.7
2 OUR SHELLEY BEACH	3	7.0m	2:35.15	58.20s (0)	30.42s (0)	 -7.0
1 SQUEEZEME PLEASEME	4	9.8m	2:35.37	58.03s (0)	29.81s (0)	 -4.6
8 BEAT THE BANK	5	13.5m	2:35.66	58.21s (1)	29.91s (1)	 -7.1
10 CARABAO	6	15.3m	2:35.80	57.42s (1)	29.15s (2)	 +3.9
7 THE SWISS MAESTRO	7	19.6m	2:36.14	58.03s (0)	29.74s (1)	 -4.6
6 RICH AMERICAN	8	19.6m	2:36.14	57.43s (1)	29.17s (1)	 +3.8
3 FOLLOW THE GOLD	9	24.3m	2:36.50	58.70s (0)	30.23s (0)	 -13.9
9 ROCK ON THE BEACH	10	61.1m	2:39.39	60.19s (2)	32.05s (2)	 -34.7
5 LETS GET MESSI	11	68.8m	2:39.99	61.86s (1)	33.87s (2)	 -58.0



Sectionals  
Powered by

**PJ HARNESS ANALYSER** **NEW**

Learn the power of sectionals

Check us out at [www.pjdata.com.au](http://www.pjdata.com.au)

RWWA and provider are not responsible for the completeness or accuracy of any of the information contained herein, and makes no representations about its suitability for any purpose.

# Gloucester Park Race 2 Distance 2130m

Tuesday, 12 January 2021

Gross Time: 2:34.80

MileRate: 1:57.00










LeadTime: 35.90s

First Qtr: 30.60s

Second Qtr: 29.90s

Third Qtr: 28.40s

Fourth Qtr: 30.00s

No Horse	Plc	Margin	Time	800Time (W)	400 Time (W)	Finish Position and metres gained from 800m		
8 OUR MISTA KALLE	1	0.0m	2:34.80	57.65s	(1)	29.00s	(2)	 +10.4
6 ARISTOCRATIC STAR	2	1.1m	2:34.89	58.02s	(1)	29.87s	(1)	 +5.3
1 ROCKINTHEBOX	3	1.4m	2:34.91	58.17s	(0)	29.61s	(0)	 +3.2
7 MACZ BROTHER	4	2.1m	2:34.97	57.46s	(1)	28.83s	(2)	 +12.9
2 HERE COMES SHARKIE	5	5.8m	2:35.26	58.17s	(0)	29.52s	(0)	 +3.2
5 IDEAL EXTRA	6	8.2m	2:35.44	58.86s	(1)	29.84s	(1)	 -6.4
3 TRADIE	7	11.4m	2:35.70	59.23s	(0)	30.85s	(0)	 -11.4
4 ARDENS WINSTAR	8	18.0m	2:36.21	58.70s	(0)	30.00s	(1)	 -4.2
9 THE CODE BREAKER	9	20.9m	2:36.44	58.61s	(2)	30.37s	(3)	 -2.9



Sectionals  
Powered by

**PJ HARNESS ANALYSER** **NEW**

Learn the power of sectionals

Check us out at [www.pjdata.com.au](http://www.pjdata.com.au)

**PJ Data**

RWWA and provider are not responsible for the completeness or accuracy of any of the information contained herein, and makes no representations about its suitability for any purpose.

# Gloucester Park Race 3 Distance 2130m

Tuesday, 12 January 2021

Gross Time: 2:33.20

MileRate: 1:55.80












LeadTime: 35.20s

First Qtr: 30.50s

Second Qtr: 30.30s

Third Qtr: 28.40s

Fourth Qtr: 28.80s

No Horse	Plc	Margin	Time	800Time (W)	400 Time (W)	Finish Position and metres gained from 800m	
7 TALKS UP A STORM	1	0.0m	2:33.20	57.20s (0)	28.80s (0)		0.0
9 POWERPLAY	2	4.6m	2:33.55	57.17s (1)	28.86s (1)		+0.4
12 MISSTIANO	3	9.6m	2:33.93	56.59s (2)	28.74s (1)		+8.6
8 STAR OF THE CLASS	4	39.9m	2:36.22	60.01s (1)	31.10s (0)		-40
11 FAIRE LA FETE	5	44.9m	2:36.59	59.35s (1)	30.24s (2)		-31
6 WAR CLUB	6	45.1m	2:36.61	58.81s (1)	29.92s (2)		-22.7
3 GLOWING REPORT	7	48.4m	2:36.86	59.73s (0)	30.42s (1)		-35.6
5 THE BATMOBILE	8	49.3m	2:36.93	60.01s (1)	30.93s (1)		-39.5
2 HEAVY LOAD	9	52.2m	2:37.15	60.30s (0)	30.69s (0)		-43.6
10 BEJEWELLED	10	52.5m	2:37.17	59.71s (0)	30.24s (0)		-35.3
4 JESSIE JOAN	11	55.4m	2:37.39	60.85s (0)	31.25s (0)		-51.4



Sectionals  
Powered by



**PJ HARNESS ANALYSER** **NEW**

Learn the power of sectionals

Check us out at [www.pjdata.com.au](http://www.pjdata.com.au)













RWWA and provider are not responsible for the completeness or accuracy of any of the information contained herein, and makes no representations about its suitability for any purpose.

# Gloucester Park Race 4 Distance 2536m

Tuesday, 12 January 2021

Gross Time: 3:05.70 MileRate: 1:57.80 LeadTime: 66.10s First Qtr: 31.10s Second Qtr: 29.90s Third Qtr: 29.70s Fourth Qtr: 28.90s

No Horse	Plc	Margin	Time	800Time (W)	400 Time (W)	Finish Position and metres gained from 800m	
3 VALENTINES BROOK	1	0.0m	3:05.70	58.29s (0)	28.38s (1)		+4.2
5 BACK IN TWENTY	2	3.0m	3:05.93	58.61s (1)	28.89s (1)		-0.2
11 BURNING RUBBER	3	6.5m	3:06.19	57.75s (0)	28.10s (1)		+11.7
6 CARRAMAR PHILEMON	4	13.2m	3:06.70	58.72s (1)	28.90s (1)		-1.6
8 BETABEEASY	5	23.0m	3:07.44	58.73s (1)	29.46s (2)		-1.8
12 THE LIGHTNING STRIKE	6	24.1m	3:07.53	59.13s (1)	29.83s (3)		-7.3
10 FRANCO HAMMOND	7	26.3m	3:07.69	59.53s (0)	29.80s (0)		-12.7
1 WESTERN DROVER	8	28.5m	3:07.86	60.05s (0)	30.27s (0)		-19.9
9 OUR MANDINGO	9	28.6m	3:07.87	60.68s (0)	30.95s (0)		-28.6
2 THATELBE	10	38.7m	3:08.64	60.91s (1)	30.99s (2)		-31.7



Sectionals  
Powered by

**PJ HARNESS ANALYSER** **NEW**

Learn the power of sectionals

Check us out at [www.pjdata.com.au](http://www.pjdata.com.au)

RWWA and provider are not responsible for the completeness or accuracy of any of the information contained herein, and makes no representations about its suitability for any purpose.

# Gloucester Park Race 5 Distance 2536m

Tuesday, 12 January 2021

Gross Time: 3:05.60

MileRate: 1:57.70











LeadTime: 68.00s

First Qtr: 31.50s

Second Qtr: 29.90s

Third Qtr: 28.10s

Fourth Qtr: 28.10s

No Horse	Plc	Margin	Time	800Time (W)	400 Time (W)	Finish Position and metres gained from 800m	
8 EXTRADITE	1	0.0m	3:05.60	56.20s (0)	28.10s (0)	 0.0	
4 FIFTY FIVE REBORN	2	5.0m	3:05.97	56.45s (1)	28.25s (1)	 -3.6	
5 THE WHITE RABBIT	3	6.5m	3:06.08	55.96s (1)	28.30s (2)	 +3.5	
2 STAR ARMBRO	4	9.4m	3:06.29	56.45s (1)	28.20s (1)	 -3.6	
1 TWOANDAHALF TIGERS	5	9.7m	3:06.32	56.57s (0)	28.34s (0)	 -5.3	
6 WOODLEA RAGNAR	6	9.7m	3:06.32	55.90s (1)	28.22s (2)	 +4.3	
9 SWEET MADDISON	7	10.6m	3:06.38	55.66s (1)	27.92s (1)	 +7.8	
7 DIVINIA BELLEZZA	8	11.7m	3:06.46	55.76s (0)	27.67s (1)	 +6.3	
10 ACE BROMAC	9	14.2m	3:06.65	56.58s (0)	28.32s (0)	 -5.4	
11 CARUBA	10	17.9m	3:06.92	56.53s (0)	28.12s (0)	 -4.7	



Sectionals  
Powered by

**PJ HARNESS ANALYSER** **NEW**

Learn the power of sectionals

Check us out at [www.pjdata.com.au](http://www.pjdata.com.au)

**PJ Data**

RWWA and provider are not responsible for the completeness or accuracy of any of the information contained herein, and makes no representations about its suitability for any purpose.

# Gloucester Park Race 6 Distance 2130m

Tuesday, 12 January 2021

Gross Time: 2:35.00

MileRate: 1:57.10












LeadTime: 36.60s

First Qtr: 30.10s

Second Qtr: 29.30s

Third Qtr: 29.20s

Fourth Qtr: 29.80s

No Horse	Plc	Margin	Time	800Time (W)	400 Time (W)	Finish Position and metres gained from 800m	
6 NIGEL ERNEST	1	0.0m	2:35.00	58.19s (1)	29.00s (1)		+11.0
9 RUMOUR HAS IT	2	0.8m	2:35.06	58.93s (1)	29.86s (1)		+1.0
8 MAKE IT HAPPEN	3	1.5m	2:35.12	58.66s (1)	29.47s (1)		+4.7
11 MARCOTTI	4	10.5m	2:35.82	58.64s (1)	29.45s (1)		+4.9
7 NINCI ROSE	5	14.7m	2:36.15	58.64s (1)	29.39s (1)		+4.9
1 CYBER STORM	6	21.8m	2:36.70	60.23s (0)	30.76s (0)		-16.8
5 GOOD DAY SUNSHINE	7	22.1m	2:36.73	60.62s (0)	31.20s (0)		-22.1
4 TEPELO STAR	8	23.9m	2:36.87	58.98s (1)	29.69s (1)		+0.3
3 SAX PLAYER	9	27.9m	2:37.18	60.37s (0)	30.86s (0)		-18.7
2 MISTA MANGELS	10	29.1m	2:37.27	60.03s (0)	30.47s (0)		-14.1
10 STAR OF BETHANY	11	91.5m	2:42.14	64.07s (0)	33.88s (0)		-69.1



Sectionals  
Powered by

**PJ HARNESS ANALYSER** **NEW**

Learn the power of sectionals

Check us out at [www.pjdata.com.au](http://www.pjdata.com.au)

**PJ Data**










RWWA and provider are not responsible for the completeness or accuracy of any of the information contained herein, and makes no representations about its suitability for any purpose.



# Gloucester Park Race 7 Distance 2096m

Tuesday, 12 January 2021

Gross Time: 2:41.20 MileRate: 2:03.80 LeadTime: 41.80s First Qtr: 30.20s Second Qtr: 29.60s Third Qtr: 29.70s Fourth Qtr: 29.90s

No Horse	Plc	Margin	Time	800Time (W)	400 Time (W)	Finish Position and metres gained from 800m	
1 CHUMANI	1	0.0m	2:41.20	59.60s (0)	29.90s (0)		0.0
5 CHAMPAGNE PRINCE	2	8.7m	2:41.88	59.81s (1)	30.07s (2)		-2.9
7 DARK SECRET	3	14.3m	2:42.32	59.90s (1)	30.28s (3)		-4.1
8 MY MDINA	4	17.0m	2:42.53	60.76s (1)	30.99s (1)		-15.6
6 TON TINE	5	18.0m	2:42.61	60.12s (0)	30.17s (1)		-7.0
4 LIFES DELIGHT	6	26.9m	2:43.31	61.18s (0)	31.20s (0)		-21.3
9 LIGHTNING CALDER	7	33.2m	2:43.80	60.86s (0)	31.07s (2)		-17.0
2 PAPA RAZZI	8	77.1m	2:47.24	61.61s (0)	31.54s (0)		-27.1
3 HAMMERS LAW	9	78.1m	2:47.32	61.31s (0)	31.25s (0)		-23.1



Sectionals  
Powered by

**PJ HARNESS ANALYSER** **NEW**

Learn the power of sectionals








Check us out at [www.pjdata.com.au](http://www.pjdata.com.au)

RWWA and provider are not responsible for the completeness or accuracy of any of the information contained herein, and makes no representations about its suitability for any purpose.

# Gloucester Park Race 8 Distance 2130m

Tuesday, 12 January 2021

Gross Time: 2:36.10 MileRate: 1:57.90 LeadTime: 38.50s First Qtr: 30.90s Second Qtr: 30.20s Third Qtr: 28.30s Fourth Qtr: 28.20s

No Horse	Plc	Margin	Time	800Time (W)	400 Time (W)	Finish Position and metres gained from 800m
2 RUN FOR MERCY	1	0.0m	2:36.10	56.50s (0)	28.20s (0)	 0.0
1 OUR AMAZING GRACE	2	3.1m	2:36.33	56.42s (0)	28.08s (0)	 +1.1
3 PHAR FROM KALAHARI	3	6.4m	2:36.57	56.37s (0)	27.93s (0)	 +1.8
5 SHEZA BROMAC	4	7.3m	2:36.64	56.59s (1)	28.14s (1)	 -1.3
7 SUING YOU	5	7.7m	2:36.67	56.93s (1)	28.47s (1)	 -6.1
6 MISS LIMELIGHT	6	8.7m	2:36.74	56.38s (1)	27.91s (1)	 +1.7
4 ROLLOFFTHETONGUE	7	8.8m	2:36.75	56.22s (0)	27.75s (0)	 +4.0



Sectionals  
Powered by

**PJ HARNESS ANALYSER** **NEW**

Learn the power of sectionals

Check us out at [www.pjdata.com.au](http://www.pjdata.com.au)

RWWA and provider are not responsible for the completeness or accuracy of any of the information contained herein, and makes no representations about its suitability for any purpose.



# Gloucester Park Race 9 Distance 2130m

Tuesday, 12 January 2021

Gross Time: 2:36.40

MileRate: 1:58.20







LeadTime: 38.60s

First Qtr: 30.50s

Second Qtr: 28.50s

Third Qtr: 28.30s

Fourth Qtr: 30.50s

No Horse	Plc	Margin	Time	800Time (W)	400 Time (W)	Finish Position and metres gained from 800m	
1 VICTORIA CALLING	1	0.0m	2:36.40	58.80s (0)	30.50s (0)		0.0
2 REMIT ME WHITBY	2	5.2m	2:36.82	58.71s (0)	30.44s (0)		+1.2
4 FORTUNATE ADDA	3	6.0m	2:36.88	58.35s (0)	30.15s (0)		+6.2
3 FIRSTJOY	4	10.7m	2:37.25	58.82s (1)	30.69s (1)		-0.3
5 BETTYS LASS	5	11.5m	2:37.32	58.56s (1)	30.69s (2)		+3.3
7 NIKKI LOUISE	6	18.1m	2:37.84	58.73s (1)	30.75s (1)		+0.9



Sectionals  
Powered by



**PJ HARNESS ANALYSER** **NEW**

Learn the power of sectionals

Check us out at [www.pjdata.com.au](http://www.pjdata.com.au)



RWWA and provider are not responsible for the completeness or accuracy of any of the information contained herein, and makes no representations about its suitability for any purpose.