












Gloucester Park Race 1 Distance 2536m

Friday, 15 January 2021

Gross Time: 3:07.60 MileRate: 1:59.00 LeadTime: 70.00s First Qtr: 30.80s Second Qtr: 30.00s Third Qtr: 29.00s Fourth Qtr: 27.80s

No Horse	Plc	Margin	Time	800Time (W)	400 Time (W)	Finish Position and metres gained from 800m
2 MASTER PUBLISHER	1	0.0m	3:07.60	56.80s (0)	27.80s (0)	 0.0
1 ARDENS WINSTAR	2	9.4m	3:08.29	57.14s (0)	28.13s (0)	-4.8 
7 PARMESAN	3	9.5m	3:08.29	56.26s (2)	27.93s (2)	+7.7 
8 POCKET THE CASH	4	11.2m	3:08.42	56.72s (2)	28.34s (1)	+1.2 
4 HEADLINE ACT	5	11.4m	3:08.43	57.07s (1)	27.73s (2)	-3.8 
10 CARRAMAR ARAPAHO	6	13.4m	3:08.58	57.12s (0)	28.12s (0)	-4.6 
11 ROLL WITH ME	7	14.3m	3:08.65	56.95s (1)	27.53s (0)	-2.1 
9 SUIING YOU	8	15.8m	3:08.76	56.98s (0)	27.92s (0)	-2.6 
3 STAR ARMBRO	9	18.3m	3:08.94	56.93s (1)	27.43s (1)	-1.9 
5 ASKMEILLTELLYA	10	22.3m	3:09.23	56.92s (1)	28.40s (3)	-1.7 
6 THE CHEDDARNATOR	11	70.3m	3:12.74	61.52s (1)	31.62s (1)	-66.9 



Sectionals
Powered by



PJ HARNESS ANALYSER **NEW**

Learn the power of sectionals

Check us out at www.pjdata.com.au



RWWA and provider are not responsible for the completeness or accuracy of any of the information contained herein, and makes no representations about its suitability for any purpose.

Gloucester Park Race 2 Distance 2130m

Friday, 15 January 2021

Gross Time: 2:34.30 MileRate: 1:56.60 LeadTime: 35.80s First Qtr: 30.10s Second Qtr: 29.20s Third Qtr: 29.00s Fourth Qtr: 30.20s

No Horse	Plc	Margin	Time	800Time (W)	400 Time (W)	Finish Position and metres gained from 800m
11 SALEAHS COMAND	1	0.0m	2:34.30	58.54s (0)	29.55s (0)	+9.0
5 ROCKNROLL WHITBY	2	0.8m	2:34.36	58.18s (2)	29.21s (2)	+13.8
12 TUAS DELIGHT	3	2.3m	2:34.48	58.25s (1)	29.02s (1)	+12.9
1 CAVALRY CALL	4	4.0m	2:34.62	59.49s (0)	30.50s (0)	-4.0
10 MARQUISARD	5	5.4m	2:34.73	59.26s (0)	30.29s (0)	-0.8
8 MAJOR STARE	6	5.7m	2:34.75	59.44s (1)	30.43s (1)	-3.3
3 JILLIBY JAKE	7	9.0m	2:35.01	59.38s (1)	30.28s (1)	-2.4
4 BILLY MACK	8	10.2m	2:35.11	58.95s (0)	29.87s (0)	+3.4
2 BROOKIES JET	9	13.7m	2:35.38	59.41s (1)	30.21s (1)	-2.9
9 TOUCH OF SUCCESS	10	15.1m	2:35.49	59.62s (2)	30.61s (2)	-5.7
7 CAULONIA ARTY	11	17.1m	2:35.65	59.13s (0)	30.06s (0)	+0.9
6 CHANGINGOFTHEGUAR	12	25.5m	2:36.32	59.63s (1)	30.76s (2)	-



Sectionals
Powered by

PJ HARNESS ANALYSER **NEW**

Learn the power of sectionals

Check us out at www.pjdata.com.au















RWWA and provider are not responsible for the completeness or accuracy of any of the information contained herein, and makes no representations about its suitability for any purpose.

Gloucester Park Race 3 Distance 2130m

Friday, 15 January 2021

Gross Time: 2:32.10 MileRate: 1:54.90 LeadTime: 36.00s First Qtr: 31.00s Second Qtr: 28.30s Third Qtr: 28.20s Fourth Qtr: 28.60s

No Horse	Plc	Margin	Time	800Time (W)	400 Time (W)	Finish Position and metres gained from 800m	
11 CARRERA MACH	1	0.0m	2:32.10	56.80s (0)	28.60s (0)		0.0
10 BETTOR BE OSCAR	2	7.7m	2:32.68	57.06s (1)	28.46s (1)		-3.7
12 BABYFACE ADDA	3	8.4m	2:32.73	56.79s (1)	28.44s (2)		+0.2
9 MIRACLE MOOSE	4	13.6m	2:33.12	56.18s (2)	28.34s (2)		+8.8
5 BLACK JACK ZAC	5	14.3m	2:33.17	56.86s (1)	28.46s (1)		-0.9
8 SERGEANT OATS	6	15.2m	2:33.24	56.29s (1)	27.87s (1)		+7.2
6 SHADOW ROLL	7	16.1m	2:33.31	56.68s (1)	28.24s (1)		+1.7
7 IDEAL INVESTMENT	8	23.7m	2:33.88	57.36s (0)	28.89s (0)		-7.9
1 ALLWOODS ROCKNROL	9	24.2m	2:33.92	57.82s (0)	29.23s (0)		-14.4
4 ROCK ME OVER	10	25.1m	2:33.99	56.64s (1)	28.72s (2)		+2.3
3 BAD ROUND	11	28.4m	2:34.23	57.17s (0)	28.94s (0)		-5.2
2 RABCHENKO	12	40.4m	2:35.13	59.31s (0)	30.70s (0)		-35.6



Sectionals
Powered by

PJ HARNESS ANALYSER **NEW**

Learn the power of sectionals

Check us out at www.pjdata.com.au



RWWA and provider are not responsible for the completeness or accuracy of any of the information contained herein, and makes no representations about its suitability for any purpose.

Gloucester Park Race 4 Distance 2130m

Friday, 15 January 2021

Gross Time: 2:30.70 MileRate: 1:53.90 LeadTime: 36.20s First Qtr: 29.10s Second Qtr: 29.20s Third Qtr: 27.60s Fourth Qtr: 28.60s

No Horse	Plc	Margin	Time	800Time (W)	400 Time (W)	Finish Position and metres gained from 800m
9 CHICAGO BULL	1	0.0m	2:30.70	55.99s (1)	28.60s (1)	
3 OUR JIMMY JOHNSTON	2	0.5m	2:30.74	55.15s (0)	27.50s (0)	
1 IM FULL OF EXCUSES	3	3.7m	2:30.98	55.69s (0)	28.02s (1)	
4 WHOZIDEAWASTHIS	4	8.6m	2:31.35	56.12s (1)	28.67s (1)	
11 TALKTOMEURMATTJES	5	9.6m	2:31.42	56.87s (0)	29.23s (0)	
2 SIMBA BROMAC	6	10.4m	2:31.48	56.44s (0)	28.81s (0)	
7 CYCLONE BANNER	7	11.2m	2:31.54	55.43s (0)	27.89s (0)	
6 CHIAROSCURO	8	12.1m	2:31.61	56.05s (1)	28.27s (1)	
5 BRACKEN SKY	9	20.2m	2:32.22	56.31s (1)	28.53s (1)	
10 AS HAPPY AS LARRY	10	58.8m	2:35.12	59.71s (2)	30.73s (0)	



Sectionals
Powered by

PJ HARNESS ANALYSER **NEW**

Learn the power of sectionals

Check us out at www.pjdata.com.au

RWWA and provider are not responsible for the completeness or accuracy of any of the information contained herein, and makes no representations about its suitability for any purpose.


Gloucester Park Race 5 Distance 2130m

Friday, 15 January 2021

Gross Time: 2:32.10 MileRate: 1:54.90 LeadTime: 36.70s First Qtr: 30.10s Second Qtr: 28.90s Third Qtr: 28.30s Fourth Qtr: 28.10s

No Horse	Plc	Margin	Time	800Time (W)	400 Time (W)
6 MAGNIFICENT STORM	1	0.0m	2:32.10	56.19s (1)	27.90s (1)
1 POWER AND GRACE	2	2.7m	2:32.30	56.29s (0)	27.98s (0)
2 AL GUERRERO	3	4.6m	2:32.44	56.72s (0)	28.42s (0)
11 COPY N PACE	4	6.1m	2:32.55	55.94s (0)	27.49s (0)
4 TYPHOON BANNER	5	9.2m	2:32.78	56.54s (1)	28.25s (1)
8 WITHOUTHETUH	6	9.9m	2:32.83	55.92s (0)	27.46s (0)
9 ALTA ENGEN	7	11.5m	2:32.95	55.82s (1)	27.51s (1)
12 LONGREACH BAY	8	11.6m	2:32.96	56.41s (1)	28.11s (1)
10 HOWARD HUGHES	9	13.2m	2:33.07	56.74s (0)	28.31s (0)
7 HENRIK LARSSON	10	13.9m	2:33.13	55.90s (0)	27.44s (0)
5 JASPERVELLABEACH	11	16.6m	2:33.33	56.47s (1)	28.16s (1)

Finish Position and metres gained from 800m



Sectionals
Powered by

RWWA and provider are not responsible for the completeness or accuracy of any of the information contained herein, and makes no representations about its suitability for any purpose.

Gloucester Park Race 6 Distance 2503m

Friday, 15 January 2021

Gross Time: 3:09.60 MileRate: 2:01.90 LeadTime: 71.10s First Qtr: 29.20s Second Qtr: 30.90s Third Qtr: 29.90s Fourth Qtr: 28.50s

No Horse	Plc	Margin	Time	800Time (W)	400 Time (W)	Finish Position and metres gained from 800m
1 BETTOR COPAGOODON	1	0.0m	3:09.60	58.40s (0)	28.50s (0)	0.0
5 DELIGHTFULREACTION	2	0.2m	3:09.61	58.11s (0)	28.22s (0)	+4.0
4 JESSE ALLWOOD	3	9.4m	3:10.30	58.24s (1)	28.57s (3)	+2.2
6 TRIROYALE BRIGADE	4	13.3m	3:10.60	58.22s (1)	28.66s (4)	+2.5
10 VIVERE DAMORE	5	13.7m	3:10.63	57.94s (1)	28.37s (3)	+6.3
11 GRAN CHICO	6	15.3m	3:10.75	59.28s (1)	29.34s (1)	-12.1
12 LIAM NEIL	7	15.4m	3:10.75	57.99s (0)	28.54s (0)	+5.6
9 THE LAST DROP	8	16.0m	3:10.80	58.97s (0)	29.04s (0)	-7.8
7 BE ON GUARD	9	17.3m	3:10.89	58.76s (0)	28.92s (1)	-4.9
3 PERLEE GATES	10	20.0m	3:11.10	59.30s (1)	29.53s (2)	-12.4
8 IAM LAMBROS	11	20.9m	3:11.16	58.09s (0)	28.48s (0)	+4.3
2 JUST WING IT	12	57.2m	3:13.88	61.35s (0)	31.76s (2)	-40.6



Sectionals
Powered by

PJ HARNESS ANALYSER **NEW**

Learn the power of sectionals

Check us out at www.pjdata.com.au



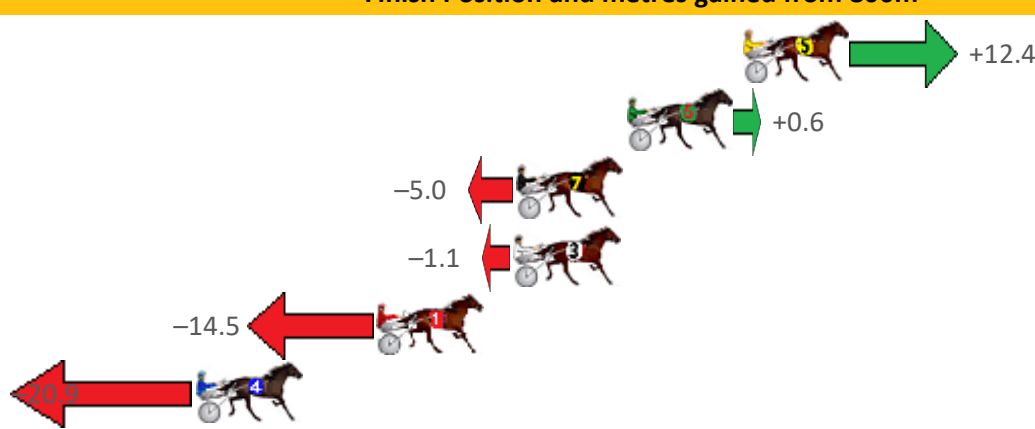
RWWA and provider are not responsible for the completeness or accuracy of any of the information contained herein, and makes no representations about its suitability for any purpose.

Gloucester Park Race 7 Distance 1730m

Friday, 15 January 2021

Gross Time: 2:04.90 MileRate: 1:56.20 LeadTime: 8.50s First Qtr: 28.20s Second Qtr: 31.20s Third Qtr: 28.90s Fourth Qtr: 28.10s

No Horse	Plc	Margin	Time	800Time (W)	400 Time (W)	Finish Position and metres gained from 800m
5 QUICK STRIDE	1	0.0m	2:04.90	56.12s (0)	27.35s (1)	+12.4
6 MARAS ACE MAN	2	4.6m	2:05.24	56.96s (1)	27.99s (1)	+0.6
7 THE KRAKEN	3	9.0m	2:05.56	57.35s (0)	28.44s (0)	-5.0
3 THE BLACK CARDINAL	4	9.1m	2:05.57	57.08s (0)	28.16s (0)	-1.1
1 KILOWATT KID	5	14.5m	2:05.97	58.03s (0)	29.11s (0)	-14.5
4 DOMINATE THE DOJO	6	21.7m	2:06.50	58.48s (1)	29.50s (1)	-20.9



Sectionals
Powered by



RWWA and provider are not responsible for the completeness or accuracy of any of the information contained herein, and makes no representations about its suitability for any purpose.

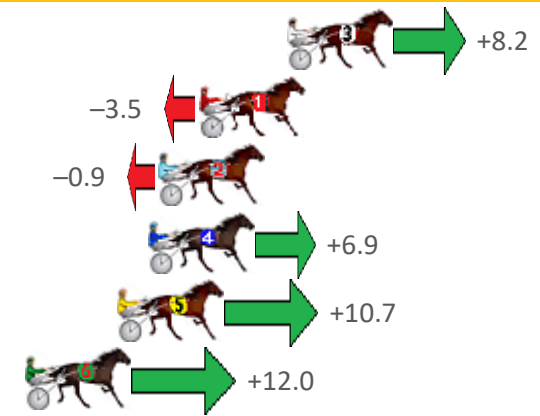
Gloucester Park Race 8 Distance 1730m

Friday, 15 January 2021

Gross Time: 2:02.10 MileRate: 1:53.60 LeadTime: 7.90s First Qtr: 29.00s Second Qtr: 28.90s Third Qtr: 28.20s Fourth Qtr: 28.10s

No Horse	Plc	Margin	Time	800Time (W)	400 Time (W)
3 QUEEN SHENANDOAH	1	0.0m	2:02.10	55.73s (0)	27.51s (0)
1 IM ROCKNROLL MAGIC	2	3.5m	2:02.36	56.54s (0)	28.34s (0)
2 TELLMETOATTACK	3	5.1m	2:02.48	56.36s (0)	28.15s (0)
4 VALBONNE	4	5.5m	2:02.51	55.82s (0)	27.62s (1)
5 INFATUATION	5	6.7m	2:02.59	55.55s (0)	27.48s (0)
6 ALTA RHETT	6	10.4m	2:02.87	55.46s (0)	27.37s (0)

Finish Position and metres gained from 800m



Sectionals
Powered by







PJ HARNESS ANALYSER **NEW**
Learn the power of sectionals
Check us out at www.pjdata.com.au

RWWA and provider are not responsible for the completeness or accuracy of any of the information contained herein, and makes no representations about its suitability for any purpose.

Gloucester Park Race 9 Distance 1730m

Friday, 15 January 2021

Gross Time: 2:00.50 MileRate: 1:52.10 LeadTime: 8.50s First Qtr: 27.00s Second Qtr: 29.00s Third Qtr: 27.80s Fourth Qtr: 28.20s

No Horse	Plc	Margin	Time	800Time (W)	400 Time (W)	Finish Position and metres gained from 800m
6 THATS PERFECT	1	0.0m	2:00.50	56.00s (0)	28.20s (0)	 0.0
3 BETTORSTARTDREAMIN	2	5.4m	2:00.90	56.04s (0)	28.23s (0)	-0.6 
4 MACHLANI	3	10.9m	2:01.31	55.81s (0)	27.66s (1)	+2.7 
7 BLUE BLAZER	4	19.2m	2:01.92	55.36s (0)	27.54s (0)	+9.2 
2 ONE FOR DAVE ANDME	5	30.8m	2:02.78	57.50s (0)	29.22s (0)	-21.6 
5 SANGUE REALE	6	41.6m	2:03.58	57.21s (0)	28.56s (0)	-17.4 



Sectionals
Powered by

PJ HARNESS ANALYSER **NEW**

Learn the power of sectionals

Check us out at www.pjdata.com.au









RWWA and provider are not responsible for the completeness or accuracy of any of the information contained herein, and makes no representations about its suitability for any purpose.

Gloucester Park Race 10 Distance 2130m

Friday, 15 January 2021

Gross Time: 2:36.20 MileRate: 1:58.00 LeadTime: 38.70s First Qtr: 31.50s Second Qtr: 29.20s Third Qtr: 28.50s Fourth Qtr: 28.30s

No Horse	Plc	Margin	Time	800Time (W)	400 Time (W)	Finish Position and metres gained from 800m
1 JACK WILLIAM	1	0.0m	2:36.20	56.80s (0)	28.30s (0)	 0.0
5 WALTZINGWITHSIERRA	2	0.4m	2:36.23	55.95s (0)	27.55s (1)	 +12.0
3 WALSH	3	3.4m	2:36.45	56.46s (0)	27.93s (0)	 +4.8
6 MISTER ARDEE	4	6.1m	2:36.65	56.61s (1)	28.17s (2)	 +2.7
2 FREE TO AIR	5	8.1m	2:36.80	57.09s (0)	28.56s (0)	 -4.1
4 TAROONA BROMAC	6	28.8m	2:38.34	58.55s (1)	29.92s (1)	 -24.8



Sectionals
Powered by



PJ HARNESS ANALYSER **NEW**

Learn the power of sectionals

Check us out at www.pjdata.com.au



RWWA and provider are not responsible for the completeness or accuracy of any of the information contained herein, and makes no representations about its suitability for any purpose.