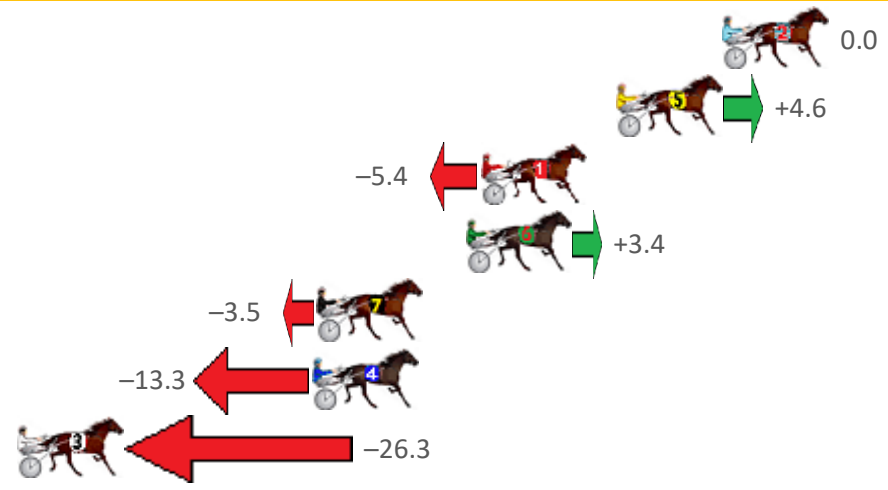


Gloucester Park Race 1 Distance 1730m

Tuesday, 9 February 2021

Gross Time: 2:06.00 MileRate: 1:57.30 LeadTime: 8.40s First Qtr: 30.90s Second Qtr: 30.20s Third Qtr: 28.40s Fourth Qtr: 28.10s

No Horse	Plc	Margin	Time	800Time (W)	400 Time (W)	Finish Position and metres gained from 800m
2 EAGLE ROYALTY	1	0.0m	2:06.00	56.50s (0)	28.10s (0)	0.0
5 TREACHEROUS TIGER	2	4.2m	2:06.31	56.18s (0)	27.79s (1)	+4.6
1 JOLTED CHARM	3	9.6m	2:06.71	56.88s (0)	28.45s (0)	-5.4
6 OUR EAGLE BAY	4	10.2m	2:06.75	56.26s (0)	27.95s (0)	+3.4
7 EXTRAORDINARY MARY	5	16.1m	2:07.19	56.75s (1)	28.55s (3)	-3.5
4 PRECOCIOUS LADY	6	16.3m	2:07.20	57.43s (1)	28.93s (1)	-13.3
3 SEE THE WORLD	7	33.9m	2:08.50	58.35s (1)	29.84s (2)	-26.3



Sectionals
Powered by

Find out about our horse reports

Comprehensive sectional reports on any horse in Australia
Perfect if you are buying, selling or own a StandardBred

50% off
in February








Check us out at www.pjdata.com.au and now on Facebook

RWWA and provider are not responsible for the completeness or accuracy of any of the information contained herein, and makes no representations about its suitability for any purpose.

Gloucester Park Race 2 Distance 1730m

Tuesday, 9 February 2021

Gross Time: 2:05.50 MileRate: 1:56.70 LeadTime: 8.50s First Qtr: 28.80s Second Qtr: 30.90s Third Qtr: 28.80s Fourth Qtr: 28.50s

No Horse	Plc	Margin	Time	800Time (W)	400 Time (W)	Finish Position and metres gained from 800m
4 WONDERFUL TO FLY	1	0.0m	2:05.50	57.30s (0)	28.50s (0)	 0.0
3 VALHALLA MISS	2	11.7m	2:06.38	57.83s (0)	28.92s (0)	-7.5 
2 TORREVEAN AMY	3	31.4m	2:07.85	58.97s (0)	29.52s (0)	-23.4 
7 TAKING THE MIKI	4	40.5m	2:08.53	59.30s (0)	29.74s (0)	-28.1 
5 SHES AN EAGLE	5	59.4m	2:09.95	60.32s (0)	30.67s (0)	-43 
6 STAR ASPIRATION	6	59.7m	2:09.97	60.73s (1)	31.36s (1)	-49 
1 SWEETEST THING	7	171.9m	2:18.37	61.71s (0)	32.53s (0)	-61.9 



Sectionals
Powered by

Find out about our horse reports

Comprehensive sectional reports on any horse in Australia
Perfect if you are buying, selling or own a StandardBred



**50% off
in February**

Check us out at www.pjdata.com.au and now on Facebook




RWWA and provider are not responsible for the completeness or accuracy of any of the information contained herein, and makes no representations about its suitability for any purpose.

Gloucester Park Race 3 Distance 2130m

Tuesday, 9 February 2021

Gross Time: 2:34.60 MileRate: 1:56.80 LeadTime: 37.40s First Qtr: 31.40s Second Qtr: 29.20s Third Qtr: 27.90s Fourth Qtr: 28.70s

No Horse	Plc	Margin	Time	800Time (W)	400 Time (W)	Finish Position and metres gained from 800m
3 STAR OF WILLOUGHBY	1	0.0m	2:34.60	56.60s (0)	28.70s (0)	0.0
12 OTIS	2	1.3m	2:34.70	56.55s (1)	28.69s (1)	+0.7
10 AMERICAN BULLITT	3	2.5m	2:34.79	56.17s (0)	28.18s (0)	+6.1
1 YELLOWROSEOFTEXAS	4	4.1m	2:34.91	56.59s (0)	28.68s (0)	+0.1
8 THE GOOD LIFE	5	4.7m	2:34.95	55.16s (1)	27.64s (3)	+20.5
2 SONGKRAN	6	11.3m	2:35.45	56.45s (0)	28.36s (0)	+2.1
7 OVERJOYED	7	12.1m	2:35.51	56.00s (1)	28.44s (2)	+8.5
9 SHAKIRA BLUE	8	14.7m	2:35.71	55.50s (1)	27.41s (0)	+15.7
11 LETS GET MESSI	9	15.3m	2:35.75	56.37s (0)	28.32s (0)	+3.3
6 RICH AMERICAN	10	17.6m	2:35.93	56.70s (1)	28.30s (2)	-1.4
5 BEAT THE BANK	11	20.4m	2:36.14	57.54s (1)	29.34s (1)	-13.4
4 ABSOLUTE DELIGHT	12	31.2m	2:36.95	57.96s (1)	29.60s (1)	-19.4



Sectionals
Powered by

Find out about our horse reports

Comprehensive sectional reports on any horse in Australia
Perfect if you are buying, selling or own a StandardBred

50% off
in February







Check us out at www.pjdata.com.au and now on Facebook

RWWA and provider are not responsible for the completeness or accuracy of any of the information contained herein, and makes no representations about its suitability for any purpose.

Gloucester Park Race 4 Distance 2130m

Tuesday, 9 February 2021

Gross Time: 2:34.90 MileRate: 1:57.00 LeadTime: 39.40s First Qtr: 30.80s Second Qtr: 29.80s Third Qtr: 27.40s Fourth Qtr: 27.50s

No Horse	Plc	Margin	Time	800Time (W)	400 Time (W)	Finish Position and metres gained from 800m
6 MATAI GEORDIE	1	0.0m	2:34.90	54.90s (0)	27.50s (0)	 0.0
1 C C CHEVRON	2	15.6m	2:36.03	55.68s (0)	28.28s (0)	-11.4 
4 DISCO UNDER FIRE	3	15.6m	2:36.03	55.10s (0)	27.71s (0)	-3.0 
2 ADVANCE YOUR DREA	4	16.8m	2:36.12	55.47s (0)	28.07s (0)	-8.4 
5 CAVALRY CALL	5	44.3m	2:38.11	56.78s (0)	29.38s (0)	-27.5 
7 TWENTYNINE TWELVE	6	45.5m	2:38.19	56.57s (0)	29.17s (0)	-24.5 



Sectionals
Powered by

Find out about our horse reports

Comprehensive sectional reports on any horse in Australia
Perfect if you are buying, selling or own a StandardBred



**50% off
in February**

Check us out at www.pjdata.com.au and now on Facebook













RWWA and provider are not responsible for the completeness or accuracy of any of the information contained herein, and makes no representations about its suitability for any purpose.

Gloucester Park Race 5 Distance 2130m

Tuesday, 9 February 2021

Gross Time: 2:35.00 MileRate: 1:57.10 LeadTime: 37.90s First Qtr: 29.10s Second Qtr: 29.10s Third Qtr: 29.00s Fourth Qtr: 29.90s

No Horse	Plc	Margin	Time	800Time (W)	400 Time (W)	Finish Position and metres gained from 800m
5 BEACH SKIPPER	1	0.0m	2:35.00	58.90s (0)	29.90s (0)	 0.0
3 TANAKA EAGLE	2	3.9m	2:35.31	58.86s (0)	29.83s (0)	 +0.5
4 IAM LAMBROS	3	7.4m	2:35.58	58.46s (1)	29.41s (2)	 +6.0
9 BROOKIES JET	4	7.8m	2:35.61	57.83s (1)	28.79s (1)	 +14.6
2 HEEZ ABOUT TO ROCK	5	12.0m	2:35.94	58.97s (0)	30.03s (0)	 -1.0
1 BETTOR BE LIVELY	6	13.5m	2:36.06	59.21s (1)	30.12s (1)	 -4.3
6 LIBBA RACY	7	24.4m	2:36.91	59.09s (0)	30.29s (0)	 -2.6
7 ALLWOODS ROCKNROL	8	35.0m	2:37.74	60.31s (0)	31.34s (1)	 -19.2
8 THE BLACK CARDINAL	9	50.2m	2:38.93	61.24s (1)	32.25s (2)	 -32.0



Sectionals
Powered by



Find out about our horse reports

Comprehensive sectional reports on any horse in Australia
Perfect if you are buying, selling or own a StandardBred

50% off
in February

Check us out at www.pjdata.com.au and now on Facebook




RWWA and provider are not responsible for the completeness or accuracy of any of the information contained herein, and makes no representations about its suitability for any purpose.

Gloucester Park Race 6 Distance 2536m

Tuesday, 9 February 2021

Gross Time: 3:10.60 MileRate: 2:01.00 LeadTime: 72.40s First Qtr: 31.20s Second Qtr: 30.60s Third Qtr: 29.00s Fourth Qtr: 27.40s

No Horse	Plc	Margin	Time	800Time (W)	400 Time (W)	Finish Position and metres gained from 800m
4 CORDERO	1	0.0m	3:10.60	56.25s (1)	27.20s (1)	
1 HEZ A CHANCE	2	1.7m	3:10.72	56.52s (0)	27.52s (0)	
3 RENAISSANCE ART	3	5.2m	3:10.98	56.15s (0)	27.02s (0)	
2 OUR MISTA KALLE	4	5.7m	3:11.01	56.51s (0)	27.39s (0)	
5 WOODLEA RAGNAR	5	8.5m	3:11.21	56.53s (1)	27.49s (1)	
7 IM BETA THAN GOUDA	6	11.3m	3:11.41	56.42s (1)	27.37s (1)	
6 TRULEYLUCKY	7	16.2m	3:11.77	56.27s (0)	27.14s (0)	
8 BLUE BLAZER	8	16.3m	3:11.78	56.62s (0)	27.46s (0)	



Sectionals
Powered by

Find out about our horse reports

Comprehensive sectional reports on any horse in Australia
Perfect if you are buying, selling or own a StandardBred

**50% off
in February**










Check us out at www.pjdata.com.au and now on Facebook

RWWA and provider are not responsible for the completeness or accuracy of any of the information contained herein, and makes no representations about its suitability for any purpose.

Gloucester Park Race 7 Distance 2536m

Tuesday, 9 February 2021

Gross Time: 3:06.70 MileRate: 1:58.50 LeadTime: 67.70s First Qtr: 32.20s Second Qtr: 30.00s Third Qtr: 28.40s Fourth Qtr: 28.40s

No Horse	Plc	Margin	Time	800Time (W)	400 Time (W)		Finish Position and metres gained from 800m
4 BACK IN TWENTY	1	0.0m	3:06.70	56.80s (0)	28.40s (0)		 0.0
2 CARRAMAR PHILEMON	2	18.7m	3:08.10	57.36s (0)	28.99s (1)	-7.9	 -7.9
6 NIGEL ERNEST	3	19.8m	3:08.18	57.99s (1)	29.61s (1)	-16.8	 -16.8
9 BETABEEASY	4	23.7m	3:08.47	57.30s (0)	28.87s (0)	-7.1	 -7.1
7 GOOD DAY SUNSHINE	5	24.3m	3:08.51	56.88s (0)	28.49s (0)	-1.1	 -1.1
1 WAR CLUB	6	25.7m	3:08.62	58.06s (1)	29.41s (2)	-17.9	 -17.9
3 ROCKY THE OUTLAW	7	27.1m	3:08.72	58.40s (0)	29.56s (0)	-22.7	 -22.7
5 ENEMY LINES	8	27.2m	3:08.73	57.49s (1)	28.87s (1)	-9.8	 -9.8
8 FRANCO HAMMOND	9	28.9m	3:08.86	57.92s (1)	29.31s (2)	-15.9	 -15.9



Sectionals
Powered by

Find out about our horse reports

Comprehensive sectional reports on any horse in Australia
Perfect if you are buying, selling or own a StandardBred



50% off
in February

Check us out at www.pjdata.com.au and now on Facebook




RWWA and provider are not responsible for the completeness or accuracy of any of the information contained herein, and makes no representations about its suitability for any purpose.

Gloucester Park Race 8 Distance 2536m

Tuesday, 9 February 2021

Gross Time: 3:10.60 MileRate: 2:01.00 LeadTime: 71.60s First Qtr: 31.20s Second Qtr: 30.10s Third Qtr: 29.20s Fourth Qtr: 28.50s

No Horse	Plc	Margin	Time	800Time (W)	400 Time (W)	Finish Position and metres gained from 800m
1 RAGING ROMEO	1	0.0m	3:10.60	57.70s (0)	28.50s (0)	0.0
5 ROCKINTHEBOX	2	6.2m	3:11.06	57.41s (1)	28.74s (2)	+4.0
6 MONDOOLEY MACH	3	8.3m	3:11.22	57.32s (0)	28.49s (2)	+5.3
8 TEPELO STAR	4	13.9m	3:11.64	57.39s (0)	28.59s (1)	+4.3
2 THATELBE	5	15.5m	3:11.76	58.48s (0)	29.20s (0)	-10.9
4 JESSIE JOAN	6	19.9m	3:12.09	58.70s (1)	29.39s (1)	-13.9
3 CORDORING ROAD	7	21.3m	3:12.19	58.58s (0)	29.29s (0)	-12.3
7 SKYLINE TRAIL	8	34.9m	3:13.21	59.16s (1)	30.01s (2)	-20.3



Sectionals
Powered by

Find out about our horse reports

Comprehensive sectional reports on any horse in Australia
Perfect if you are buying, selling or own a StandardBred

50% off
in February

Check us out at www.pjdata.com.au and now on Facebook

RWWA and provider are not responsible for the completeness or accuracy of any of the information contained herein, and makes no representations about its suitability for any purpose.