









# Gloucester Park Race 1 Distance 2130m

Friday, 19 February 2021

Gross Time: 2:33.10 MileRate: 1:55.60 LeadTime: 38.30s First Qtr: 30.60s Second Qtr: 29.40s Third Qtr: 27.80s Fourth Qtr: 27.00s

No Horse	Plc	Margin	Time	800Time (W)	400 Time (W)	Finish Position and metres gained from 800m
1 LAVRA JOE	1	0.0m	2:33.10	54.80s (0)	27.00s (0)	 0.0
2 TALKS UP A STORM	2	9.5m	2:33.78	55.17s (0)	27.32s (0)	-5.5 
5 MIGHTY RONALDO	3	12.9m	2:34.02	54.62s (1)	27.70s (1)	+2.7 
4 ROBBIE ROCKET	4	17.4m	2:34.34	55.15s (0)	27.68s (1)	-5.2 
8 SEERYANFLY	5	19.0m	2:34.45	54.45s (1)	27.36s (1)	+5.2 
3 OUR SHELLEY BEACH	6	26.6m	2:34.99	56.05s (0)	28.14s (0)	-18.4 
6 OVERJOYED	7	36.1m	2:35.67	56.05s (0)	28.30s (0)	-18.3 
9 THE GOOD LIFE	8	55.1m	2:37.02	57.19s (1)	29.97s (2)	-35.1 



Sectionals  
Powered by

Find out about our horse reports

Comprehensive sectional reports on any horse in Australia  
Perfect if you are buying, selling or own a StandardBred



**50% off  
in February**

Check us out at [www.pjdata.com.au](http://www.pjdata.com.au) and now on Facebook




RWWA and provider are not responsible for the completeness or accuracy of any of the information contained herein, and makes no representations about its suitability for any purpose.

# Gloucester Park Race 2 Distance 2536m

Friday, 19 February 2021

Gross Time: 3:03.60 MileRate: 1:56.50 LeadTime: 67.00s First Qtr: 29.70s Second Qtr: 29.10s Third Qtr: 28.70s Fourth Qtr: 29.10s

No Horse	Plc	Margin	Time	800Time (W)	400 Time (W)	Finish Position and metres gained from 800m
1 BROOKIES JET	1	0.0m	3:03.60	57.48s (0)	29.10s (1)	
7 VALBONNE	2	5.7m	3:04.04	57.22s (2)	28.95s (2)	
6 ALTA RHETT	3	8.0m	3:04.21	57.73s (1)	29.51s (2)	
8 LIAM NEIL	4	15.5m	3:04.78	57.53s (2)	29.44s (1)	
3 MATTJESTIC STAR	5	16.6m	3:04.87	58.99s (0)	30.29s (0)	
11 TWENTYNINE TWELVE	6	27.1m	3:05.67	58.38s (0)	29.63s (0)	
2 IDEAL INVESTMENT	7	31.0m	3:05.97	59.77s (1)	30.97s (1)	
9 BETTOR BE LIVELY	8	64.4m	3:08.52	60.53s (1)	30.14s (0)	
12 C C CHEVRON	9	64.7m	3:08.54	60.78s (0)	31.06s (0)	
10 SHADOW ROLL	10	108.6m	3:11.89	64.57s (0)	31.89s (0)	
4 MR KIWI	11	188.0m	3:17.95	70.21s (1)	37.64s (1)	



Sectionals  
Powered by

## Find out about our horse reports

Comprehensive sectional reports on any horse in Australia  
Perfect if you are buying, selling or own a StandardBred

50% off in February












Check us out at [www.pjdata.com.au](http://www.pjdata.com.au) and now on Facebook

RWWA and provider are not responsible for the completeness or accuracy of any of the information contained herein, and makes no representations about its suitability for any purpose.

# Gloucester Park Race 3 Distance 2536m

Friday, 19 February 2021

Gross Time: 3:06.80 MileRate: 1:58.50 LeadTime: 69.00s First Qtr: 30.40s Second Qtr: 29.60s Third Qtr: 28.60s Fourth Qtr: 29.20s

No Horse	Plc	Margin	Time	800Time (W)	400 Time (W)	Finish Position and metres gained from 800m
3 ROCK ME OVER	1	0.0m	3:06.80	57.01s (1)	28.58s (2)	 +11.0
6 POWER AND GRACE	2	2.5m	3:06.99	56.51s (1)	28.45s (2)	 +17.9
5 MAJOR STARE	3	3.7m	3:07.08	57.94s (1)	29.47s (1)	 -1.9
1 BEACH SKIPPER	4	4.1m	3:07.11	58.09s (0)	29.47s (0)	 -4.1
2 HAS NO FEAR	5	4.4m	3:07.14	56.98s (1)	28.75s (1)	 +11.4
10 BLACK JACK ZAC	6	6.2m	3:07.27	57.91s (0)	29.35s (1)	 -1.6
4 SPACE JUNK	7	7.3m	3:07.36	57.85s (1)	29.41s (2)	 -0.7
11 BETTORGRINANBARIT	8	7.3m	3:07.36	57.69s (0)	29.28s (0)	 +1.5
8 SWEET MADDISON	9	9.1m	3:07.50	57.49s (0)	29.09s (0)	 +4.3
7 BETTOR BE OSCAR	10	9.1m	3:07.50	56.64s (1)	28.68s (1)	 +16.1
9 IM ROCKNROLL MAGIC	11	12.0m	3:07.72	57.34s (0)	28.88s (0)	 +6.4



Sectionals  
Powered by



## Find out about our horse reports

Comprehensive sectional reports on any horse in Australia  
Perfect if you are buying, selling or own a StandardBred

50% off  
in February

Check us out at [www.pjdata.com.au](http://www.pjdata.com.au) and now on Facebook




RWWA and provider are not responsible for the completeness or accuracy of any of the information contained herein, and makes no representations about its suitability for any purpose.

# Gloucester Park Race 4 Distance 2130m

Friday, 19 February 2021

Gross Time: 2:35.00 MileRate: 1:57.10 LeadTime: 37.80s First Qtr: 30.70s Second Qtr: 30.30s Third Qtr: 27.90s Fourth Qtr: 28.30s

No Horse	Plc	Margin	Time	800Time (W)	400 Time (W)	Finish Position and metres gained from 800m
1 DREDLOCK ROCKSTAR	1	0.0m	2:35.00	55.91s (0)	27.99s (0)	+4.2
12 PATRICKTHEPIRANHA	2	5.8m	2:35.43	56.49s (1)	28.62s (1)	-4.2
2 ONE FOR DAVE ANDME	3	6.9m	2:35.51	55.93s (1)	27.98s (1)	+3.9
11 FIFTY FIVE REBORN	4	7.5m	2:35.56	56.29s (1)	28.39s (1)	-1.3
8 QUICK STRIDE	5	9.1m	2:35.68	55.19s (1)	27.13s (1)	+14.5
4 MISTER ARDEE	6	9.2m	2:35.68	55.79s (1)	27.81s (1)	+5.8
5 THE LAST DROP	7	10.2m	2:35.76	56.02s (0)	28.02s (0)	+2.6
10 CARUBA	8	10.5m	2:35.78	56.33s (0)	28.36s (0)	-1.9
9 DISCO UNDER FIRE	9	11.2m	2:35.83	55.64s (1)	27.62s (1)	+8.0
6 SALEAHS COMAND	10	16.8m	2:36.25	56.17s (0)	28.12s (0)	+0.4
3 HOWARD HUGHES	11	32.6m	2:37.42	58.48s (0)	30.59s (0)	-32.6



Sectionals  
Powered by

## Find out about our horse reports

Comprehensive sectional reports on any horse in Australia  
Perfect if you are buying, selling or own a StandardBred

Check us out at [www.pjdata.com.au](http://www.pjdata.com.au) and now on Facebook

50% off  
in February

RWWA and provider are not responsible for the completeness or accuracy of any of the information contained herein, and makes no representations about its suitability for any purpose.

# Gloucester Park Race 5 Distance 2130m

Friday, 19 February 2021

Gross Time: 2:32.10 MileRate: 1:54.90 LeadTime: 34.30s First Qtr: 30.40s Second Qtr: 28.90s Third Qtr: 30.10s Fourth Qtr: 28.40s

No Horse	Plc	Margin	Time	800Time (W)	400 Time (W)	Finish Position and metres gained from 800m
1 WILDWEST	1	0.0m	2:32.10	58.50s (0)	28.40s (0)	0.0
2 MIRACLE MOOSE	2	1.9m	2:32.24	57.66s (0)	27.60s (2)	+11.5
6 CYCLONE BANNER	3	4.0m	2:32.40	58.01s (1)	28.47s (2)	+6.8
10 WAINUI CREEK	4	5.1m	2:32.48	58.52s (0)	28.42s (0)	-0.3
12 VULTAN TIN	5	6.3m	2:32.57	57.55s (1)	27.88s (3)	+13.1
9 SIMBA BROMAC	6	6.9m	2:32.61	57.42s (0)	27.64s (1)	+14.9
3 BETTOR PARTY	7	7.2m	2:32.64	57.93s (1)	28.29s (3)	+7.8
11 MAJOR TIMES	8	9.9m	2:32.84	58.57s (0)	28.46s (0)	-0.9
4 OUR JIMMY JOHNSTON	9	11.1m	2:32.93	58.03s (0)	28.20s (0)	+6.5
8 MIRRAGON	10	11.9m	2:32.99	57.62s (1)	27.97s (2)	+12.1
5 BRACKEN SKY	11	21.6m	2:33.71	59.58s (1)	29.25s (1)	-14.8
7 TALKTOMEURMATTJES	12	50.9m	2:35.90	62.16s (1)	31.61s (1)	-50.3



Sectionals  
Powered by

## Find out about our horse reports

Comprehensive sectional reports on any horse in Australia  
Perfect if you are buying, selling or own a StandardBred

50% off in February

Check us out at [www.pjdata.com.au](http://www.pjdata.com.au) and now on Facebook

RWWA and provider are not responsible for the completeness or accuracy of any of the information contained herein, and makes no representations about its suitability for any purpose.

# Gloucester Park Race 6 Distance 2130m

Friday, 19 February 2021

Gross Time: 2:34.20 MileRate: 1:56.50 LeadTime: 38.30s First Qtr: 29.80s Second Qtr: 29.90s Third Qtr: 28.20s Fourth Qtr: 28.00s

No Horse	Plc	Margin	Time	800Time (W)	400 Time (W)	Finish Position and metres gained from 800m
1 RUMOUR HAS IT	1	0.0m	2:34.20	56.20s (0)	28.00s (0)	0.0
10 JUST FOR LOVE	2	1.2m	2:34.29	55.95s (0)	27.78s (0)	+3.6
7 BLACK JACK BABY	3	3.1m	2:34.43	55.15s (1)	27.38s (1)	+15.1
2 ROYAL ESSENCE	4	6.2m	2:34.66	55.99s (1)	27.99s (1)	+3.0
3 ALWAYS AN ANGEL	5	6.9m	2:34.71	56.36s (1)	28.34s (1)	-2.3
11 JOELENE	6	8.3m	2:34.81	56.15s (0)	27.91s (0)	+0.7
4 MINOR CATASTROPHE	7	10.1m	2:34.94	55.97s (0)	27.73s (0)	+3.3
5 BENESARI LANE	8	12.5m	2:35.12	55.84s (0)	27.64s (1)	+5.1
9 OUR SHOOTING STAR	9	16.6m	2:35.42	55.84s (0)	27.79s (2)	+5.2
8 SIMPLY SHAZ	10	18.8m	2:35.58	55.60s (1)	27.48s (1)	+8.6
12 AMERICAN ARMA	11	33.1m	2:36.64	57.53s (1)	29.71s (2)	-19.1
6 YELLOWROSEOFTEXAS	12	69.5m	2:39.32	59.49s (1)	28.66s (1)	-47.1



Sectionals  
Powered by

## Find out about our horse reports

Comprehensive sectional reports on any horse in Australia  
Perfect if you are buying, selling or own a StandardBred













Check us out at [www.pjdata.com.au](http://www.pjdata.com.au) and now on Facebook

RWWA and provider are not responsible for the completeness or accuracy of any of the information contained herein, and makes no representations about its suitability for any purpose.

# Gloucester Park Race 7 Distance 1730m

Friday, 19 February 2021

Gross Time: 2:01.40 MileRate: 1:52.90 LeadTime: 8.00s First Qtr: 28.20s Second Qtr: 29.40s Third Qtr: 28.40s Fourth Qtr: 27.40s

No Horse	Plc	Margin	Time	800Time (W)	400 Time (W)	Finish Position and metres gained from 800m
10 MATAI GEORDIE	1	0.0m	2:01.40	55.16s (1)	27.37s (1)	  +9.2
3 TRADIE	2	10.2m	2:02.14	56.20s (0)	27.80s (0)	 -5.8
1 ANVIL ROLLOVER	3	13.0m	2:02.34	56.70s (0)	28.29s (0)	 -13.0
4 VALENTINES BROOK	4	13.3m	2:02.36	56.38s (1)	27.79s (2)	 -8.3
12 MAJOR ARTIST	5	14.5m	2:02.45	56.18s (0)	27.77s (0)	 -5.5
5 CORDERO	6	18.6m	2:02.74	56.12s (1)	27.96s (4)	 -4.6
9 MANNING	7	20.6m	2:02.89	56.29s (0)	27.94s (1)	 -7.0
8 BOOM TIME	8	22.9m	2:03.05	55.78s (1)	27.65s (3)	 +0.3
6 TELLMETOATTACK	9	27.7m	2:03.40	56.45s (1)	28.27s (2)	 -9.3
2 LITTLE BITOF FUN	10	29.7m	2:03.54	57.80s (1)	29.08s (1)	 -28.9
7 BACK IN TWENTY	11	43.2m	2:04.52	58.28s (2)	29.66s (3)	 -35.8



Sectionals  
Powered by



## Find out about our horse reports

Comprehensive sectional reports on any horse in Australia  
Perfect if you are buying, selling or own a StandardBred

50% off  
in February

Check us out at [www.pjdata.com.au](http://www.pjdata.com.au) and now on Facebook




RWWA and provider are not responsible for the completeness or accuracy of any of the information contained herein, and makes no representations about its suitability for any purpose.

# Gloucester Park Race 8 Distance 2130m

Friday, 19 February 2021

Gross Time: 2:32.80 MileRate: 1:55.40 LeadTime: 35.80s First Qtr: 30.10s Second Qtr: 29.70s Third Qtr: 28.80s Fourth Qtr: 28.40s

No Horse	Plc	Margin	Time	800Time (W)	400 Time (W)	Finish Position and metres gained from 800m
2 ANTERO	1	0.0m	2:32.80	57.20s (0)	28.40s (0)	0.0
8 ROMAN ART	2	1.4m	2:32.90	55.69s (2)	28.02s (3)	+21.2
1 WALSH	3	7.2m	2:33.34	57.41s (0)	28.56s (0)	-3.0
9 DIEGO	4	7.8m	2:33.38	56.46s (2)	28.63s (2)	+10.4
4 BLUE BLAZER	5	14.2m	2:33.86	57.26s (0)	28.19s (0)	-0.8
12 CARRERA MACH	6	14.8m	2:33.90	57.41s (2)	29.22s (1)	-3.0
5 MACHLANI	7	16.5m	2:34.03	57.21s (1)	28.24s (1)	-0.1
6 BETTOR COPAGOODON	8	23.1m	2:34.52	57.56s (0)	28.51s (0)	-5.1
10 JOE WITH THE FLOW	9	26.8m	2:34.80	58.45s (0)	29.37s (0)	-17.6
11 BETTOR FINISH	10	28.2m	2:34.90	58.68s (1)	29.37s (2)	-20.8
3 DIVINIA BELLEZZA	11	35.0m	2:35.41	58.20s (1)	29.16s (1)	-14.0
7 AL GUERRERO	12	44.4m	2:36.11	60.16s (1)	30.52s (1)	-41.6



Sectionals  
Powered by

Find out about our horse reports

Comprehensive sectional reports on any horse in Australia  
Perfect if you are buying, selling or own a StandardBred

50% off  
in February

Check us out at [www.pjdata.com.au](http://www.pjdata.com.au) and now on Facebook

RWWA and provider are not responsible for the completeness or accuracy of any of the information contained herein, and makes no representations about its suitability for any purpose.



# Gloucester Park Race 9 Distance 2130m

Friday, 19 February 2021

Gross Time: 2:35.20 MileRate: 1:57.30 LeadTime: 36.80s First Qtr: 30.70s Second Qtr: 30.30s Third Qtr: 28.60s Fourth Qtr: 28.80s

No Horse	Plc	Margin	Time	800Time (W)	400 Time (W)	Finish Position and metres gained from 800m
2 ALY SHAR	1	0.0m	2:35.20	57.40s (0)	28.80s (0)	0.0
12 JUST MAKEMINE DIAM	2	1.3m	2:35.30	56.79s (1)	28.02s (2)	+8.5
5 ALL THE BELLS	3	1.9m	2:35.34	56.62s (0)	27.95s (1)	+10.9
1 BATAVIA SILVERLINE	4	4.3m	2:35.53	57.41s (0)	28.71s (0)	-0.1
10 INTHE SKYROCKET	5	5.0m	2:35.58	57.37s (1)	28.47s (1)	+0.4
11 BETTOR PACK IT	6	8.4m	2:35.84	57.39s (0)	28.66s (0)	+0.2
9 WEEWAH	7	10.2m	2:35.97	57.09s (1)	28.34s (2)	+4.4
8 MISS LIMELIGHT	8	11.8m	2:36.09	57.51s (2)	29.16s (2)	-1.6
7 MILEYS DESIRE	9	13.7m	2:36.24	57.12s (0)	28.58s (0)	+3.9
3 HEADLINE ACT	10	14.0m	2:36.26	58.33s (1)	29.49s (1)	-13.0
6 IDEAL CHARM	11	15.8m	2:36.39	57.20s (1)	28.43s (1)	+2.8
4 ZOZO MA GOGO	12	23.4m	2:36.97	57.84s (2)	29.36s (3)	-6.2



Sectionals  
Powered by

## Find out about our horse reports

Comprehensive sectional reports on any horse in Australia  
Perfect if you are buying, selling or own a StandardBred

Check us out at [www.pjdata.com.au](http://www.pjdata.com.au) and now on Facebook

50% off  
in February










RWWA and provider are not responsible for the completeness or accuracy of any of the information contained herein, and makes no representations about its suitability for any purpose.

# Gloucester Park Race 10 Distance 2536m

Friday, 19 February 2021

Gross Time: 3:14.30 MileRate: 2:03.30 LeadTime: 73.20s First Qtr: 32.20s Second Qtr: 30.40s Third Qtr: 30.10s Fourth Qtr: 28.40s

No Horse	Plc	Margin	Time	800Time (W)	400 Time (W)	Finish Position and metres gained from 800m
2 ALWAYS A DREAMER	1	0.0m	3:14.30	58.43s (0)	28.40s (0)	 +1.0
3 DARK SECRET	2	6.9m	3:14.81	58.30s (0)	28.60s (2)	 +2.7
1 MY MDINA	3	8.7m	3:14.95	58.75s (0)	28.68s (0)	 -3.5
4 ONE BID BUYS	4	20.8m	3:15.85	58.95s (0)	29.08s (0)	 -6.2
7 ROCK TONIGHT	5	23.4m	3:16.05	59.36s (1)	29.12s (1)	 -11.5
6 LIGHTNING CALDER	6	33.1m	3:16.77	60.91s (1)	30.31s (1)	 -34
5 WAR SPIRIT	7	44.5m	3:17.62	61.26s (1)	30.69s (2)	 -37.9



Sectionals  
Powered by



## Find out about our horse reports

Comprehensive sectional reports on any horse in Australia  
Perfect if you are buying, selling or own a StandardBred

50% off  
in February

Check us out at [www.pjdata.com.au](http://www.pjdata.com.au) and now on Facebook




RWWA and provider are not responsible for the completeness or accuracy of any of the information contained herein, and makes no representations about its suitability for any purpose.