











# Bunbury Race 1 Distance 2100m

Friday, 5 March 2021

Gross Time: 2:36.40 MileRate: 1:59.80 LeadTime: 35.50s First Qtr: 32.10s Second Qtr: 30.70s Third Qtr: 29.00s Fourth Qtr: 29.10s

No Horse	Plc	Margin	Time	800Time (W)	400 Time (W)	Finish Position and metres gained from 800m
2 LAP OF HONOUR	1	0.0m	2:36.40	58.10s (0)	29.10s (0)	 0.0
4 SIR SID	2	0.8m	2:36.46	57.33s (1)	28.88s (2)	 +10.6
3 TUMBLIN DICE	3	2.6m	2:36.60	57.80s (1)	28.61s (2)	 +4.2
5 FRANCO WESTERN	4	2.7m	2:36.61	56.85s (1)	28.46s (1)	 +17.8
11 BETTOR BE ARTFUL	5	2.8m	2:36.61	57.16s (1)	28.69s (0)	 +13.0
9 MEET YOUR MAKER	6	5.2m	2:36.80	58.17s (0)	29.17s (0)	 -1.0
7 MAJOR AMIGO	7	32.2m	2:38.86	60.24s (1)	31.05s (1)	 -29.6
10 LIZZIE THORPE	8	45.2m	2:39.85	60.41s (0)	30.16s (0)	 -32.0
1 ANABETH	9	68.3m	2:41.61	62.41s (0)	30.79s (0)	 -59.7
8 GREGARMY	10	146.2m	2:47.56	67.36s (0)	37.07s (1)	 -128.



Sectionals  
Powered by

**PJ HARNESS ANALYSER**  
HORSE REPORTS RAW DATA  
All your sectional needs  
Check us out at [www.pjdata.com.au](http://www.pjdata.com.au) and now on Facebook

RWWA and provider are not responsible for the completeness or accuracy of any of the information contained herein, and makes no representations about its suitability for any purpose.

# Bunbury Race 2 Distance 2100m

Friday, 5 March 2021

Gross Time: 2:34.20 MileRate: 1:58.10 LeadTime: 36.70s First Qtr: 30.00s Second Qtr: 30.70s Third Qtr: 28.00s Fourth Qtr: 28.80s

No Horse	Plc	Margin	Time	800Time (W)	400 Time (W)	Finish Position and metres gained from 800m
3 BENESARI LANE	1	0.0m	2:34.20	55.90s (1)	28.57s (2)	+12.8
1 OUR SHOOTING STAR	2	0.4m	2:34.23	56.83s (0)	28.83s (0)	-0.4
8 STAR LILLY	3	5.0m	2:34.58	56.84s (0)	28.80s (0)	-0.6
7 NOVEL APPROACH	4	6.7m	2:34.71	55.78s (1)	28.18s (2)	+14.5
9 ADVANCE STRIKE	5	7.2m	2:34.74	56.67s (0)	28.41s (0)	+1.8
6 BETTOR BEACH BELLE	6	7.2m	2:34.74	56.11s (1)	28.24s (1)	+9.8
2 SECRET REACTION	7	8.8m	2:34.87	56.84s (1)	28.69s (2)	-0.6
4 ABSOLUTE DELIGHT	8	11.1m	2:35.04	57.32s (1)	29.18s (1)	-7.3
5 SHELLNA	9	25.3m	2:36.11	57.64s (0)	29.12s (0)	-



Sectionals  
Powered by









**PJ HARNESS ANALYSER**  
HORSE REPORTS RAW DATA  
All your sectional needs  
Check us out at [www.pjdata.com.au](http://www.pjdata.com.au) and now on Facebook

RWWA and provider are not responsible for the completeness or accuracy of any of the information contained herein, and makes no representations about its suitability for any purpose.

# Bunbury Race 3 Distance 2100m

Friday, 5 March 2021

Gross Time: 2:36.50 MileRate: 1:59.90 LeadTime: 38.10s First Qtr: 31.70s Second Qtr: 29.80s Third Qtr: 28.30s Fourth Qtr: 28.60s

No Horse	Plc	Margin	Time	800Time (W)	400 Time (W)	Finish Position and metres gained from 800m
3 MEDIEVAL MAN	1	0.0m	2:36.50	56.90s (0)	28.60s (0)	 0.0
8 GO HOME JO	2	5.2m	2:36.89	56.66s (0)	28.34s (0)	 +3.4
7 FIREPLAY	3	7.5m	2:37.06	56.45s (1)	28.58s (2)	 +6.3
1 ROAD CLOSURE	4	8.1m	2:37.11	57.16s (0)	28.85s (0)	 -3.7
4 MIDDLE OF THE ROAD	5	9.4m	2:37.21	57.23s (1)	29.03s (1)	 -4.6
2 MISSION GLORY	6	16.9m	2:37.77	57.19s (0)	28.88s (0)	 -4.1
6 MASTER CARIBBEAN	7	19.5m	2:37.96	56.99s (1)	29.74s (2)	 -1.3
5 HARD TO FORGET	8	23.0m	2:38.23	57.85s (1)	29.42s (1)	 -11.4



Sectionals  
Powered by













**PJ HARNESS ANALYSER**  
HORSE REPORTS RAW DATA  
All your sectional needs  
Check us out at [www.pjdata.com.au](http://www.pjdata.com.au) and now on Facebook

RWWA and provider are not responsible for the completeness or accuracy of any of the information contained herein, and makes no representations about its suitability for any purpose.

# Bunbury Race 4 Distance 2100m

Friday, 5 March 2021

Gross Time: 2:34.80 MileRate: 1:58.60 LeadTime: 37.10s First Qtr: 32.10s Second Qtr: 28.70s Third Qtr: 27.60s Fourth Qtr: 29.30s

No Horse	Plc	Margin	Time	800Time (W)	400 Time (W)	Finish Position and metres gained from 800m
1 BATAVIA PLAYBOY	1	0.0m	2:34.80	56.60s (0)	28.99s (0)	 +4.2
2 PELIGROSO	2	0.5m	2:34.84	56.94s (0)	29.34s (0)	 -0.5
10 THE STARS ABOVE	3	2.6m	2:35.00	55.98s (1)	28.35s (1)	 +13.0
5 TORPEDO ROCK	4	3.9m	2:35.10	56.67s (1)	29.06s (1)	 +3.3
11 LONGREACH BAY	5	5.7m	2:35.24	57.09s (1)	29.50s (1)	 -2.7
12 WARRIORS LEGACY	6	8.7m	2:35.47	56.11s (1)	28.49s (1)	 +11.1
8 FLAMING CULLEN	7	9.4m	2:35.52	56.97s (0)	29.37s (0)	 -1.0
9 STAR BOSS	8	12.4m	2:35.75	56.89s (0)	29.29s (0)	 +0.2
6 GINGERS JET	9	13.0m	2:35.80	56.12s (1)	28.50s (1)	 +11.0
7 GORDON	10	14.2m	2:35.89	56.72s (0)	29.11s (0)	 +2.6
3 SONO ABRUZZESE	11	15.8m	2:36.01	57.21s (1)	29.62s (1)	 -4.4
4 WAR CLUB	12	32.9m	2:37.33	57.74s (0)	30.17s (0)	 -11.9



Sectionals  
Powered by













**PJ HARNESS ANALYSER**  
HORSE REPORTS RAW DATA  
All your sectional needs  
Check us out at [www.pjdata.com.au](http://www.pjdata.com.au) and now on Facebook

RWWA and provider are not responsible for the completeness or accuracy of any of the information contained herein, and makes no representations about its suitability for any purpose.

# Bunbury Race 5 Distance 2569m

Friday, 5 March 2021

Gross Time: 3:06.80 MileRate: 1:57.00 LeadTime: 71.40s First Qtr: 31.10s Second Qtr: 29.00s Third Qtr: 27.60s Fourth Qtr: 27.70s

No Horse	Plc	Margin	Time	800Time (W)	400 Time (W)	Finish Position and metres gained from 800m
4 MAJOR TIMES	1	0.0m	3:06.80	55.30s (0)	27.70s (0)	 0.0
1 THE BIRD DANCE	2	7.3m	3:07.33	55.51s (0)	27.90s (0)	-3.1 
3 BLETCHLEY PARK	3	7.9m	3:07.38	55.02s (1)	27.38s (1)	+4.1 
8 LORD ROSCO	4	12.3m	3:07.70	55.55s (0)	27.94s (0)	-3.7 
9 VULTAN TIN	5	18.1m	3:08.12	55.10s (1)	27.82s (2)	+2.9 
2 ALTA RHETT	6	18.7m	3:08.16	55.71s (0)	28.06s (0)	-5.9 
10 ROMAN ART	7	19.3m	3:08.21	55.51s (1)	27.87s (1)	-3.1 
7 MIRRAGON	8	19.4m	3:08.21	56.39s (1)	28.83s (1)	-15.8 
12 OUR JIMMY JOHNSTON	9	20.0m	3:08.26	55.51s (0)	27.81s (0)	-3.0 
11 BETTOR BE OSCAR	10	24.6m	3:08.59	55.26s (1)	27.88s (1)	+0.6 
5 HAS NO FEAR	11	27.0m	3:08.77	55.67s (0)	27.69s (1)	-25.1 
6 DREDLOCK ROCKSTAR	12	33.1m	3:09.21	57.03s (1)	29.37s (1)	-25.1 



Sectionals  
Powered by

**PJ HARNESS ANALYSER**  
HORSE REPORTS RAW DATA  
All your sectional needs  
Check us out at [www.pjdata.com.au](http://www.pjdata.com.au) and now on Facebook

RWWA and provider are not responsible for the completeness or accuracy of any of the information contained herein, and makes no representations about its suitability for any purpose.

# Bunbury Race 6 Distance 2100m

Friday, 5 March 2021

Gross Time: 2:32.90 MileRate: 1:57.20 LeadTime: 36.30s First Qtr: 31.20s Second Qtr: 29.60s Third Qtr: 28.20s Fourth Qtr: 27.60s

No Horse	Plc	Margin	Time	800Time (W)	400 Time (W)	Finish Position and metres gained from 800m
8 SHEEZ OUR HOPE	1	0.0m	2:32.90	54.26s (1)	27.31s (2)	
10 STAR OF DIAMONDS	2	0.8m	2:32.96	54.00s (1)	27.06s (2)	
7 ALL THE BELLS	3	9.8m	2:33.61	55.27s (1)	27.27s (2)	
6 MAJOR JADE	4	10.0m	2:33.63	56.24s (1)	28.07s (1)	
5 NEWSLETTER	5	10.6m	2:33.67	55.99s (1)	27.79s (1)	
4 DONT LOOK	6	13.1m	2:33.85	56.71s (0)	28.50s (0)	
3 MAJOR MICHELLE	7	33.0m	2:35.30	57.15s (0)	28.55s (0)	
2 MADAM OF MISCHIEF	8	35.1m	2:35.45	57.58s (0)	29.02s (0)	
9 JILL MACH	9	36.5m	2:35.55	57.44s (1)	29.16s (1)	
1 SONGKRAN	10	45.8m	2:36.23	58.66s (0)	30.07s (0)	



Sectionals  
Powered by

**PJ HARNESS ANALYSER**  
HORSE REPORTS RAW DATA

All your sectional needs








Check us out at [www.pjdata.com.au](http://www.pjdata.com.au) and now on Facebook

RWWA and provider are not responsible for the completeness or accuracy of any of the information contained herein, and makes no representations about its suitability for any purpose.

# Bunbury Race 7 Distance 2100m

Friday, 5 March 2021

Gross Time: 2:37.90 MileRate: 2:01.00 LeadTime: 37.50s First Qtr: 32.90s Second Qtr: 29.70s Third Qtr: 29.30s Fourth Qtr: 28.50s

No Horse	Plc	Margin	Time	800Time (W)	400 Time (W)	Finish Position and metres gained from 800m
1 MOMENTO PERFECTO	1	0.0m	2:37.90	57.80s (0)	28.50s (0)	 0.0
3 KITTY GO ROUND	2	6.0m	2:38.35	57.93s (0)	28.56s (0)	-1.8 
4 HURN	3	6.4m	2:38.38	57.61s (0)	28.24s (0)	+2.6 
7 SWEET SASSYMOLASSY	4	19.3m	2:39.34	58.20s (0)	28.82s (2)	-5.5 
6 NEVERFELTBETTER	5	21.3m	2:39.49	58.40s (1)	29.30s (3)	-8.3 
5 LIKA MISSILE	6	25.5m	2:39.81	59.33s (1)	29.81s (1)	-21.3 
2 MAJOR DAZZLER	7	31.2m	2:40.24	59.42s (1)	30.00s (2)	-22.6 



Sectionals  
Powered by



**PJ HARNESS ANALYSER**  
HORSE REPORTS RAW DATA  
All your sectional needs  
Check us out at [www.pjdata.com.au](http://www.pjdata.com.au) and now on Facebook








RWWA and provider are not responsible for the completeness or accuracy of any of the information contained herein, and makes no representations about its suitability for any purpose.

# Bunbury Race 8 Distance 1609m

Friday, 5 March 2021

Gross Time: 1:58.80 MileRate: 1:58.80 LeadTime: 0.00s First Qtr: 29.70s Second Qtr: 30.30s Third Qtr: 30.50s Fourth Qtr: 28.30s

No Horse	Plc	Margin	Time	800Time (W)	400 Time (W)	Finish Position and metres gained from 800m
5 BATTLESCARD	1	0.0m	1:58.80	58.80s (0)	28.30s (0)	 0.0
1 MISS SASSY	2	7.0m	1:59.32	59.00s (0)	28.48s (0)	 -2.8
2 MAKE YOUR MARK	3	12.0m	1:59.69	59.03s (0)	28.51s (0)	 -3.2
4 BEEN SCOOTIN	4	19.9m	2:00.28	59.23s (0)	28.84s (1)	 -5.9
3 TRUNKEY FETCH	5	20.2m	2:00.30	59.93s (1)	29.50s (1)	 -15.4



Sectionals  
Powered by

**PJ HARNESS ANALYSER**  
HORSE REPORTS RAW DATA  
All your sectional needs  
Check us out at [www.pjdata.com.au](http://www.pjdata.com.au) and now on Facebook




RWWA and provider are not responsible for the completeness or accuracy of any of the information contained herein, and makes no representations about its suitability for any purpose.