







Gloucester Park Race 1 Distance 1730m

Friday, 12 March 2021

Gross Time: 2:01.50 MileRate: 1:53.00 LeadTime: 8.00s First Qtr: 28.20s Second Qtr: 28.50s Third Qtr: 27.90s Fourth Qtr: 28.90s

No Horse	Plc	Margin	Time	800Time (W)	400 Time (W)	Finish Position and metres gained from 800m
1 STROKE OF LUCK	1	0.0m	2:01.50	56.80s (0)	28.90s (0)	 0.0
3 CHIAROSCURO	2	0.5m	2:01.54	56.54s (0)	28.61s (1)	 +3.7
4 MIGHTY CONQUEROR	3	1.4m	2:01.61	56.84s (1)	29.00s (1)	 -0.6
6 SALEAHS COMAND	4	8.6m	2:02.15	56.79s (0)	28.86s (0)	 +0.2
5 LORD ROSCO	5	11.2m	2:02.35	57.21s (1)	29.06s (1)	 -5.8
2 SIMBA BROMAC	6	65.2m	2:06.45	57.52s (0)	29.99s (0)	 -10.2



Sectionals
Powered by



PJ HARNESS ANALYSER
HORSE REPORTS RAW DATA
All your sectional needs
Check us out at www.pjdata.com.au and now on Facebook



RWWA and provider are not responsible for the completeness or accuracy of any of the information contained herein, and makes no representations about its suitability for any purpose.

Gloucester Park Race 2 Distance 2130m

Friday, 12 March 2021

Gross Time: 2:32.20 MileRate: 1:55.00 LeadTime: 36.40s First Qtr: 31.00s Second Qtr: 29.00s Third Qtr: 27.60s Fourth Qtr: 28.20s

No Horse	Plc	Margin	Time	800Time (W)	400 Time (W)	Finish Position and metres gained from 800m
5 MATAI GEORDIE	1	0.0m	2:32.20	55.20s (1)	28.20s (1)	+8.6
3 BOOM TIME	2	3.1m	2:32.43	56.02s (1)	28.38s (0)	-3.1
4 POCKET THE CASH	3	6.7m	2:32.70	55.97s (1)	28.22s (1)	-2.5
7 MASTER PUBLISHER	4	24.3m	2:34.00	56.60s (1)	28.74s (2)	-19.0
10 POISED TO POUNCE	5	28.4m	2:34.30	57.12s (0)	29.10s (1)	-14.9
11 ZOZO MA GOGO	6	28.9m	2:34.34	56.83s (0)	28.95s (0)	-12.0
9 BACK IN TWENTY	7	29.2m	2:34.36	56.63s (1)	28.75s (2)	-29.3
2 ANVIL ROLLOVER	8	29.3m	2:34.37	57.83s (0)	29.67s (0)	-8.9
8 IM BETA THAN GOUDA	9	32.5m	2:34.61	56.42s (0)	28.63s (0)	-30.2
1 LA SULEIMAN	10	35.4m	2:34.82	57.89s (0)	29.70s (0)	-200
6 TELL METO ATTACK	11	218.8m	2:48.41	69.69s (0)	41.94s (1)	-200



Sectionals
Powered by

PJ HARNESS ANALYSER
HORSE REPORTS RAW DATA
All your sectional needs
Check us out at www.pjdata.com.au and now on Facebook













RWWA and provider are not responsible for the completeness or accuracy of any of the information contained herein, and makes no representations about its suitability for any purpose.

Gloucester Park Race 3 Distance 2130m

Friday, 12 March 2021

Gross Time: 2:33.60 MileRate: 1:56.00 LeadTime: 38.70s First Qtr: 31.00s Second Qtr: 28.80s Third Qtr: 27.50s Fourth Qtr: 27.60s

No Horse	Plc	Margin	Time	800Time (W)	400 Time (W)	Finish Position and metres gained from 800m
2 THOMSON BAY	1	0.0m	2:33.60	54.48s (0)	27.15s (0)	 +9.0
1 RAKASINC	2	2.0m	2:33.75	55.24s (0)	27.74s (0)	 -2.0
10 MACHLANI	3	8.4m	2:34.21	55.36s (0)	27.97s (1)	 -3.8
8 NAVAL AVIATOR	4	13.2m	2:34.56	55.10s (0)	27.67s (0)	 0.0
6 BETTOR BE OSCAR	5	14.6m	2:34.66	55.47s (1)	27.86s (1)	 -5.4
4 MISTER ARDEE	6	17.4m	2:34.86	55.03s (1)	27.39s (1)	 +1.0
9 JOE WITH THE FLOW	7	19.2m	2:34.99	55.20s (0)	27.59s (0)	 -1.4
7 MAJOR STARE	8	19.9m	2:35.05	56.18s (1)	28.62s (2)	 -15.7
5 LIAM NEIL	9	23.6m	2:35.31	55.13s (1)	27.52s (1)	 -0.4
3 INFATUATION	10	25.7m	2:35.47	55.92s (1)	28.27s (2)	 -11.9



Sectionals
Powered by

PJ HARNESS ANALYSER
HORSE REPORTS RAW DATA
All your sectional needs
Check us out at www.pjdata.com.au and now on Facebook

RWWA and provider are not responsible for the completeness or accuracy of any of the information contained herein, and makes no representations about its suitability for any purpose.

Gloucester Park Race 4 Distance 2130m

Friday, 12 March 2021

Gross Time: 2:34.00 MileRate: 1:56.30 LeadTime: 35.90s First Qtr: 31.20s Second Qtr: 30.40s Third Qtr: 28.60s Fourth Qtr: 27.90s

No Horse	Plc	Margin	Time	800Time (W)	400 Time (W)	Finish Position and metres gained from 800m
1 EXTRADITE	1	0.0m	2:34.00	56.50s (0)	27.90s (0)	0.0
5 ROCK ME OVER	2	5.2m	2:34.38	56.84s (1)	28.11s (1)	-4.8
3 THEREUGO	3	5.4m	2:34.40	56.57s (0)	27.94s (0)	-1.0
9 WALSH	4	7.2m	2:34.53	56.09s (1)	27.33s (1)	+5.8
6 J B MAUNEY	5	10.0m	2:34.73	56.58s (1)	27.89s (2)	-1.2
7 CARRERA MACH	6	10.1m	2:34.74	56.30s (0)	27.62s (0)	+2.9
2 BLACK JACK ZAC	7	11.9m	2:34.87	56.70s (0)	28.03s (0)	-2.9
4 TALKERUP	8	12.6m	2:34.92	57.06s (1)	28.18s (1)	-8.0
8 FREE TO AIR	9	13.7m	2:35.01	56.25s (0)	27.56s (0)	+3.5



Sectionals
Powered by

PJ HARNESS ANALYSER
HORSE REPORTS RAW DATA
All your sectional needs
Check us out at www.pjdata.com.au and now on Facebook












RWWA and provider are not responsible for the completeness or accuracy of any of the information contained herein, and makes no representations about its suitability for any purpose.

Gloucester Park Race 5 Distance 2130m

Friday, 12 March 2021

Gross Time: 2:36.20 MileRate: 1:58.00 LeadTime: 37.70s First Qtr: 31.10s Second Qtr: 30.40s Third Qtr: 29.70s Fourth Qtr: 27.30s

No Horse	Plc	Margin	Time	800Time (W)	400 Time (W)	Finish Position and metres gained from 800m
5 TEXAS TIGER	1	0.0m	2:36.20	57.00s (0)	27.30s (0)	 0.0
4 SILENT MAJOR	2	3.2m	2:36.43	57.03s (1)	27.30s (1)	-0.4 
1 BLETCHLEY PARK	3	4.1m	2:36.49	56.99s (0)	27.29s (0)	+0.1 
9 DIEGO	4	4.7m	2:36.54	56.13s (0)	26.55s (1)	+12.3 
7 PATRICKTHEPIRANHA	5	5.2m	2:36.57	56.87s (1)	27.15s (1)	+1.8 
3 THE BIRD DANCE	6	7.7m	2:36.75	56.64s (0)	26.95s (0)	+5.1 
2 MIRACLE MOOSE	7	7.9m	2:36.77	56.95s (0)	27.25s (0)	+0.7 
8 MIRRAGON	8	8.3m	2:36.80	56.78s (1)	27.08s (1)	+3.1 
6 CAULONIA ARTY	9	25.7m	2:38.05	57.30s (0)	27.89s (0)	



Sectionals
Powered by



PJ HARNESS ANALYSER
HORSE REPORTS RAW DATA
All your sectional needs
Check us out at www.pjdata.com.au and now on Facebook



RWWA and provider are not responsible for the completeness or accuracy of any of the information contained herein, and makes no representations about its suitability for any purpose.

Gloucester Park Race 6 Distance 2130m

Friday, 12 March 2021

Gross Time: 2:35.20 MileRate: 1:57.20 LeadTime: 37.00s First Qtr: 30.60s Second Qtr: 29.90s Third Qtr: 28.50s Fourth Qtr: 29.20s

No Horse	Plc	Margin	Time	800Time (W)	400 Time (W)	Finish Position and metres gained from 800m
6 MANNING	1	0.0m	2:35.20	57.57s (1)	29.10s (1)	+1.8
3 IM ROCKNROLL MAGIC	2	0.1m	2:35.21	57.71s (0)	29.21s (0)	-0.1
2 BETTOR FINISH	3	0.8m	2:35.26	57.01s (1)	28.50s (2)	+9.6
4 DISCO UNDER FIRE	4	1.2m	2:35.29	57.36s (1)	28.81s (1)	+4.8
1 TANAKA EAGLE	5	5.0m	2:35.58	57.76s (0)	29.16s (0)	-0.8
10 C C CHEVRON	6	6.7m	2:35.71	57.55s (0)	28.92s (0)	+2.1
5 IDEAL INVESTMENT	7	7.5m	2:35.77	57.32s (0)	28.73s (1)	+5.3
8 TWENTYNINE TWELVE	8	7.5m	2:35.77	57.03s (0)	28.47s (0)	+9.3
12 THE LAST DROP	9	8.3m	2:35.84	56.92s (1)	29.11s (3)	+10.9
9 THE LAST PARISIAN	10	8.8m	2:35.87	56.81s (0)	28.40s (2)	+12.4
7 BETTOR BE LIVELY	11	10.2m	2:35.98	56.72s (1)	28.69s (3)	+13.6
11 SARGE	12	10.5m	2:36.00	57.38s (1)	28.89s (2)	+4.5



Sectionals
Powered by










PJ HARNESS ANALYSER
HORSE REPORTS RAW DATA
All your sectional needs
Check us out at www.pjdata.com.au and now on Facebook

RWWA and provider are not responsible for the completeness or accuracy of any of the information contained herein, and makes no representations about its suitability for any purpose.

Gloucester Park Race 7 Distance 2130m

Friday, 12 March 2021

Gross Time: 2:36.60 MileRate: 1:58.40 LeadTime: 37.40s First Qtr: 32.00s Second Qtr: 30.50s Third Qtr: 28.30s Fourth Qtr: 28.40s

No Horse	Plc	Margin	Time	800Time (W)	400 Time (W)	Finish Position and metres gained from 800m
2 SUING YOU	1	0.0m	2:36.60	56.67s (0)	28.40s (0)	 +0.4
7 BLOCKJORG	2	3.4m	2:36.85	56.94s (1)	28.54s (1)	 -3.4
3 PHAR FROM KALAHARI	3	4.8m	2:36.96	56.39s (0)	28.03s (0)	 +4.4
9 BETTOR COPAGOODON	4	6.3m	2:37.07	56.14s (0)	27.81s (0)	 +7.9
5 BETTOR PACK IT	5	7.0m	2:37.12	56.88s (1)	28.43s (1)	 -2.6
1 GOOD DAY SUNSHINE	6	9.2m	2:37.29	56.98s (0)	28.67s (0)	 -4.0
8 MY PRAYER	7	9.8m	2:37.33	56.11s (1)	27.91s (1)	 +8.4
4 WEEWAH	8	11.1m	2:37.43	56.88s (1)	28.65s (2)	 -2.5
10 INTHE SKYROCKET	9	13.7m	2:37.62	56.75s (1)	28.52s (1)	 -0.7



Sectionals
Powered by

PJ HARNESS ANALYSER
HORSE REPORTS RAW DATA
All your sectional needs
Check us out at www.pjdata.com.au and now on Facebook

RWWA and provider are not responsible for the completeness or accuracy of any of the information contained herein, and makes no representations about its suitability for any purpose.

Gloucester Park Race 8 Distance 2130m

Friday, 12 March 2021

Gross Time: 2:34.30 MileRate: 1:56.60 LeadTime: 38.00s First Qtr: 30.00s Second Qtr: 29.10s Third Qtr: 28.10s Fourth Qtr: 29.10s

No Horse	Plc	Margin	Time	800Time (W)	400 Time (W)	Finish Position and metres gained from 800m
1 AMERICAN BULLITT	1	0.0m	2:34.30	56.84s (0)	28.78s (0)	+5.0
8 OTIS	2	1.1m	2:34.38	57.19s (1)	29.06s (1)	+0.1
3 SOUND WAVE	3	5.3m	2:34.70	56.92s (0)	28.86s (0)	+3.9
6 CARABAO	4	7.5m	2:34.87	56.78s (0)	28.73s (0)	+5.9
2 ROBBIE ROCKET	5	8.4m	2:34.94	57.80s (0)	29.71s (0)	-8.4
5 PELIGROSO	6	13.9m	2:35.36	57.15s (1)	28.92s (2)	+0.7
4 GIVE US A WAVE	7	15.2m	2:35.46	57.57s (1)	29.30s (1)	-5.2
7 STAR OF WILLOUGHBY	8	15.9m	2:35.51	57.95s (1)	29.76s (1)	-10.5



Sectionals
Powered by






PJ HARNESS ANALYSER
HORSE REPORTS RAW DATA
All your sectional needs
Check us out at www.pjdata.com.au and now on Facebook

RWWA and provider are not responsible for the completeness or accuracy of any of the information contained herein, and makes no representations about its suitability for any purpose.

Gloucester Park Race 9 Distance 2536m

Friday, 12 March 2021

Gross Time: 3:03.10 MileRate: 1:56.20 LeadTime: 66.10s First Qtr: 29.10s Second Qtr: 29.20s Third Qtr: 29.20s Fourth Qtr: 29.50s

No Horse	Plc	Margin	Time	800Time (W)	400 Time (W)	Finish Position and metres gained from 800m
6 ANTERO	1	0.0m	3:03.10	58.01s (1)	29.34s (2)	 +9.4
4 PAPINIK	2	3.7m	3:03.39	58.62s (1)	29.77s (1)	 +1.1
2 BLUE BLAZER	3	13.4m	3:04.14	59.21s (0)	30.04s (1)	 -7.0
5 MR KIWI	4	29.4m	3:05.37	60.04s (0)	30.79s (0)	 -18.4
3 BEACH SKIPPER	5	35.6m	3:05.85	61.30s (0)	31.86s (0)	 -36



Sectionals
Powered by



PJ HARNESS ANALYSER
HORSE REPORTS RAW DATA
All your sectional needs
Check us out at www.pjdata.com.au and now on Facebook

RWWA and provider are not responsible for the completeness or accuracy of any of the information contained herein, and makes no representations about its suitability for any purpose.

Gloucester Park Race 10 Distance 2130m

Friday, 12 March 2021

Gross Time: 2:38.20 MileRate: 1:59.50 LeadTime: 37.90s First Qtr: 33.30s Second Qtr: 30.40s Third Qtr: 28.20s Fourth Qtr: 28.40s

No Horse	Plc	Margin	Time	800Time (W)	400 Time (W)	Finish Position and metres gained from 800m
6 BLACK JACK BABY	1	0.0m	2:38.20	55.80s (1)	27.65s (2)	+11.4
3 JOELENE	2	4.6m	2:38.54	56.74s (1)	28.48s (1)	-2.0
4 BETTOR BEACH BELLE	3	4.7m	2:38.55	56.44s (1)	28.15s (1)	+2.3
5 UNCONDITIONAL	4	7.0m	2:38.72	57.09s (0)	28.89s (0)	-7.0
1 FOXY ROSE	5	15.8m	2:39.38	57.09s (0)	28.81s (0)	-7.0
2 OUR SHOOTING STAR	6	16.1m	2:39.40	57.45s (0)	29.20s (0)	-12.1



Sectionals
Powered by

PJ HARNESS ANALYSER
HORSE REPORTS RAW DATA
All your sectional needs
Check us out at www.pjdata.com.au and now on Facebook

RWWA and provider are not responsible for the completeness or accuracy of any of the information contained herein, and makes no representations about its suitability for any purpose.