








Gloucester Park Race 1 Distance 2130m

Tuesday, 16 March 2021

Gross Time: 2:37.70 MileRate: 1:59.10 LeadTime: 38.90s First Qtr: 31.90s Second Qtr: 31.00s Third Qtr: 28.10s Fourth Qtr: 27.80s

No Horse	Plc	Margin	Time	800Time (W)	400 Time (W)	Finish Position and metres gained from 800m
4 PER ARDUA AD ASTRA	1	0.0m	2:37.70	55.90s (0)	27.80s (0)	 0.0
3 CALIENTE	2	5.9m	2:38.13	56.12s (1)	27.72s (1)	 -3.1
6 BETTORS DESTROYA	3	10.8m	2:38.49	55.80s (1)	27.41s (1)	 +1.4
5 MAKE IT QUICK	4	13.1m	2:38.66	56.31s (1)	27.92s (1)	 -5.9
7 THE SWISS MAESTRO	5	13.5m	2:38.69	55.63s (1)	27.25s (1)	 +3.9
2 RODGER JAMES	6	23.8m	2:39.44	56.89s (0)	28.41s (0)	 -13.2
1 ONLY FIVE STARZZZ	7	32.2m	2:40.05	57.82s (0)	29.33s (0)	 -27.6



Sectionals
Powered by

PJ HARNESS ANALYSER
HORSE REPORTS RAW DATA
All your sectional needs
Check us out at www.pjdata.com.au and now on Facebook









RWWA and provider are not responsible for the completeness or accuracy of any of the information contained herein, and makes no representations about its suitability for any purpose.

Gloucester Park Race 2 Distance 2130m

Tuesday, 16 March 2021

Gross Time: 2:36.50 MileRate: 1:58.20 LeadTime: 38.20s First Qtr: 31.40s Second Qtr: 29.90s Third Qtr: 28.20s Fourth Qtr: 28.80s

No Horse	Plc	Margin	Time	800Time (W)	400 Time (W)	Finish Position and metres gained from 800m
7 MEDIEVAL MAN	1	0.0m	2:36.50	56.76s (1)	28.76s (1)	
1 IM SPIDERMAN	2	5.1m	2:36.89	57.36s (0)	29.17s (0)	
3 HEZ A CHANCE	3	10.9m	2:37.32	57.45s (0)	29.21s (0)	
2 DISSERTATION	4	16.8m	2:37.77	57.57s (0)	29.20s (0)	
6 HASTALAVISTA	5	21.9m	2:38.16	57.98s (1)	29.92s (1)	



Sectionals
Powered by












PJ HARNESS ANALYSER
HORSE REPORTS RAW DATA
All your sectional needs
Check us out at www.pjdata.com.au and now on Facebook

RWWA and provider are not responsible for the completeness or accuracy of any of the information contained herein, and makes no representations about its suitability for any purpose.

Gloucester Park Race 3 Distance 2130m

Tuesday, 16 March 2021

Gross Time: 2:32.90 MileRate: 1:55.50 LeadTime: 36.70s First Qtr: 30.40s Second Qtr: 28.60s Third Qtr: 28.80s Fourth Qtr: 28.40s

No Horse	Plc	Margin	Time	800Time (W)	400 Time (W)	Finish Position and metres gained from 800m
1 HEAVENS SHOWGIRL	1	0.0m	2:32.90	57.20s (0)	28.40s (0)	 0.0
10 WESTBURN YIELD	2	13.0m	2:33.87	57.73s (0)	28.94s (0)	-7.4 
11 DONT LOOK	3	16.0m	2:34.09	57.56s (0)	28.77s (0)	-5.0 
12 BEEJAYS STAR	4	21.7m	2:34.52	57.55s (0)	28.82s (0)	-4.9 
5 BETTYS LASS	5	22.9m	2:34.61	57.80s (1)	28.96s (1)	-8.5 
6 IDEAL CHARM	6	23.5m	2:34.65	57.19s (1)	28.92s (2)	+0.1 
8 SMOOTH RYE	7	23.9m	2:34.68	57.39s (0)	28.69s (1)	-2.7 
3 GO HOME JO	8	24.8m	2:34.75	58.39s (1)	29.43s (2)	-16.8 
7 SOUTHERN BELLE	9	29.7m	2:35.12	57.97s (1)	29.59s (3)	-10.9 
2 RUN FOR MERCY	10	35.5m	2:35.55	59.47s (1)	30.41s (1)	-31.9 
4 LIAURIE	11	52.9m	2:36.85	59.11s (0)	30.21s (0)	-26.9 



Sectionals
Powered by



PJ HARNESS ANALYSER
HORSE REPORTS RAW DATA
All your sectional needs
Check us out at www.pjdata.com.au and now on Facebook










RWWA and provider are not responsible for the completeness or accuracy of any of the information contained herein, and makes no representations about its suitability for any purpose.

Gloucester Park Race 4 Distance 2130m

Tuesday, 16 March 2021

Gross Time: 2:38.90 MileRate: 2:00.00 LeadTime: 39.90s First Qtr: 33.10s Second Qtr: 29.90s Third Qtr: 28.50s Fourth Qtr: 27.50s

No Horse	Plc	Margin	Time	800Time (W)	400 Time (W)	Finish Position and metres gained from 800m
4 LONGREACH BAY	1	0.0m	2:38.90	56.00s (0)	27.50s (0)	 0.0
3 IM BETA THAN GOUDA	2	7.9m	2:39.47	56.42s (1)	27.86s (1)	-6.1 
1 PALATINO	3	11.4m	2:39.72	56.47s (0)	27.79s (0)	-6.8 
5 STAR ARMBRO	4	13.8m	2:39.90	56.54s (1)	27.73s (1)	-7.8 
6 TRADIE	5	15.1m	2:39.99	56.31s (1)	27.53s (1)	-4.5 
2 AMERICAN ROCK	6	17.9m	2:40.20	56.62s (0)	27.83s (0)	-8.9 



Sectionals
Powered by



PJ HARNESS ANALYSER
HORSE REPORTS RAW DATA
All your sectional needs
Check us out at www.pjdata.com.au and now on Facebook












RWWA and provider are not responsible for the completeness or accuracy of any of the information contained herein, and makes no representations about its suitability for any purpose.

Gloucester Park Race 5 Distance 2130m

Tuesday, 16 March 2021

Gross Time: 2:39.20 MileRate: 2:00.30 LeadTime: 38.00s First Qtr: 30.80s Second Qtr: 31.50s Third Qtr: 29.70s Fourth Qtr: 29.20s

No Horse	Plc	Margin	Time	800Time (W)	400 Time (W)	Finish Position and metres gained from 800m
1 CHOPPING BLOCK	1	0.0m	2:39.20	58.90s (0)	29.20s (0)	 0.0
11 SIR SID	2	4.1m	2:39.51	57.11s (1)	28.22s (2)	 +24.5
3 ASHIMA	3	5.3m	2:39.61	58.18s (1)	28.67s (2)	 +9.9
8 GOODONYA MATE	4	6.3m	2:39.68	58.88s (1)	29.57s (1)	 +0.3
9 BETTOR LOOK	5	6.7m	2:39.71	57.96s (1)	29.40s (3)	 +12.9
5 HESACHARMER	6	6.8m	2:39.72	58.59s (1)	29.36s (2)	 +4.2
4 DARK SENSATIONS	7	26.1m	2:41.20	60.05s (0)	29.77s (0)	 -15.7
10 BILLYJACKS MATE	8	31.1m	2:41.58	60.78s (0)	30.48s (0)	 -25.7
6 LIL ROSIE LEE	9	85.6m	2:45.76	64.99s (1)	34.25s (1)	 -83.2



Sectionals
Powered by



PJ HARNESS ANALYSER
HORSE REPORTS RAW DATA

All your sectional needs

Check us out at www.pjdata.com.au and now on Facebook











RWWA and provider are not responsible for the completeness or accuracy of any of the information contained herein, and makes no representations about its suitability for any purpose.

Gloucester Park Race 6 Distance 2130m

Tuesday, 16 March 2021

Gross Time: 2:35.00 MileRate: 1:57.10 LeadTime: 38.50s First Qtr: 30.20s Second Qtr: 28.50s Third Qtr: 28.10s Fourth Qtr: 29.70s

No Horse	Plc	Margin	Time	800Time (W)	400 Time (W)	Finish Position and metres gained from 800m	
1 OVERJOYED	1	0.0m	2:35.00	57.80s (0)	29.64s (0)		0.0
6 SIDSTREPO	2	0.1m	2:35.01	56.97s (1)	29.71s (2)		+11.5
2 DYNAMITE BEACH	3	27.9m	2:37.17	59.47s (0)	30.93s (0)		-23.3
4 EXPRESS BEAUTY	4	28.7m	2:37.23	59.19s (0)	30.68s (0)		-19.3
3 TRICKIN	5	37.1m	2:37.89	59.92s (1)	31.39s (1)		-29.5
5 SHEZLIKATERROR	6	40.6m	2:38.16	59.73s (0)	31.13s (1)		-26.8
7 ALTAMATUM	7	144.2m	2:46.22	68.06s (1)	40.11s (1)		-142.



Sectionals
Powered by



PJ HARNESS ANALYSER

HORSE REPORTS RAW DATA

All your sectional needs

Check us out at www.pjdata.com.au and now on Facebook











RWWA and provider are not responsible for the completeness or accuracy of any of the information contained herein, and makes no representations about its suitability for any purpose.

Gloucester Park Race 7 Distance 2130m

Tuesday, 16 March 2021

Gross Time: 2:41.10 MileRate: 2:01.70 LeadTime: 39.20s First Qtr: 32.30s Second Qtr: 30.90s Third Qtr: 30.40s Fourth Qtr: 28.30s

No Horse	Plc	Margin	Time	800Time (W)	400 Time (W)	Finish Position and metres gained from 800m
3 ROCKINTHEBOX	1	0.0m	2:41.10	58.70s (0)	28.30s (0)	 0.0
7 BURNING RUBBER	2	1.1m	2:41.18	58.20s (1)	27.81s (2)	 +6.9
1 LIVE LIFE FAST	3	2.0m	2:41.25	58.52s (0)	28.12s (0)	 +2.4
2 ALLTHEWAYTOROYALT	4	2.9m	2:41.32	58.28s (0)	27.90s (0)	 +5.7
5 CHANGINGOFTHEGUAR	5	4.5m	2:41.43	58.09s (0)	27.70s (0)	 +8.3
4 CAVALRY CALL	6	6.7m	2:41.60	58.91s (1)	28.43s (1)	 -2.9
6 TEPELO STAR	7	43.9m	2:44.36	61.00s (1)	30.50s (1)	 -31.5



Sectionals
Powered by

PJ HARNESS ANALYSER
HORSE REPORTS RAW DATA
All your sectional needs
Check us out at www.pjdata.com.au and now on Facebook




RWWA and provider are not responsible for the completeness or accuracy of any of the information contained herein, and makes no representations about its suitability for any purpose.

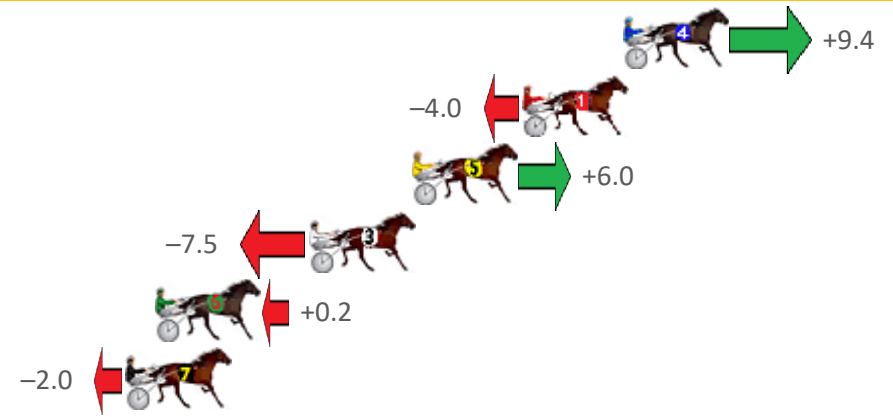
Gloucester Park Race 8 Distance 2503m

Tuesday, 16 March 2021

Gross Time: 3:19.90 MileRate: 2:05.50 LeadTime: 75.50s First Qtr: 32.40s Second Qtr: 31.40s Third Qtr: 30.10s Fourth Qtr: 30.50s

No Horse	Plc	Margin	Time	800Time (W)	400 Time (W)
4 ON FAST FORWARD	1	0.0m	3:19.90	59.89s (0)	30.42s (1)
1 WESHOULDBESOLUCKY	2	4.0m	3:20.22	60.90s (0)	30.80s (0)
5 ONE BID BUYS	3	8.4m	3:20.57	60.15s (0)	30.18s (0)
3 KELL ROAD KID	4	12.5m	3:20.90	61.16s (0)	30.86s (0)
6 MORTICIAN	5	18.6m	3:21.38	60.58s (0)	30.59s (0)
7 TENNO SHO	6	19.8m	3:21.48	60.75s (1)	30.68s (1)

Finish Position and metres gained from 800m



Sectionals
Powered by

PJ HARNESS ANALYSER

HORSE REPORTS RAW DATA

All your sectional needs

Check us out at www.pjdata.com.au and now on Facebook

RWWA and provider are not responsible for the completeness or accuracy of any of the information contained herein, and makes no representations about its suitability for any purpose.