

# Gloucester Park Race 1 Distance 2536m

Friday, 19 March 2021

Gross Time: 3:05.60 MileRate: 1:57.80 LeadTime: 68.60s First Qtr: 30.50s Second Qtr: 30.20s Third Qtr: 27.50s Fourth Qtr: 28.80s

No Horse	Plc	Margin	Time	800Time (W)	400 Time (W)	Finish Position and metres gained from 800m
6 MANNING	1	0.0m	3:05.60	56.17s (1)	28.66s (1)	+1.8
3 POCKET THE CASH	2	2.9m	3:05.82	56.08s (1)	28.54s (1)	+3.1
1 POISED TO POUNCE	3	7.0m	3:06.13	56.79s (0)	29.30s (0)	-7.0
12 ALIMAN	4	10.3m	3:06.38	56.39s (0)	28.68s (0)	-1.3
10 LA SULEIMAN	5	13.5m	3:06.62	56.95s (0)	29.21s (0)	-9.3
8 BOUNTIFUL REACTOR	6	14.7m	3:06.71	56.36s (2)	28.96s (1)	-0.9
7 ROLL WITH ME	7	16.6m	3:06.85	56.72s (1)	28.73s (1)	-6.0
5 SARGE	8	17.4m	3:06.92	56.31s (0)	28.70s (0)	-0.2
2 MASTER PUBLISHER	9	104.4m	3:13.49	63.26s (2)	35.74s (2)	-99.4
9 CORDERO	10	172.4m	3:18.63	67.27s (1)	39.90s (2)	-156.
11 LONGREACH BAY	11	216.5m	3:21.97	70.79s (2)	43.47s (2)	-207.



Sectionals  
Powered by

## PJ HARNESS ANALYSER

### HORSE REPORTS RAW DATA

All your sectional needs

Check us out at [www.pjdata.com.au](http://www.pjdata.com.au) and now on Facebook

RWWA and provider are not responsible for the completeness or accuracy of any of the information contained herein, and makes no representations about its suitability for any purpose.


# Gloucester Park Race 2 Distance 2536m

Friday, 19 March 2021

Gross Time: 3:10.00 MileRate: 2:00.60 LeadTime: 69.90s First Qtr: 32.50s Second Qtr: 31.20s Third Qtr: 28.20s Fourth Qtr: 28.20s

No Horse	Plc	Margin	Time	800Time (W)	400 Time (W)
4 JOE WITH THE FLOW	1	0.0m	3:10.00	56.40s (0)	28.20s (0)
5 MACHLANI	2	0.2m	3:10.01	56.19s (1)	28.10s (1)
1 TUAS DELIGHT	3	1.5m	3:10.11	56.21s (0)	28.01s (0)
7 THE LAST DROP	4	7.7m	3:10.57	56.42s (1)	28.33s (1)
11 ONE FOR DAVE ANDME	5	8.5m	3:10.63	55.96s (2)	28.42s (2)
12 TANAKA EAGLE	6	10.6m	3:10.79	56.23s (0)	27.96s (0)
9 C C CHEVRON	7	14.2m	3:11.05	55.85s (0)	27.57s (0)
6 TWENTYNINE TWELVE	8	16.1m	3:11.19	56.14s (1)	28.31s (1)
10 BETTOR FINISH	9	17.8m	3:11.32	57.03s (0)	28.73s (1)
3 ROCKNROLL WHITBY	10	18.1m	3:11.34	56.81s (1)	28.74s (2)
8 EXTREME PRINCE	11	18.7m	3:11.39	56.49s (0)	28.18s (1)

## Finish Position and metres gained from 800m



Sectionals  
Powered by



PJ HARNESS ANALYSER

HORSE REPORTS RAW DATA

All your sectional needs

Check us out at [www.pjdata.com.au](http://www.pjdata.com.au) and now on Facebook















RWWA and provider are not responsible for the completeness or accuracy of any of the information contained herein, and makes no representations about its suitability for any purpose.

# Gloucester Park Race 3 Distance 2536m

Friday, 19 March 2021

Gross Time: 3:11.10 MileRate: 2:01.30 LeadTime: 72.20s First Qtr: 32.10s Second Qtr: 31.40s Third Qtr: 28.10s Fourth Qtr: 27.30s

No Horse	Plc	Margin	Time	800Time (W)	400 Time (W)	Finish Position and metres gained from 800m	
2 RAKASINC	1	0.0m	3:11.10	55.40s (0)	27.30s (0)		0.0
1 LIGHTNING JOLT	2	2.4m	3:11.27	55.26s (0)	27.14s (0)		+2.0
5 MY CARBON COPY	3	6.7m	3:11.58	55.32s (1)	27.21s (2)		+1.1
10 HAS NO FEAR	4	7.7m	3:11.65	55.28s (0)	27.16s (0)		+1.7
3 MISTER ARDEE	5	7.7m	3:11.65	55.12s (2)	27.61s (2)		+4.1
11 BEACH SKIPPER	6	14.3m	3:12.13	55.38s (0)	27.27s (0)		+0.3
6 LIAM NEIL	7	15.4m	3:12.21	55.10s (1)	27.50s (1)		+4.4
12 A BOY NAMED ROSIE	8	18.0m	3:12.39	55.33s (0)	27.20s (0)		+1.0
9 NAVAL AVIATOR	9	19.0m	3:12.47	54.97s (0)	27.41s (1)		+6.2
8 TALKERUP	10	20.5m	3:12.57	56.58s (1)	28.37s (1)		-17.1
4 CARRERA MACH	11	44.9m	3:14.33	57.38s (2)	28.83s (2)		-28.7



Sectionals  
Powered by

**PJ HARNESS ANALYSER**  
HORSE REPORTS RAW DATA  
All your sectional needs  
Check us out at [www.pjdata.com.au](http://www.pjdata.com.au) and now on Facebook



RWWA and provider are not responsible for the completeness or accuracy of any of the information contained herein, and makes no representations about its suitability for any purpose.

# Gloucester Park Race 4 Distance 2130m

Friday, 19 March 2021

Gross Time: 2:32.70 MileRate: 1:55.40 LeadTime: 37.20s First Qtr: 29.10s Second Qtr: 30.00s Third Qtr: 28.20s Fourth Qtr: 28.20s

No Horse	Plc	Margin	Time	800Time (W)	400 Time (W)	Finish Position and metres gained from 800m
7 ROCK ME OVER	1	0.0m	2:32.70	56.40s (0)	28.20s (0)	0.0
8 FIFTY FIVE REBORN	2	1.6m	2:32.82	56.29s (1)	28.12s (1)	+1.6
3 THEREUGO	3	6.1m	2:33.15	56.49s (0)	28.31s (0)	-1.3
1 WALSH	4	10.5m	2:33.48	56.49s (0)	28.29s (0)	-1.3
11 FREE TO AIR	5	11.2m	2:33.53	55.92s (0)	27.63s (0)	+6.8
2 BLUE BLAZER	6	11.3m	2:33.54	56.36s (1)	28.21s (2)	+0.5
4 SALEAHS COMAND	7	11.7m	2:33.57	56.70s (1)	28.50s (1)	-4.3
9 MR KIWI	8	13.6m	2:33.71	55.85s (1)	28.10s (3)	+7.8
10 IM ROCKNROLL MAGIC	9	15.5m	2:33.85	56.52s (0)	28.24s (0)	-1.7
6 BLACK JACK ZAC	10	18.7m	2:34.09	55.87s (1)	28.09s (2)	+7.5
5 BROOKIES JET	11	19.8m	2:34.17	56.23s (0)	28.06s (1)	+2.4
12 ONE FOR SASSY	12	23.9m	2:34.47	56.93s (1)	28.66s (1)	-7.5



Sectionals  
Powered by

**PJ HARNESS ANALYSER**  
HORSE REPORTS RAW DATA  
All your sectional needs  
Check us out at [www.pjdata.com.au](http://www.pjdata.com.au) and now on Facebook














RWWA and provider are not responsible for the completeness or accuracy of any of the information contained herein, and makes no representations about its suitability for any purpose.

# Gloucester Park Race 5 Distance 2536m

Friday, 19 March 2021

Gross Time: 3:00.20 MileRate: 1:54.40 LeadTime: 67.00s First Qtr: 28.00s Second Qtr: 29.20s Third Qtr: 28.10s Fourth Qtr: 27.90s

No Horse	Plc	Margin	Time	800Time (W)	400 Time (W)	Finish Position and metres gained from 800m
10 LAVRA JOE	1	0.0m	3:00.20	56.00s (0)	27.90s (0)	 0.0
2 PINNY TIGER	2	19.9m	3:01.66	56.79s (0)	28.48s (0)	-11.3 
1 CARABAO	3	25.6m	3:02.08	56.86s (0)	28.59s (1)	-12.4 
4 DOMINUS FACTUM	4	26.8m	3:02.17	57.56s (0)	29.31s (0)	-22.4 
7 SOUND WAVE	5	27.0m	3:02.18	56.63s (0)	28.37s (0)	-9.0 
5 MIGHTY RONALDO	6	29.4m	3:02.36	57.91s (1)	29.68s (1)	-27.4 
9 AMERICAN BULLITT	7	33.2m	3:02.64	56.72s (0)	28.47s (0)	-10.4 
6 ARMA EINSTEIN	8	42.1m	3:03.29	57.48s (1)	28.88s (2)	-21.3 
3 SEERYANFLY	9	42.3m	3:03.30	58.50s (1)	30.11s (1)	-35.9 
8 PELIGROSO	10	72.4m	3:05.51	59.93s (1)	31.12s (1)	-56.4 
12 TALKS UP A STORM	11	80.8m	3:06.13	60.84s (1)	32.03s (1)	-69.6 



Sectionals  
Powered by

**PJ HARNESS ANALYSER**  
HORSE REPORTS RAW DATA  
All your sectional needs  
Check us out at [www.pjdata.com.au](http://www.pjdata.com.au) and now on Facebook

RWWA and provider are not responsible for the completeness or accuracy of any of the information contained herein, and makes no representations about its suitability for any purpose.

# Gloucester Park Race 6 Distance 2130m

Friday, 19 March 2021

Gross Time: 2:35.50 MileRate: 1:57.50 LeadTime: 37.60s First Qtr: 31.60s Second Qtr: 30.20s Third Qtr: 28.90s Fourth Qtr: 27.20s

No Horse	Plc	Margin	Time	800Time (W)	400 Time (W)	Finish Position and metres gained from 800m
3 TEXAS TIGER	1	0.0m	2:35.50	56.10s (0)	27.20s (0)	0.0
2 RUNAWAY THREE	2	4.2m	2:35.80	56.10s (0)	27.20s (0)	0.0
8 IM FULL OF EXCUSES	3	5.7m	2:35.91	56.04s (1)	27.09s (1)	+0.9
10 BRACKEN SKY	4	7.4m	2:36.03	56.03s (0)	27.13s (0)	+1.0
4 OUR RHYTHM N BLUES	5	8.4m	2:36.10	55.90s (1)	26.97s (1)	+2.8
7 THOMSON BAY	6	8.4m	2:36.10	55.60s (1)	26.69s (1)	+7.2
9 SIMBA BROMAC	7	8.4m	2:36.10	56.52s (1)	27.57s (1)	-6.0
5 ROMAN ART	8	11.6m	2:36.33	55.50s (1)	26.62s (1)	+8.6
6 CAULONIA ARTY	9	17.0m	2:36.72	56.41s (0)	27.50s (0)	-4.4



Sectionals  
Powered by

**PJ HARNESS ANALYSER**  
HORSE REPORTS RAW DATA  
All your sectional needs  
Check us out at [www.pjdata.com.au](http://www.pjdata.com.au) and now on Facebook



RWWA and provider are not responsible for the completeness or accuracy of any of the information contained herein, and makes no representations about its suitability for any purpose.



# Gloucester Park Race 7 Distance 2130m

Friday, 19 March 2021

Gross Time: 2:30.60 MileRate: 1:53.80 LeadTime: 36.40s First Qtr: 28.00s Second Qtr: 27.90s Third Qtr: 29.30s Fourth Qtr: 29.00s

No Horse	Plc	Margin	Time	800Time (W)	400 Time (W)	Finish Position and metres gained from 800m
10 ZOZO MA GOGO	1	0.0m	2:30.60	57.39s (0)	29.00s (1)	+12.6
4 ALICE KAY	2	0.5m	2:30.64	57.02s (0)	28.94s (2)	+17.7
7 MAJOR JADE	3	23.6m	2:32.40	57.36s (0)	29.13s (1)	+13.0
8 SUIING YOU	4	24.1m	2:32.43	57.03s (0)	28.73s (1)	+17.5
6 PHAR FROM KALAHARI	5	36.1m	2:33.35	57.61s (1)	28.89s (1)	+9.5
1 JUST MAKEMINE DIAM	6	42.5m	2:33.83	61.38s (0)	32.06s (0)	-43
5 ADDA ROCKINHEAVEN	7	58.8m	2:35.07	60.23s (0)	31.48s (0)	-26.6
9 LEAP OF FAITH	8	71.3m	2:36.03	60.50s (1)	30.68s (0)	-30.3
2 MILEYS DESIRE	9	117.7m	2:39.56	64.16s (1)	32.08s (0)	-80.9



Sectionals  
Powered by

## PJ HARNESS ANALYSER

HORSE REPORTS      RAW DATA

All your sectional needs

Check us out at [www.pjdata.com.au](http://www.pjdata.com.au) and now on Facebook

RWWA and provider are not responsible for the completeness or accuracy of any of the information contained herein, and makes no representations about its suitability for any purpose.

# Gloucester Park Race 8 Distance 2130m

Friday, 19 March 2021

Gross Time: 2:35.20 MileRate: 1:57.20 LeadTime: 37.70s First Qtr: 30.60s Second Qtr: 31.00s Third Qtr: 28.40s Fourth Qtr: 27.50s

No Horse	Plc	Margin	Time	800Time (W)	400 Time (W)	Finish Position and metres gained from 800m
3 BLACK JACK BABY	1	0.0m	2:35.20	55.90s (0)	27.50s (0)	0.0
1 JOELENE	2	5.5m	2:35.60	55.95s (0)	27.49s (0)	-0.7
4 ALWAYS AN ANGEL	3	7.7m	2:35.76	55.49s (0)	26.96s (1)	+5.9
2 BENESARI LANE	4	8.0m	2:35.78	55.82s (0)	27.34s (0)	+1.2
5 NOVEL APPROACH	5	14.9m	2:36.28	55.67s (0)	27.30s (0)	+3.3
6 LADY JADORE	6	21.7m	2:36.77	55.82s (0)	27.30s (0)	+1.1
8 MINOR CATASTROPHE	7	30.2m	2:37.39	56.09s (0)	27.68s (1)	



Sectionals  
Powered by

**PJ HARNESS ANALYSER**  
HORSE REPORTS RAW DATA  
All your sectional needs  
Check us out at [www.pjdata.com.au](http://www.pjdata.com.au) and now on Facebook








RWWA and provider are not responsible for the completeness or accuracy of any of the information contained herein, and makes no representations about its suitability for any purpose.



# Gloucester Park Race 9 Distance 1730m

Friday, 19 March 2021

Gross Time: 2:07.30 MileRate: 1:58.40 LeadTime: 8.30s First Qtr: 31.30s Second Qtr: 31.70s Third Qtr: 28.60s Fourth Qtr: 27.40s

No Horse	Plc	Margin	Time	800Time (W)	400 Time (W)	Finish Position and metres gained from 800m
3 EXTRAORDINARY MARY	1	0.0m	2:07.30	56.00s (0)	27.40s (0)	 0.0
8 WONDERFUL TO FLY	2	0.8m	2:07.36	55.48s (1)	26.90s (1)	 +7.4
2 TAKING THE MIKI	3	4.6m	2:07.63	56.13s (1)	27.48s (1)	 -1.8
6 MISS SASSY	4	9.1m	2:07.96	56.33s (0)	27.65s (0)	 -4.7
7 POCKET THE CHANGE	5	26.1m	2:09.18	57.15s (0)	28.37s (0)	 -16.5
5 BETTERTHAN SECRET	6	66.7m	2:12.11	59.60s (1)	30.05s (0)	 -52
1 ARTISTIC SCRIBE	7	107.9m	2:15.08	62.51s (0)	33.56s (0)	 -93.5



Sectionals  
Powered by



**PJ HARNESS ANALYSER**  
HORSE REPORTS RAW DATA  
All your sectional needs  
Check us out at [www.pjdata.com.au](http://www.pjdata.com.au) and now on Facebook




RWWA and provider are not responsible for the completeness or accuracy of any of the information contained herein, and makes no representations about its suitability for any purpose.

# Gloucester Park Race 10 Distance 1730m

Friday, 19 March 2021

Gross Time: 2:05.30 MileRate: 1:56.60 LeadTime: 7.90s First Qtr: 29.80s Second Qtr: 30.50s Third Qtr: 28.50s Fourth Qtr: 28.60s

No Horse	Plc	Margin	Time	800Time (W)	400 Time (W)	Finish Position and metres gained from 800m
5 SEVEN NO TRUMPS	1	0.0m	2:05.30	57.10s (0)	28.60s (0)	0.0
1 ALCOPONY	2	3.9m	2:05.59	57.08s (0)	28.58s (0)	+0.3
4 DUNAMIS	3	6.3m	2:05.77	56.58s (0)	27.74s (0)	+7.3
3 BEEN SCOOTIN	4	6.6m	2:05.80	56.93s (0)	28.37s (0)	+2.4
7 FLOEWRIER	5	11.1m	2:06.13	57.32s (1)	29.18s (1)	-3.1
2 BE HOME SOON	6	46.8m	2:08.81	59.54s (1)	30.97s (1)	-35
6 BATTLECARD	7	141.5m	2:15.93	62.17s (0)	33.68s (0)	-71.5



Sectionals  
Powered by

**PJ HARNESS ANALYSER**  
HORSE REPORTS RAW DATA  
All your sectional needs  
Check us out at [www.pjdata.com.au](http://www.pjdata.com.au) and now on Facebook

RWWA and provider are not responsible for the completeness or accuracy of any of the information contained herein, and makes no representations about its suitability for any purpose.