

Gloucester Park Race 1 Distance 2130m

Tuesday, 23 March 2021

Gross Time: 2:33.40 MileRate: 1:55.90 LeadTime: 33.40s First Qtr: 30.00s Second Qtr: 29.10s Third Qtr: 29.90s Fourth Qtr: 31.00s

No Horse	Plc	Margin	Time	800Time (W)	400 Time (W)	Finish Position and metres gained from 800m
6 JUMPINGJACKMAC	1	0.0m	2:33.40	60.87s (1)	31.00s (0)	+0.4
7 THE SWISS MAESTRO	2	7.9m	2:34.04	59.38s (0)	29.25s (2)	+20.1
1 ROCK ON THE BEACH	3	8.4m	2:34.08	61.20s (0)	31.31s (0)	-4.0
4 STAR OF WILLOUGHBY	4	10.6m	2:34.26	61.04s (0)	31.55s (1)	-1.8
2 PER ARDUA AD ASTRA	5	49.4m	2:37.40	62.61s (1)	32.23s (1)	-22.6
5 MYBROTHERSKEEPER	6	50.7m	2:37.51	63.01s (0)	32.13s (0)	-27.9
3 MISTER RIDGEWELL	7	52.1m	2:37.62	64.84s (0)	34.24s (0)	-52.1



Sectionals
Powered by

PJ HARNESS ANALYSER
HORSE REPORTS RAW DATA
All your sectional needs
Check us out at www.pjdata.com.au and now on Facebook

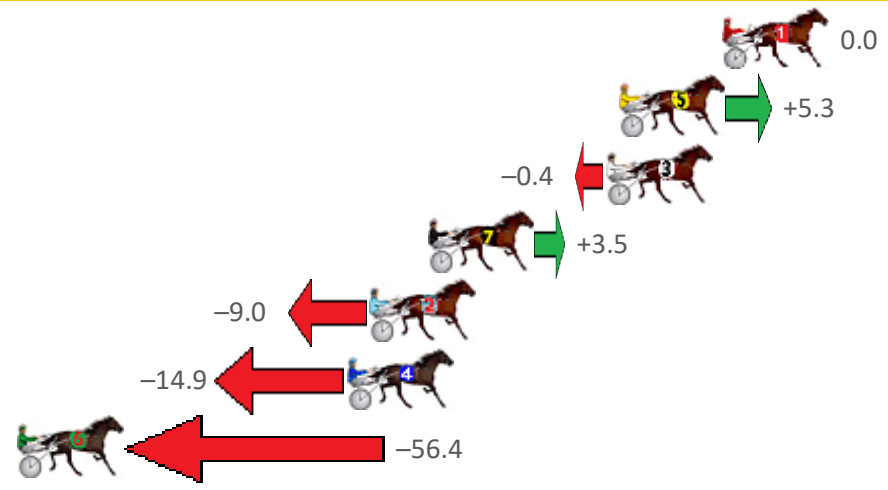
RWWA and provider are not responsible for the completeness or accuracy of any of the information contained herein, and makes no representations about its suitability for any purpose.

Gloucester Park Race 2 Distance 2130m

Tuesday, 23 March 2021

Gross Time: 2:35.10 MileRate: 1:57.20 LeadTime: 38.40s First Qtr: 31.00s Second Qtr: 29.80s Third Qtr: 27.30s Fourth Qtr: 28.60s

No Horse	Plc	Margin	Time	800Time (W)	400 Time (W)	Finish Position and metres gained from 800m
1 LOUIE THE HORSE	1	0.0m	2:35.10	55.90s (0)	28.60s (0)	0.0
5 SIDSTREPO	2	4.1m	2:35.41	55.53s (1)	27.73s (2)	+5.3
3 MASTER LEIGHTON	3	4.6m	2:35.45	55.93s (1)	28.10s (2)	-0.4
7 OUR SURROGATE	4	11.7m	2:35.98	55.66s (0)	28.04s (0)	+3.5
2 DISSERTATION	5	14.0m	2:36.15	56.53s (0)	28.77s (0)	-9.0
4 TAHI	6	14.9m	2:36.22	56.94s (1)	29.03s (1)	-14.9
6 SIR BRIGGEN	7	66.2m	2:40.07	59.82s (0)	31.27s (0)	-56.4



Sectionals
Powered by

PJ HARNESS ANALYSER

HORSE REPORTS

RAW DATA

All your sectional needs

Check us out at www.pjdata.com.au and now on Facebook

RWWA and provider are not responsible for the completeness or accuracy of any of the information contained herein, and makes no representations about its suitability for any purpose.

Gloucester Park Race 3 Distance 2130m

Tuesday, 23 March 2021

Gross Time: 2:37.10 MileRate: 1:58.70 LeadTime: 38.80s First Qtr: 31.50s Second Qtr: 30.50s Third Qtr: 28.50s Fourth Qtr: 27.80s

No Horse	Plc	Margin	Time	800Time (W)	400 Time (W)	Finish Position and metres gained from 800m
3 VESPA	1	0.0m	2:37.10	55.91s (1)	27.58s (2)	+5.6
1 OUR SEQUEL	2	0.4m	2:37.13	56.33s (0)	27.83s (0)	-0.4
7 WHOSWHOINTHEZOO	3	6.3m	2:37.56	55.78s (1)	27.41s (3)	+7.5
8 SAVVY BROMAC	4	7.0m	2:37.61	55.53s (1)	27.05s (2)	+11.0
4 WOODLEA RAGNAR	5	7.6m	2:37.66	56.15s (1)	27.76s (2)	+2.2
5 IM BETA THAN GOUDA	6	10.3m	2:37.85	56.92s (1)	28.12s (1)	-8.9
6 AMERICAN ROCK	7	37.4m	2:39.83	58.22s (0)	29.46s (0)	-27.4
2 ARDENS WINSTAR	8	60.1m	2:41.49	60.14s (0)	31.44s (0)	-54.9



Sectionals
Powered by

PJ HARNESS ANALYSER
HORSE REPORTS RAW DATA
All your sectional needs
Check us out at www.pjdata.com.au and now on Facebook

RWWA and provider are not responsible for the completeness or accuracy of any of the information contained herein, and makes no representations about its suitability for any purpose.


Gloucester Park Race 4 Distance 2130m

Tuesday, 23 March 2021

Gross Time: 2:36.60 MileRate: 1:58.30 LeadTime: 38.50s First Qtr: 30.90s Second Qtr: 29.90s Third Qtr: 28.30s Fourth Qtr: 29.00s

No Horse	Plc	Margin	Time	800Time (W)	400 Time (W)
1 SHADOW ROLL	1	0.0m	2:36.60	57.30s (0)	29.00s (0)
10 DOMINATE THE DOJO	2	3.1m	2:36.84	57.21s (0)	28.88s (0)
3 IDEAL INVESTMENT	3	3.2m	2:36.84	56.60s (0)	28.25s (0)
4 C C CHEVRON	4	5.9m	2:37.05	57.11s (0)	28.73s (0)
11 THE LAST PARISIAN	5	6.0m	2:37.06	57.51s (1)	29.19s (1)
9 TWENTYNINE TWELVE	6	8.4m	2:37.24	56.64s (0)	28.31s (0)
7 RAGING ROMEO	7	9.4m	2:37.32	56.39s (0)	28.05s (0)
2 IAM LAMBROS	8	11.5m	2:37.48	57.29s (1)	28.83s (2)
6 STAR ARMBRO	9	12.3m	2:37.54	57.63s (1)	29.15s (1)
5 CARRAMAR PHILEMON	10	17.0m	2:37.89	57.00s (1)	28.39s (1)
8 KAPTAIN KENNY	11	17.3m	2:37.92	57.36s (1)	28.73s (1)

Finish Position and metres gained from 800m



Sectionals
Powered by

PJ

HARNESS ANALYSER

HORSE REPORTS

RAW DATA

All your sectional needs

Check us out at www.pjdata.com.au and now on Facebook



RWWA and provider are not responsible for the completeness or accuracy of any of the information contained herein, and makes no representations about its suitability for any purpose.

Gloucester Park Race 5 Distance 2130m

Tuesday, 23 March 2021

Gross Time: 2:36.60 MileRate: 1:58.30 LeadTime: 36.20s First Qtr: 29.00s Second Qtr: 29.80s Third Qtr: 30.30s Fourth Qtr: 31.30s

No Horse	Plc	Margin	Time	800Time (W)	400 Time (W)	Finish Position and metres gained from 800m
2 ADDISYN	1	0.0m	2:36.60	61.60s (0)	31.30s (0)	0.0
9 SOUTHERN BELLE	2	1.9m	2:36.76	59.48s (0)	30.25s (1)	+27.7
7 DYNAMITE BEACH	3	5.9m	2:37.08	58.79s (1)	29.50s (2)	+36.7
8 HEEZ A MASTERPIECE	4	12.1m	2:37.59	59.05s (0)	29.72s (1)	+33.3
4 VALDEMAR	5	14.1m	2:37.75	60.12s (1)	30.75s (1)	+19.3
1 BELLS FOOL	6	25.1m	2:38.65	61.58s (0)	31.87s (0)	+0.3
6 IM DRINKINDOUBLES	7	26.8m	2:38.79	60.64s (0)	30.49s (1)	+12.6
3 MAKE IT QUICK	8	35.6m	2:39.51	61.39s (1)	31.88s (1)	+2.8
11 SAMS MY BOY	9	36.9m	2:39.62	62.28s (1)	32.01s (0)	-8.9
10 CHOPPING BLOCK	10	60.7m	2:41.57	63.57s (0)	33.38s (0)	-25.7



Sectionals
Powered by

PJ HARNESS ANALYSER
HORSE REPORTS RAW DATA
All your sectional needs
Check us out at www.pjdata.com.au and now on Facebook










RWWA and provider are not responsible for the completeness or accuracy of any of the information contained herein, and makes no representations about its suitability for any purpose.

Gloucester Park Race 6 Distance 2536m

Tuesday, 23 March 2021

Gross Time: 3:09.30 MileRate: 2:00.10 LeadTime: 70.80s First Qtr: 29.60s Second Qtr: 30.10s Third Qtr: 29.70s Fourth Qtr: 29.10s

No Horse	Plc	Margin	Time	800Time (W)	400 Time (W)	Finish Position and metres gained from 800m	
1 IM SPIDERMAN	1	0.0m	3:09.30	58.80s (0)	29.10s (0)	 0.0	
7 HEZ A CHANCE	2	0.4m	3:09.33	58.52s (0)	29.09s (1)	 +3.8	
2 SHEZA BROMAC	3	4.9m	3:09.67	58.54s (0)	28.95s (0)	 +3.5	
3 HASTALAVISTA	4	5.2m	3:09.70	58.27s (0)	28.58s (0)	 +7.2	
6 BURNING RUBBER	5	8.9m	3:09.98	58.50s (1)	29.51s (2)	 +4.1	
4 THE TIGER ARMY	6	20.2m	3:10.84	59.95s (1)	29.56s (1)	 -15.8	
5 EYES ON THE MONEY	7	21.4m	3:10.93	59.72s (1)	29.74s (2)	 -12.6	



Sectionals
Powered by

PJ HARNESS ANALYSER
HORSE REPORTS RAW DATA
All your sectional needs
Check us out at www.pjdata.com.au and now on Facebook

RWWA and provider are not responsible for the completeness or accuracy of any of the information contained herein, and makes no representations about its suitability for any purpose.

Gloucester Park Race 7 Distance 2130m

Tuesday, 23 March 2021

Gross Time: 2:37.70 MileRate: 1:59.20 LeadTime: 38.50s First Qtr: 30.50s Second Qtr: 30.10s Third Qtr: 28.70s Fourth Qtr: 29.90s

No Horse	Plc	Margin	Time	800Time (W)	400 Time (W)	Finish Position and metres gained from 800m
4 BETTYS LASS	1	0.0m	2:37.70	57.26s (0)	29.23s (2)	
7 NIKASA	2	2.0m	2:37.86	57.13s (1)	29.72s (2)	
1 LIBERTE	3	2.1m	2:37.86	58.45s (0)	29.77s (1)	
3 EXPRESS BEAUTY	4	2.5m	2:37.90	58.78s (0)	30.09s (0)	
2 THATZ BOBBIE	5	7.1m	2:38.26	58.49s (0)	29.88s (0)	
6 MISS VUNG TAU	6	9.1m	2:38.41	58.26s (0)	29.62s (0)	
5 ADVANCE YOUR DREA	7	14.3m	2:38.82	57.69s (1)	30.49s (3)	



Sectionals
Powered by








PJ HARNESS ANALYSER
HORSE REPORTS RAW DATA
All your sectional needs
Check us out at www.pjdata.com.au and now on Facebook

RWWA and provider are not responsible for the completeness or accuracy of any of the information contained herein, and makes no representations about its suitability for any purpose.

Gloucester Park Race 8 Distance 2536m

Tuesday, 23 March 2021

Gross Time: 3:08.80 MileRate: 1:59.80 LeadTime: 69.40s First Qtr: 31.40s Second Qtr: 30.30s Third Qtr: 29.10s Fourth Qtr: 28.60s

No Horse	Plc	Margin	Time	800Time (W)	400 Time (W)	Finish Position and metres gained from 800m
4 WEEWAH	1	0.0m	3:08.80	57.53s (1)	28.60s (1)	 +2.4
5 THE WATCH MAKER	2	0.2m	3:08.82	56.93s (1)	28.30s (2)	 +10.8
7 WESTERN ARTERRA	3	0.4m	3:08.83	57.40s (0)	28.26s (0)	 +4.2
2 CAVALRY CALL	4	0.5m	3:08.84	57.74s (0)	28.61s (0)	 -0.5
3 PERLEE GATES	5	9.5m	3:09.51	57.91s (1)	28.89s (1)	 -2.9
6 SARGE	6	13.8m	3:09.84	57.74s (0)	28.86s (2)	 -0.6
1 TEPELO STAR	7	16.6m	3:10.05	58.26s (0)	29.06s (0)	 -7.8



Sectionals
Powered by

PJ HARNESS ANALYSER
HORSE REPORTS RAW DATA
All your sectional needs
Check us out at www.pjdata.com.au and now on Facebook



RWWA and provider are not responsible for the completeness or accuracy of any of the information contained herein, and makes no representations about its suitability for any purpose.