













# Gloucester Park Race 1 Distance 2130m

Friday, 26 February 2021

Gross Time: 2:33.90 MileRate: 1:56.30 LeadTime: 37.10s First Qtr: 29.70s Second Qtr: 31.00s Third Qtr: 28.40s Fourth Qtr: 27.70s

No Horse	Plc	Margin	Time	800Time (W)	400 Time (W)	Finish Position and metres gained from 800m
12 TEXAS TIGER	1	0.0m	2:33.90	55.96s (1)	27.60s (1)	 +2.0
1 ANVIL ROLLOVER	2	5.4m	2:34.29	56.48s (0)	28.07s (0)	-5.4 
11 CORDERO	3	8.2m	2:34.50	56.02s (0)	27.62s (0)	+1.2 
10 ZOZO MA GOGO	4	9.3m	2:34.58	56.44s (0)	27.95s (1)	-4.9 
3 POCKET THE CASH	5	9.7m	2:34.61	56.05s (1)	27.68s (2)	+0.7 
9 MANNING	6	10.0m	2:34.63	56.35s (1)	28.02s (2)	-3.6 
6 MILEYS DESIRE	7	12.8m	2:34.83	55.96s (0)	27.60s (0)	+2.0 
4 IM BETA THAN GOUDA	8	14.3m	2:34.94	55.45s (0)	27.06s (1)	+9.3 
8 ARDENS WINSTAR	9	16.4m	2:35.09	55.90s (0)	27.53s (0)	+2.8 
5 ROLL WITH ME	10	17.5m	2:35.18	55.98s (1)	27.58s (2)	+1.7 
2 TRADIE	11	18.1m	2:35.22	56.34s (1)	27.95s (1)	-3.5 
7 ALIMAN	12	19.6m	2:35.33	55.79s (1)	27.40s (2)	+4.4 



Sectionals  
Powered by



## Find out about our horse reports

Comprehensive sectional reports on any horse in Australia  
Perfect if you are buying, selling or own a StandardBred

50% off  
in February

Check us out at [www.pjdata.com.au](http://www.pjdata.com.au) and now on Facebook
















RWWA and provider are not responsible for the completeness or accuracy of any of the information contained herein, and makes no representations about its suitability for any purpose.

# Gloucester Park Race 2 Distance 2130m

Friday, 26 February 2021

Gross Time: 2:32.90 MileRate: 1:55.60 LeadTime: 36.20s First Qtr: 30.50s Second Qtr: 30.20s Third Qtr: 28.00s Fourth Qtr: 28.00s

No Horse	Plc	Margin	Time	800Time (W)	400 Time (W)	Finish Position and metres gained from 800m
6 PATRICKTHEPIRANHA	1	0.0m	2:32.90	56.00s (0)	28.00s (0)	 0.0
11 ROCK ME OVER	2	6.0m	2:33.34	56.28s (1)	28.22s (1)	-4.0 
10 QUICK STRIDE	3	7.1m	2:33.42	55.26s (0)	27.07s (0)	+10.7 
3 FIFTY FIVE REBORN	4	7.6m	2:33.46	56.22s (0)	28.18s (0)	-3.2 
1 BROOKIES JET	5	8.0m	2:33.49	55.93s (0)	27.87s (0)	+1.0 
12 CARRERA MACH	6	15.5m	2:34.04	56.68s (2)	28.49s (2)	-9.7 
4 BRACKEN SKY	7	17.5m	2:34.19	56.29s (0)	28.16s (0)	-4.1 
9 THE LAST DROP	8	18.1m	2:34.23	56.54s (2)	28.37s (2)	-7.7 
2 TALKERUP	9	21.3m	2:34.47	56.69s (1)	28.08s (1)	-9.9 
5 THEREUGO	10	28.5m	2:35.00	57.52s (1)	29.30s (1)	-21.9 
7 FREE TO AIR	11	29.3m	2:35.06	56.52s (1)	28.27s (1)	-7.5 
8 CARUBA	12	47.1m	2:36.37	58.08s (1)	29.73s (2)	-29.9 



Sectionals  
Powered by



## Find out about our horse reports

Comprehensive sectional reports on any horse in Australia  
Perfect if you are buying, selling or own a StandardBred

50% off  
in February

Check us out at [www.pjdata.com.au](http://www.pjdata.com.au) and now on Facebook















RWWA and provider are not responsible for the completeness or accuracy of any of the information contained herein, and makes no representations about its suitability for any purpose.

# Gloucester Park Race 3 Distance 2130m

Friday, 26 February 2021

Gross Time: 2:36.10 MileRate: 1:57.90 LeadTime: 38.90s First Qtr: 31.10s Second Qtr: 29.40s Third Qtr: 28.10s Fourth Qtr: 28.60s

No Horse	Plc	Margin	Time	800Time (W)	400 Time (W)	Finish Position and metres gained from 800m
3 JUST FOR LOVE	1	0.0m	2:36.10	56.70s (0)	28.60s (0)	 0.0
1 ABSOLUTE DELIGHT	2	12.7m	2:37.05	57.28s (0)	29.08s (0)	-8.3 
10 SONGKRAN	3	16.5m	2:37.34	57.21s (0)	28.83s (0)	-7.3 
4 BETTORS DESTROYA	4	17.4m	2:37.41	57.71s (1)	29.28s (1)	-14.4 
11 SECRET REACTION	5	20.3m	2:37.62	57.30s (1)	28.79s (2)	-8.5 
12 FOXY ROSE	6	22.5m	2:37.79	57.28s (0)	28.89s (0)	-8.3 
8 BENESARI LANE	7	24.1m	2:37.91	56.97s (1)	28.49s (0)	-3.9 
2 ADORE ME SOME MOR	8	26.5m	2:38.09	58.06s (1)	29.52s (1)	-19.3 
5 LETSDANCETONIGHT	9	33.5m	2:38.62	57.92s (1)	29.46s (1)	-17.3 
9 LADY JADORE	10	36.2m	2:38.82	57.64s (2)	29.47s (2)	-13.4 
7 LIL DELIGHT	11	126.3m	2:45.59	64.22s (0)	34.85s (0)	-106. 



Sectionals  
Powered by

Find out about our horse reports

Comprehensive sectional reports on any horse in Australia  
Perfect if you are buying, selling or own a StandardBred



Check us out at [www.pjdata.com.au](http://www.pjdata.com.au) and now on Facebook















RWWA and provider are not responsible for the completeness or accuracy of any of the information contained herein, and makes no representations about its suitability for any purpose.

# Gloucester Park Race 4 Distance 2130m

Friday, 26 February 2021

Gross Time: 2:30.90 MileRate: 1:54.00 LeadTime: 37.80s First Qtr: 29.70s Second Qtr: 28.30s Third Qtr: 27.70s Fourth Qtr: 27.40s

No Horse	Plc	Margin	Time	800Time (W)	400 Time (W)	Finish Position and metres gained from 800m
1 MIGHTY RONALDO	1	0.0m	2:30.90	55.10s (0)	27.40s (0)	 0.0
8 LAVRA JOE	2	0.4m	2:30.93	54.99s (1)	27.24s (1)	 +1.6
2 GIVE US A WAVE	3	11.0m	2:31.69	55.42s (1)	27.55s (1)	-4.6 
10 TALKS UP A STORM	4	12.1m	2:31.77	55.63s (0)	27.91s (0)	-7.7 
11 SEERYANFLY	5	14.2m	2:31.92	55.48s (0)	27.77s (0)	-5.6 
7 ROCK ON THE BEACH	6	31.8m	2:33.19	56.20s (1)	28.15s (2)	-16.0 
5 RICH AMERICAN	7	37.2m	2:33.58	56.42s (0)	28.65s (0)	-19.2 
6 AMERICAN BULLITT	8	41.8m	2:33.91	56.39s (0)	28.59s (0)	-18.8 
4 TWOBOB CRACKER	9	49.3m	2:34.46	57.71s (1)	29.60s (1)	-38.1 
9 SQUEEZEME PLEASEME	10	87.7m	2:37.22	59.67s (1)	31.25s (1)	-66.7 
12 MAKE IT QUICK	11	206.5m	2:45.79	68.31s (0)	40.50s (0)	-192. 



Sectionals  
Powered by

Find out about our horse reports

Comprehensive sectional reports on any horse in Australia  
Perfect if you are buying, selling or own a StandardBred



**50% off  
in February**

Check us out at [www.pjdata.com.au](http://www.pjdata.com.au) and now on Facebook




RWWA and provider are not responsible for the completeness or accuracy of any of the information contained herein, and makes no representations about its suitability for any purpose.

# Gloucester Park Race 5 Distance 1730m

Friday, 26 February 2021

Gross Time: 2:07.20 MileRate: 1:58.30 LeadTime: 8.50s First Qtr: 29.70s Second Qtr: 30.90s Third Qtr: 28.70s Fourth Qtr: 29.40s

No Horse	Plc	Margin	Time	800Time (W)	400 Time (W)	Finish Position and metres gained from 800m
1 VALHALLA MISS	1	0.0m	2:07.20	58.10s (0)	29.40s (0)	0.0
4 EXTRAORDINARY MARY	2	1.6m	2:07.32	58.09s (1)	29.34s (1)	+0.2
2 HALF KIDDING	3	2.3m	2:07.38	57.57s (0)	28.90s (0)	+7.3
3 PRECOCIOUS LADY	4	2.9m	2:07.42	57.79s (1)	29.11s (2)	+4.3
10 BRAMANTE STEPS	5	3.8m	2:07.49	58.03s (0)	29.18s (1)	+1.0
9 SOVRANA	6	8.6m	2:07.86	57.23s (1)	28.67s (2)	+12.0
6 SHES AN EAGLE	7	10.1m	2:07.98	57.78s (0)	28.97s (0)	+4.5
7 MOTOR ON LILLY	8	16.2m	2:08.45	57.87s (0)	29.31s (1)	+3.2
5 TREACHEROUS TIGER	9	46.3m	2:10.77	60.61s (1)	31.95s (2)	-34.7
8 JAY ELLE	10	133.0m	2:17.45	66.54s (1)	36.93s (1)	-116.



Sectionals  
Powered by

## Find out about our horse reports

Comprehensive sectional reports on any horse in Australia  
Perfect if you are buying, selling or own a StandardBred

Check us out at [www.pjdata.com.au](http://www.pjdata.com.au) and now on Facebook

RWWA and provider are not responsible for the completeness or accuracy of any of the information contained herein, and makes no representations about its suitability for any purpose.

# Gloucester Park Race 6 Distance 1730m

Friday, 26 February 2021

Gross Time: 2:05.30 MileRate: 1:56.50 LeadTime: 8.50s First Qtr: 29.70s Second Qtr: 30.50s Third Qtr: 28.60s Fourth Qtr: 28.00s

No Horse	Plc	Margin	Time	800Time (W)	400 Time (W)	Finish Position and metres gained from 800m
1 FLOEWRIER	1	0.0m	2:05.30	56.60s (0)	28.00s (0)	0.0
10 TOMLOUS JAMBO	2	2.0m	2:05.45	56.45s (0)	27.78s (0)	+2.2
7 SPEEDWAGON	3	15.5m	2:06.44	56.62s (1)	27.88s (1)	-0.3
8 WHATARETHEODDS	4	20.0m	2:06.77	56.63s (1)	28.53s (2)	-0.4
6 RELIM	5	20.7m	2:06.82	57.45s (0)	28.91s (2)	-12.1
4 MISTER PICCOLO	6	21.1m	2:06.85	57.94s (1)	29.18s (1)	-12.1
9 ROCK ON TOP	7	23.1m	2:07.00	56.55s (2)	28.93s (3)	+0.7
5 SOHO SANTORINI	8	25.2m	2:07.15	55.56s (0)	27.92s (1)	+14.8
3 DREAM WALKER	9	27.6m	2:07.33	57.75s (1)	29.03s (0)	-16.4
2 DUNAMIS	10	68.9m	2:10.37	60.98s (1)	31.61s (2)	-62.3



Sectionals  
Powered by

Find out about our horse reports

Comprehensive sectional reports on any horse in Australia  
Perfect if you are buying, selling or own a StandardBred

**50% off in February**

Check us out at [www.pjdata.com.au](http://www.pjdata.com.au) and now on Facebook

RWWA and provider are not responsible for the completeness or accuracy of any of the information contained herein, and makes no representations about its suitability for any purpose.

# Gloucester Park Race 7 Distance 2130m

Friday, 26 February 2021

Gross Time: 2:33.60 MileRate: 1:56.10 LeadTime: 36.80s First Qtr: 31.90s Second Qtr: 28.60s Third Qtr: 29.00s Fourth Qtr: 27.30s

No Horse	Plc	Margin	Time	800Time (W)	400 Time (W)	Finish Position and metres gained from 800m
1 MIRRAGON	1	0.0m	2:33.60	56.30s (0)	27.30s (0)	0.0
9 ROMAN ART	2	6.3m	2:34.05	55.37s (1)	27.29s (2)	+13.3
8 EXTRADITE	3	6.6m	2:34.07	56.44s (0)	27.44s (0)	-2.0
10 SPORTS PACKAGE	4	11.5m	2:34.43	56.50s (0)	27.47s (0)	-2.9
11 WHERE YA BIN	5	15.8m	2:34.74	56.50s (0)	27.37s (0)	-2.8
3 BLUE BLAZER	6	24.3m	2:35.35	57.24s (1)	28.91s (1)	-13.5
12 DOMINATE THE DOJO	7	27.8m	2:35.60	57.03s (0)	27.76s (0)	-10.4
4 BETTORGRINANBARIT	8	28.7m	2:35.66	56.59s (1)	28.23s (3)	-10.4
5 IDEAL INVESTMENT	9	31.2m	2:35.84	56.96s (0)	27.59s (0)	-9.4
2 ONE FOR SASSY	10	34.9m	2:36.11	58.29s (1)	28.94s (2)	-28.5
7 SUZIES GEM	11	36.3m	2:36.21	57.78s (1)	28.72s (2)	-21.1
6 BEACH SKIPPER	12	59.4m	2:37.87	60.34s (1)	30.61s (1)	-57.8



Sectionals  
Powered by

## Find out about our horse reports

Comprehensive sectional reports on any horse in Australia  
Perfect if you are buying, selling or own a StandardBred

Check us out at [www.pjdata.com.au](http://www.pjdata.com.au) and now on Facebook

50% off  
in February

RWWA and provider are not responsible for the completeness or accuracy of any of the information contained herein, and makes no representations about its suitability for any purpose.

# Gloucester Park Race 8 Distance 2130m

Friday, 26 February 2021

Gross Time: 2:35.50 MileRate: 1:57.50 LeadTime: 37.80s First Qtr: 31.60s Second Qtr: 29.30s Third Qtr: 28.10s Fourth Qtr: 28.70s

No Horse	Plc	Margin	Time	800Time (W)	400 Time (W)	Finish Position and metres gained from 800m
4 ALTA RHETT	1	0.0m	2:35.50	56.08s (1)	27.96s (1)	+10.2
3 BETTOR BE OSCAR	2	1.4m	2:35.61	56.79s (1)	28.69s (1)	+0.2
2 MR KIWI	3	1.5m	2:35.61	56.61s (0)	28.48s (0)	+2.7
11 VALBONNE	4	3.1m	2:35.73	56.60s (1)	28.48s (1)	+2.9
5 NAVAL AVIATOR	5	6.7m	2:36.00	56.24s (1)	28.14s (1)	+7.9
10 IM ROCKNROLL MAGIC	6	7.1m	2:36.03	56.67s (0)	28.55s (0)	+1.9
7 BETTOR BE LIVELY	7	7.4m	2:36.06	56.07s (0)	27.94s (0)	+10.4
8 LIAM NEIL	8	10.5m	2:36.29	55.73s (1)	28.14s (2)	+15.1
12 TWENTYNINE TWELVE	9	11.9m	2:36.40	56.71s (0)	28.59s (0)	+1.3
6 BLACK JACK ZAC	10	12.9m	2:36.47	56.24s (1)	27.98s (0)	+7.9
9 ONE FOR DAVE ANDME	11	14.7m	2:36.61	56.21s (0)	28.34s (1)	+8.3
1 BLOCKJORG	12	22.3m	2:37.18	58.37s (0)	30.29s (0)	-22.3



Sectionals  
Powered by

## Find out about our horse reports

Comprehensive sectional reports on any horse in Australia  
Perfect if you are buying, selling or own a StandardBred

50% off  
in February

Check us out at [www.pjdata.com.au](http://www.pjdata.com.au) and now on Facebook

RWWA and provider are not responsible for the completeness or accuracy of any of the information contained herein, and makes no representations about its suitability for any purpose.

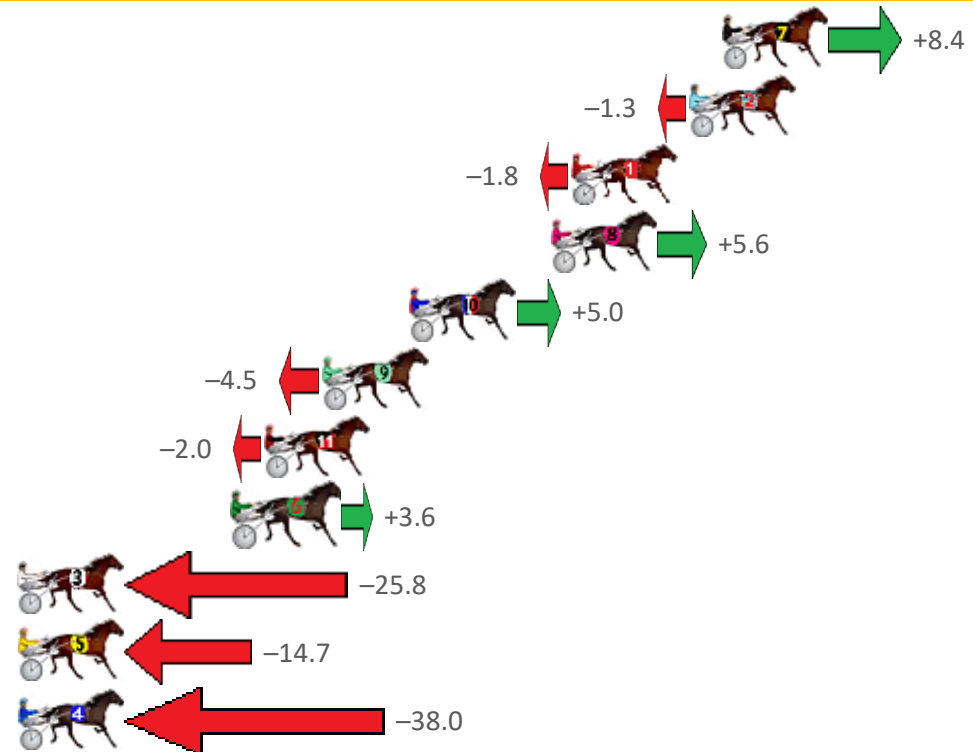


# Gloucester Park Race 9 Distance 2503m

Friday, 26 February 2021

Gross Time: 3:06.70 MileRate: 1:59.60 LeadTime: 69.40s First Qtr: 30.50s Second Qtr: 29.70s Third Qtr: 28.50s Fourth Qtr: 28.60s

No Horse	Plc	Margin	Time	800Time (W)	400 Time (W)	Finish Position and metres gained from 800m
7 DELIGHTFULREACTION	1	0.0m	3:06.70	56.50s (0)	28.14s (1)	+8.4
2 MAJOR ARTIST	2	1.3m	3:06.80	57.19s (0)	28.69s (0)	-1.3
1 CARRAMAR PHILEMON	3	6.0m	3:07.15	57.23s (0)	28.73s (0)	-1.8
8 BE ON GUARD	4	6.8m	3:07.21	56.70s (0)	28.23s (0)	+5.6
10 REBEL WITH A GRIN	5	12.4m	3:07.63	56.75s (0)	28.32s (0)	+5.0
9 BILLY MACK	6	15.9m	3:07.89	57.42s (1)	28.22s (1)	-4.5
11 KIWI BLOKE	7	18.2m	3:08.07	57.24s (1)	28.47s (3)	-2.0
6 BETTOR PACK IT	8	19.4m	3:08.16	56.84s (0)	28.44s (0)	+3.6
3 PERLEE GATES	9	32.8m	3:09.16	58.93s (1)	29.81s (3)	-25.8
5 LEAP OF FAITH	10	36.1m	3:09.41	58.14s (1)	29.39s (2)	-14.7
4 CALL ME ERNIE	11	40.8m	3:09.76	59.80s (1)	30.18s (2)	-38.0



Sectionals  
Powered by

Find out about our horse reports

Comprehensive sectional reports on any horse in Australia  
Perfect if you are buying, selling or own a StandardBred

50% off  
in February








Check us out at [www.pjdata.com.au](http://www.pjdata.com.au) and now on Facebook

RWWA and provider are not responsible for the completeness or accuracy of any of the information contained herein, and makes no representations about its suitability for any purpose.

# Gloucester Park Race 10 Distance 2536m

Friday, 26 February 2021

Gross Time: 3:04.60 MileRate: 1:57.10 LeadTime: 69.60s First Qtr: 30.10s Second Qtr: 29.20s Third Qtr: 27.70s Fourth Qtr: 28.00s

No Horse	Plc	Margin	Time	800Time (W)	400 Time (W)	Finish Position and metres gained from 800m
5 MAJOR TIMES	1	0.0m	3:04.60	55.66s (1)	28.00s (0)	 +0.6
2 HAS NO FEAR	2	6.4m	3:05.07	55.82s (0)	28.03s (0)	-1.8 
6 CHIAROSCURO	3	7.7m	3:05.17	55.62s (0)	27.92s (1)	+1.1 
3 STROKE OF LUCK	4	9.9m	3:05.33	56.03s (1)	28.40s (1)	-4.7 
7 BETTOR PARTY	5	17.0m	3:05.85	55.96s (0)	28.13s (1)	-3.8 
4 AS HAPPY AS LARRY	6	20.6m	3:06.12	56.46s (1)	28.74s (2)	-11.0 
1 HOWARD HUGHES	7	30.1m	3:06.82	57.78s (0)	28.83s (0)	-30.1 



Sectionals  
Powered by

Find out about our horse reports

Comprehensive sectional reports on any horse in Australia  
Perfect if you are buying, selling or own a StandardBred



50% off  
in February

Check us out at [www.pjdata.com.au](http://www.pjdata.com.au) and now on Facebook




RWWA and provider are not responsible for the completeness or accuracy of any of the information contained herein, and makes no representations about its suitability for any purpose.