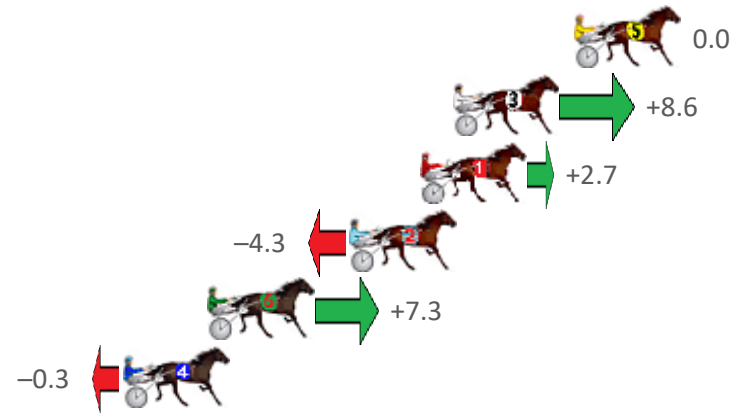


# Gloucester Park Race 1 Distance 2130m

Friday, 26 March 2021

Gross Time: 2:31.40 MileRate: 1:54.40 LeadTime: 37.40s First Qtr: 30.00s Second Qtr: 29.20s Third Qtr: 27.60s Fourth Qtr: 27.20s

No Horse	Plc	Margin	Time	800Time (W)	400 Time (W)	Finish Position and metres gained from 800m
5 LAVRA JOE	1	0.0m	2:31.40	54.80s (0)	27.20s (0)	0.0
3 JUMPINGJACKMAC	2	4.8m	2:31.74	54.21s (0)	26.52s (0)	+8.6
1 GIVE US A WAVE	3	6.1m	2:31.84	54.62s (0)	26.94s (0)	+2.7
2 AUSSIE SCOOTER	4	8.9m	2:32.04	55.09s (0)	27.45s (0)	-4.3
6 CARABAO	5	14.5m	2:32.44	54.30s (0)	26.58s (0)	+7.3
4 STRIKE TEAM	6	17.9m	2:32.68	54.82s (0)	27.11s (0)	-0.3



Sectionals  
Powered by



RWWA and provider are not responsible for the completeness or accuracy of any of the information contained herein, and makes no representations about its suitability for any purpose.


# Gloucester Park Race 2 Distance 2130m

Friday, 26 March 2021

Gross Time: 2:34.40 MileRate: 1:56.70 LeadTime: 37.40s First Qtr: 30.20s Second Qtr: 29.80s Third Qtr: 28.20s Fourth Qtr: 28.80s

No Horse	Plc	Margin	Time	800Time (W)	400 Time (W)
1 OUR RHYTHM N BLUES	1	0.0m	2:34.40	57.00s (0)	28.80s (0)
2 MAJOR STARE	2	4.8m	2:34.76	57.00s (0)	28.79s (0)
3 SPACE JUNK	3	6.3m	2:34.88	57.35s (1)	29.08s (1)
6 TUAS DELIGHT	4	8.4m	2:35.04	57.20s (1)	28.90s (1)
12 MY CARBON COPY	5	9.2m	2:35.10	56.40s (2)	29.06s (2)
10 NAVAL AVIATOR	6	9.2m	2:35.10	57.00s (0)	28.77s (0)
5 A BOY NAMED ROSIE	7	13.7m	2:35.44	56.44s (1)	28.66s (1)
11 THEREUGO	8	14.3m	2:35.48	57.05s (0)	28.81s (0)
9 ONE FOR DAVE ANDME	9	14.4m	2:35.49	56.99s (1)	29.00s (2)
7 TELLMETOATTACK	10	15.0m	2:35.53	57.35s (1)	29.06s (1)
8 ROCKNROLL WHITBY	11	18.4m	2:35.79	57.01s (0)	28.73s (0)

## Finish Position and metres gained from 800m



Sectionals  
Powered by

**PJ HARNESS ANALYSER**  
**HORSE REPORTS RAW DATA**  
 All your sectional needs  
 Check us out at [www.pjdata.com.au](http://www.pjdata.com.au) and now on Facebook



RWWA and provider are not responsible for the completeness or accuracy of any of the information contained herein, and makes no representations about its suitability for any purpose.

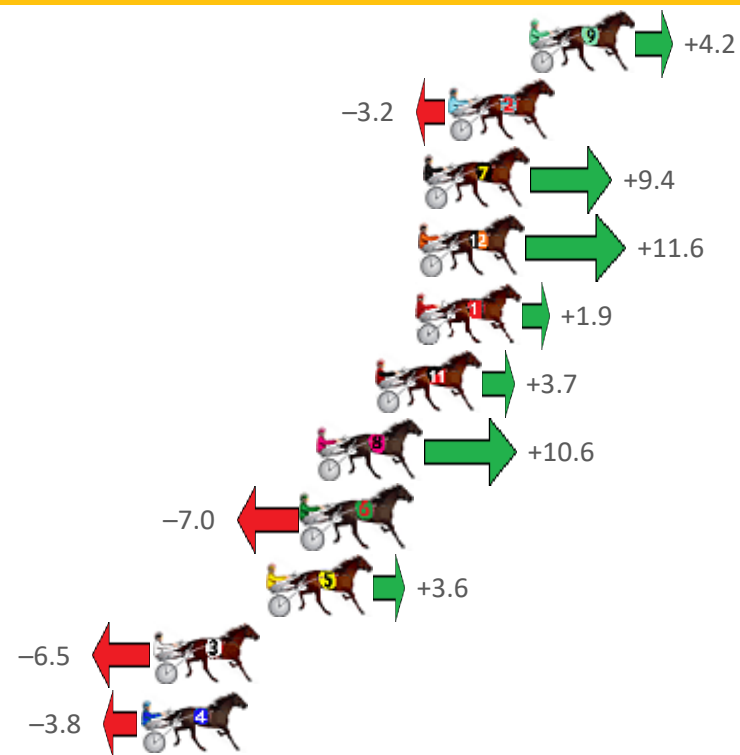
# Gloucester Park Race 3 Distance 2130m

Friday, 26 March 2021

Gross Time: 2:33.40 MileRate: 1:55.90 LeadTime: 36.30s First Qtr: 29.70s Second Qtr: 28.80s Third Qtr: 28.60s Fourth Qtr: 30.00s

No Horse	Plc	Margin	Time	800Time (W)	400 Time (W)
9 BRACKEN SKY	1	0.0m	2:33.40	58.29s (0)	29.69s (0)
2 GRAN CHICO	2	3.2m	2:33.65	58.83s (0)	30.24s (0)
7 CARRERA MACH	3	4.2m	2:33.73	57.92s (2)	29.43s (2)
12 KIWI BLOKE	4	4.4m	2:33.75	57.76s (1)	29.12s (2)
1 WALSH	5	4.5m	2:33.75	58.46s (1)	29.77s (1)
11 BLACK JACK ZAC	6	6.1m	2:33.88	58.33s (0)	29.75s (0)
8 J B MAUNEY	7	8.4m	2:34.06	57.83s (0)	29.22s (0)
6 RAKASINC	8	9.0m	2:34.11	59.11s (1)	30.45s (1)
5 TANAKA EAGLE	9	10.4m	2:34.22	58.34s (0)	29.73s (0)
3 MR KIWI	10	14.9m	2:34.57	59.07s (2)	30.19s (1)
4 TALKERUP	11	15.4m	2:34.61	58.88s (1)	29.69s (1)

## Finish Position and metres gained from 800m



Sectionals  
Powered by

PJ HARNESS ANALYSER

HORSE REPORTS RAW DATA

All your sectional needs













Check us out at [www.pjdata.com.au](http://www.pjdata.com.au) and now on Facebook

RWWA and provider are not responsible for the completeness or accuracy of any of the information contained herein, and makes no representations about its suitability for any purpose.

# Gloucester Park Race 4 Distance 2130m

Friday, 26 March 2021

Gross Time: 2:35.20 MileRate: 1:57.30 LeadTime: 38.70s First Qtr: 31.90s Second Qtr: 29.20s Third Qtr: 27.30s Fourth Qtr: 28.10s

No Horse	Plc	Margin	Time	800Time (W)	400 Time (W)	Finish Position and metres gained from 800m
1 EXTRADITE	1	0.0m	2:35.20	55.40s (0)	28.10s (0)	 0.0
10 HENWOOD BAY	2	6.2m	2:35.66	55.54s (0)	28.23s (0)	-2.0 
2 LIGHTNING JOLT	3	9.7m	2:35.92	55.65s (1)	28.34s (1)	-3.7 
4 THOMSON BAY	4	9.7m	2:35.92	55.94s (1)	28.67s (1)	-7.9 
11 BETTORGRINANBARIT	5	11.3m	2:36.03	55.59s (0)	28.22s (0)	-2.7 
5 DISCO UNDER FIRE	6	12.6m	2:36.13	55.00s (0)	27.82s (0)	+5.8 
12 BETTOR BE LIVELY	7	16.2m	2:36.40	55.59s (0)	28.23s (1)	-2.8 
7 ALY SHAR	8	24.4m	2:37.00	55.28s (1)	28.09s (1)	+1.8 
8 BETTOR COPAGOODON	9	27.2m	2:37.21	56.10s (1)	28.59s (1)	-10.2 
6 ONE FOR SASSY	10	31.2m	2:37.50	55.95s (0)	28.52s (0)	-8.0 
9 MY PRAYER	11	31.6m	2:37.53	56.09s (1)	28.83s (3)	-10.0 
3 TWENTYNINE TWELVE	12	39.2m	2:38.10	57.38s (1)	29.40s (2)	-28.8 



Sectionals  
Powered by



**PJ HARNESS ANALYSER**  
HORSE REPORTS RAW DATA  
All your sectional needs  
Check us out at [www.pjdata.com.au](http://www.pjdata.com.au) and now on Facebook




RWWA and provider are not responsible for the completeness or accuracy of any of the information contained herein, and makes no representations about its suitability for any purpose.

# Gloucester Park Race 5 Distance 2536m

Friday, 26 March 2021

Gross Time: 3:06.50 MileRate: 1:58.40 LeadTime: 67.90s First Qtr: 31.30s Second Qtr: 28.30s Third Qtr: 28.90s Fourth Qtr: 30.10s

No Horse	Plc	Margin	Time	800Time (W)	400 Time (W)	Finish Position and metres gained from 800m	
10 WAINUI CREEK	1	0.0m	3:06.50	58.33s (0)	29.59s (1)		+9.2
3 HAS NO FEAR	2	4.1m	3:06.82	58.29s (0)	29.64s (0)		+9.7
11 STAR OF DIAMONDS	3	6.0m	3:06.97	58.90s (2)	30.31s (3)		+1.4
12 SHEEZ OUR HOPE	4	8.0m	3:07.13	58.62s (2)	30.04s (2)		+5.2
1 BETTOR PACK IT	5	11.1m	3:07.38	59.46s (0)	30.60s (0)		-6.3
9 ALICE KAY	6	11.3m	3:07.39	59.61s (2)	30.68s (2)		-8.3
4 NIKASA	7	13.0m	3:07.52	59.01s (1)	29.95s (2)		-0.2
8 DELIGHTFULREACTION	8	13.0m	3:07.52	58.63s (0)	29.95s (0)		+5.0
7 FIFTY FIVE REBORN	9	17.5m	3:07.88	60.09s (1)	31.38s (1)		-14.9
2 SWEET MADDISON	10	18.3m	3:07.94	60.34s (0)	31.47s (0)		-18.3
5 SUING YOU	11	20.5m	3:08.12	59.10s (1)	30.05s (1)		-1.3
6 ZOZO MA GOGO	12	21.1m	3:08.16	59.93s (1)	30.72s (1)		-12.7



Sectionals  
Powered by

**PJ HARNESS ANALYSER**  
HORSE REPORTS RAW DATA  
All your sectional needs  
Check us out at [www.pjdata.com.au](http://www.pjdata.com.au) and now on Facebook



RWWA and provider are not responsible for the completeness or accuracy of any of the information contained herein, and makes no representations about its suitability for any purpose.

# Gloucester Park Race 6 Distance 2536m

Friday, 26 March 2021

Gross Time: 3:02.40 MileRate: 1:55.70 LeadTime: 67.90s First Qtr: 29.00s Second Qtr: 29.10s Third Qtr: 28.50s Fourth Qtr: 27.90s

No Horse	Plc	Margin	Time	800Time (W)	400 Time (W)	Finish Position and metres gained from 800m
1 MIGHTY CONQUEROR	1	0.0m	3:02.40	56.40s (0)	27.90s (0)	0.0
3 DIEGO	2	2.7m	3:02.60	55.99s (0)	27.42s (0)	+5.9
2 RUNAWAY THREE	3	6.6m	3:02.88	56.55s (0)	28.00s (0)	-2.2
6 AS HAPPY AS LARRY	4	9.2m	3:03.07	55.85s (0)	27.19s (0)	+7.8
4 CHIAROSCURO	5	9.8m	3:03.12	56.19s (0)	27.58s (0)	+3.0
7 GALACTIC STAR	6	10.3m	3:03.16	56.60s (1)	28.03s (1)	-2.9
9 STROKE OF LUCK	7	12.9m	3:03.35	55.82s (0)	27.12s (0)	+8.3
5 WHOZIDEAWASTHIS	8	25.0m	3:04.23	56.96s (1)	28.40s (2)	-10.0
8 PATRICKTHEPIRANHA	9	49.0m	3:05.99	58.95s (1)	29.83s (1)	-36.4



Sectionals  
Powered by












**PJ HARNESS ANALYSER**  
HORSE REPORTS RAW DATA  
All your sectional needs  
Check us out at [www.pjdata.com.au](http://www.pjdata.com.au) and now on Facebook

RWWA and provider are not responsible for the completeness or accuracy of any of the information contained herein, and makes no representations about its suitability for any purpose.

# Gloucester Park Race 7 Distance 2130m

Friday, 26 March 2021

Gross Time: 2:34.30 MileRate: 1:56.50 LeadTime: 36.90s First Qtr: 31.40s Second Qtr: 30.20s Third Qtr: 28.40s Fourth Qtr: 27.40s

No Horse	Plc	Margin	Time	800Time (W)	400 Time (W)	Finish Position and metres gained from 800m
4 LAWRENCE	1	0.0m	2:34.30	55.80s (0)	27.40s (0)	 0.0
1 POISED TO POUNCE	2	2.0m	2:34.44	55.65s (0)	27.21s (0)	 +2.2
8 BOOM TIME	3	6.1m	2:34.74	56.13s (1)	27.67s (1)	-4.7 
10 ROLL WITH ME	4	7.9m	2:34.87	55.78s (0)	27.28s (0)	 +0.3
2 EUPHORIC MOMENT	5	8.1m	2:34.88	55.50s (0)	26.94s (0)	 +4.3
5 BACK IN TWENTY	6	10.9m	2:35.09	56.13s (1)	27.69s (1)	-4.7 
9 MILEYS DESIRE	7	19.3m	2:35.69	55.99s (0)	27.42s (0)	-2.7 
7 IM LISART	8	19.9m	2:35.74	55.71s (0)	27.13s (0)	 +1.3
6 CORDERO	9	20.2m	2:35.76	55.98s (1)	27.84s (2)	-2.6 
3 ALIMAN	10	22.4m	2:35.92	56.62s (1)	28.15s (1)	-11.8 
12 BOUNTIFUL REACTOR	11	28.4m	2:36.35	56.88s (2)	28.72s (2)	 -15.6



Sectionals  
Powered by



**PJ HARNESS ANALYSER**  
HORSE REPORTS RAW DATA  
All your sectional needs  
Check us out at [www.pjdata.com.au](http://www.pjdata.com.au) and now on Facebook














RWWA and provider are not responsible for the completeness or accuracy of any of the information contained herein, and makes no representations about its suitability for any purpose.

# Gloucester Park Race 8 Distance 1730m

Friday, 26 March 2021

Gross Time: 2:06.20 MileRate: 1:57.40 LeadTime: 8.00s First Qtr: 29.40s Second Qtr: 30.10s Third Qtr: 29.30s Fourth Qtr: 29.40s

No Horse	Plc	Margin	Time	800Time (W)	400 Time (W)	Finish Position and metres gained from 800m
3 TENNO SHO	1	0.0m	2:06.20	58.70s (0)	29.40s (0)	 0.0
10 DARK SECRET	2	16.6m	2:07.48	59.21s (0)	29.47s (0)	-7.0 
7 MY MDINA	3	17.2m	2:07.53	59.11s (1)	29.34s (2)	-5.6 
6 HAMMERS LAW	4	22.3m	2:07.92	59.13s (1)	29.32s (1)	-5.9 
9 ALWAYS A DREAMER	5	24.6m	2:08.10	58.50s (1)	28.90s (1)	+2.8 
4 MORTICIAN	6	25.8m	2:08.19	59.52s (0)	29.62s (0)	-11.2 
2 ON FAST FORWARD	7	29.5m	2:08.47	60.31s (1)	30.52s (1)	-22.1 
5 WAR SPIRIT	8	31.9m	2:08.66	60.79s (1)	31.16s (1)	-28.7 
8 LIGHTNING CALDER	9	35.6m	2:08.94	59.77s (1)	30.06s (2)	-14.6 
1 ONE BID BUYS	10	37.8m	2:09.11	61.08s (0)	31.40s (0)	-32.6 



Sectionals  
Powered by



## PJ HARNESS ANALYSER

HORSE REPORTS RAW DATA

All your sectional needs

Check us out at [www.pjdata.com.au](http://www.pjdata.com.au) and now on Facebook













RWWA and provider are not responsible for the completeness or accuracy of any of the information contained herein, and makes no representations about its suitability for any purpose.



# Gloucester Park Race 9 Distance 2130m

Friday, 26 March 2021

Gross Time: 2:34.10 MileRate: 1:56.40 LeadTime: 36.30s First Qtr: 30.00s Second Qtr: 30.50s Third Qtr: 27.80s Fourth Qtr: 29.50s

No Horse	Plc	Margin	Time	800Time (W)	400 Time (W)	Finish Position and metres gained from 800m
6 NEWSY	1	0.0m	2:34.10	57.30s (0)	29.50s (0)	 0.0
8 ALWAYS AN ANGEL	2	5.5m	2:34.53	57.66s (2)	29.68s (1)	-5.1 
5 ROYAL ESSENCE	3	15.9m	2:35.33	58.20s (1)	29.79s (1)	-12.7 
9 BLACK JACK BABY	4	17.1m	2:35.42	58.16s (2)	30.34s (2)	-12.1 
3 ABSOLUTE DELIGHT	5	18.2m	2:35.51	57.13s (0)	28.90s (0)	+2.4 
4 UNCONDITIONAL	6	19.7m	2:35.62	58.16s (1)	29.76s (2)	-12.1 
10 QUICK MAMBA	7	21.0m	2:35.72	57.71s (0)	29.50s (1)	-5.8 
2 YELLOWROSEOFTEXAS	8	21.1m	2:35.73	58.46s (0)	30.39s (0)	-16.3 
1 FOXY ROSE	9	27.3m	2:36.21	58.53s (0)	30.27s (0)	-17.3 
7 LADY JADORE	10	94.3m	2:41.39	63.15s (1)	34.17s (1)	-82.1 



Sectionals  
Powered by



**PJ HARNESS ANALYSER**  
HORSE REPORTS RAW DATA  
All your sectional needs  
Check us out at [www.pjdata.com.au](http://www.pjdata.com.au) and now on Facebook











RWWA and provider are not responsible for the completeness or accuracy of any of the information contained herein, and makes no representations about its suitability for any purpose.

# Gloucester Park Race 10 Distance 1730m

Friday, 26 March 2021

Gross Time: 2:04.90 MileRate: 1:56.20 LeadTime: 8.20s First Qtr: 27.30s Second Qtr: 31.00s Third Qtr: 29.30s Fourth Qtr: 29.10s

No Horse	Plc	Margin	Time	800Time (W)	400 Time (W)	Finish Position and metres gained from 800m
3 GRIFFIN LODGE	1	0.0m	2:04.90	57.38s (0)	28.85s (3)	  +14.0
6 SEVEN NO TRUMPS	2	15.2m	2:06.06	58.85s (0)	29.53s (2)	 -6.2
5 THE WILDCARD	3	18.6m	2:06.32	59.14s (1)	30.17s (2)	 -10.2
1 BEEN SCOOTIN	4	19.9m	2:06.42	59.50s (0)	30.15s (1)	 -15.1
4 BUSHWACKED	5	29.5m	2:07.15	60.29s (1)	31.23s (1)	 -26.1
2 LINEBACKER	6	154.1m	2:16.66	69.59s (0)	39.87s (0)	 -155



Sectionals  
Powered by



**PJ HARNESS ANALYSER**  
HORSE REPORTS RAW DATA  
All your sectional needs  
Check us out at [www.pjdata.com.au](http://www.pjdata.com.au) and now on Facebook



RWWA and provider are not responsible for the completeness or accuracy of any of the information contained herein, and makes no representations about its suitability for any purpose.