









# Gloucester Park Race 1 Distance 2536m

Tuesday, 30 March 2021

Gross Time: 3:05.30 MileRate: 1:57.60 LeadTime: 67.40s First Qtr: 29.30s Second Qtr: 29.40s Third Qtr: 29.10s Fourth Qtr: 30.10s

No Horse	Plc	Margin	Time	800Time (W)	400 Time (W)	Finish Position and metres gained from 800m
6 WHOSWHOINTHEZOO	1	0.0m	3:05.30	58.23s (2)	29.85s (2)	 +13.2
4 REBEL WITH A GRIN	2	0.5m	3:05.34	59.00s (2)	30.09s (0)	 +2.7
8 EUSTON FLYER	3	14.1m	3:06.41	59.10s (1)	30.24s (2)	 +1.3
5 FREE TO AIR	4	16.7m	3:06.62	59.83s (2)	31.35s (1)	 -8.5
3 C C CHEVRON	5	17.1m	3:06.65	60.05s (1)	31.05s (1)	 -11.5
7 SUZIES GEM	6	23.6m	3:07.16	60.19s (1)	30.79s (1)	 -13.4
1 AMERICAN ROCK	7	61.7m	3:10.16	63.74s (1)	33.70s (0)	 -61.7
2 MILEYS DESIRE	8	116.8m	3:14.51	67.68s (0)	36.45s (0)	 -115.



Sectionals  
Powered by



**PJ HARNESS ANALYSER**

**HORSE REPORTS RAW DATA**

All your sectional needs

Check us out at [www.pjdata.com.au](http://www.pjdata.com.au) and now on Facebook











RWWA and provider are not responsible for the completeness or accuracy of any of the information contained herein, and makes no representations about its suitability for any purpose.

# Gloucester Park Race 2 Distance 2536m

Tuesday, 30 March 2021

Gross Time: 3:07.00 MileRate: 1:58.70 LeadTime: 69.00s First Qtr: 30.50s Second Qtr: 30.30s Third Qtr: 27.90s Fourth Qtr: 29.30s

No Horse	Plc	Margin	Time	800Time (W)	400 Time (W)	Finish Position and metres gained from 800m		
6 BEACH SKIPPER	1	0.0m	3:07.00	57.20s	(0)	29.30s	(0)	 0.0
2 ACE BROMAC	2	5.2m	3:07.40	57.21s	(0)	29.29s	(0)	-0.2 
4 EXTREME PRINCE	3	6.0m	3:07.46	57.11s	(1)	29.24s	(1)	+1.2 
8 POWERPLAY	4	6.1m	3:07.47	56.45s	(1)	29.57s	(2)	+10.5 
7 THE LAST PARISIAN	5	6.5m	3:07.50	57.46s	(1)	29.63s	(1)	-3.7 
3 DOMINATE THE DOJO	6	12.1m	3:07.93	57.01s	(0)	28.86s	(0)	+2.7 
5 KAPTAIN KENNY	7	17.1m	3:08.31	57.56s	(1)	29.51s	(1)	-5.1 
1 CARRAMAR PHILEMON	8	19.4m	3:08.49	57.87s	(0)	29.75s	(0)	-9.4 



Sectionals  
Powered by










**PJ HARNESS ANALYSER**  
HORSE REPORTS RAW DATA  
All your sectional needs  
Check us out at [www.pjdata.com.au](http://www.pjdata.com.au) and now on Facebook

RWWA and provider are not responsible for the completeness or accuracy of any of the information contained herein, and makes no representations about its suitability for any purpose.

# Gloucester Park Race 3 Distance 2130m

Tuesday, 30 March 2021

Gross Time: 2:37.60 MileRate: 1:59.10 LeadTime: 39.10s First Qtr: 31.10s Second Qtr: 30.30s Third Qtr: 29.20s Fourth Qtr: 27.90s

No Horse	Plc	Margin	Time	800Time (W)	400 Time (W)	Finish Position and metres gained from 800m
1 ROCK ON THE BEACH	1	0.0m	2:37.60	57.10s (0)	27.90s (0)	 0.0
10 GOLD MEDLEY	2	4.9m	2:37.96	57.15s (0)	27.89s (0)	 -0.7
3 CHOPPING BLOCK	3	6.8m	2:38.10	57.00s (0)	27.73s (0)	 +1.4
2 BLUE STONE	4	10.6m	2:38.38	57.41s (1)	28.16s (1)	 -4.4
4 HESACHARMER	5	11.7m	2:38.46	57.80s (1)	28.53s (1)	 -9.9
7 SAMS MY BOY	6	13.5m	2:38.59	57.31s (1)	28.06s (1)	 -2.9
6 TEPELO STAR	7	15.4m	2:38.73	57.30s (0)	28.02s (0)	 -2.8
9 DYNAMITE BEACH	8	17.1m	2:38.85	57.11s (0)	27.88s (1)	 -0.1
8 CHASE THE FEELING	9	33.0m	2:40.02	58.38s (1)	29.19s (2)	 -18.0



Sectionals  
Powered by



## PJ HARNESS ANALYSER

### HORSE REPORTS RAW DATA

All your sectional needs

Check us out at [www.pjdata.com.au](http://www.pjdata.com.au) and now on Facebook




RWWA and provider are not responsible for the completeness or accuracy of any of the information contained herein, and makes no representations about its suitability for any purpose.

# Gloucester Park Race 4 Distance 2130m

Tuesday, 30 March 2021

Gross Time: 2:37.70

MileRate: 1:59.20












LeadTime: 38.40s

First Qtr: 32.20s

Second Qtr: 30.30s

Third Qtr: 28.50s

Fourth Qtr: 28.30s

No Horse	Plc	Margin	Time	800Time (W)	400 Time (W)	Finish Position and metres gained from 800m	
2 NEWSLETTER	1	0.0m	2:37.70	56.80s (0)	28.30s (0)		0.0
6 EXPRESS BEAUTY	2	3.9m	2:37.99	56.95s (1)	28.55s (1)		-2.1
10 WESTBURN YIELD	3	6.8m	2:38.21	56.69s (0)	28.12s (1)		+1.6
3 RUN FOR MERCY	4	7.5m	2:38.26	56.92s (1)	28.62s (2)		-1.7
7 SOUTHERN BELLE	5	9.3m	2:38.39	56.14s (1)	27.93s (1)		+9.3
8 LEAP OF FAITH	6	12.2m	2:38.61	56.64s (1)	28.92s (3)		+2.2
11 BEJEWELLED	7	27.4m	2:39.74	57.84s (0)	29.17s (0)		-14.8
9 EYES ON THE MONEY	8	29.0m	2:39.86	57.62s (0)	28.95s (1)		-11.6
4 LIBERTE	9	33.3m	2:40.18	58.45s (1)	29.80s (2)		-23.3
1 LIAURIE	10	33.8m	2:40.21	58.89s (0)	30.07s (0)		-29.6
5 MISS VUNG TAU	11	44.7m	2:41.02	58.30s (1)	29.73s (1)		-21.3



Sectionals  
Powered by



**PJ HARNESS ANALYSER**

**HORSE REPORTS**

**RAW DATA**

All your sectional needs

Check us out at [www.pjdata.com.au](http://www.pjdata.com.au) and now on Facebook



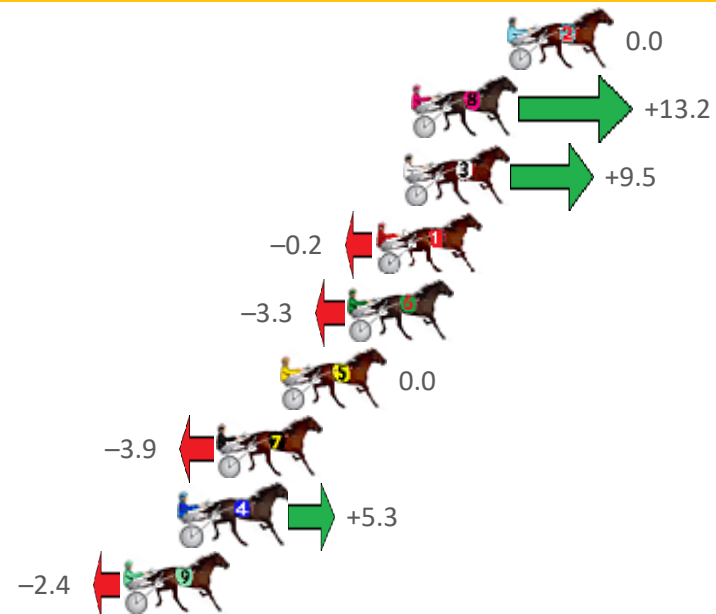

RWWA and provider are not responsible for the completeness or accuracy of any of the information contained herein, and makes no representations about its suitability for any purpose.

# Gloucester Park Race 5 Distance 2130m

Tuesday, 30 March 2021

Gross Time: 2:37.70 MileRate: 1:59.10 LeadTime: 36.80s First Qtr: 32.60s Second Qtr: 31.10s Third Qtr: 29.30s Fourth Qtr: 27.90s

No Horse	Plc	Margin	Time	800Time (W)	400 Time (W)	Finish Position and metres gained from 800m
2 JASPERVELLABEACH	1	0.0m	2:37.70	57.20s (0)	27.90s (0)	0.0
8 ROBBIE ROCKET	2	3.8m	2:37.98	56.26s (1)	27.11s (3)	+13.2
3 CAVALRY CALL	3	4.1m	2:38.00	56.52s (0)	27.31s (1)	+9.5
1 BURNING RUBBER	4	5.2m	2:38.08	57.21s (0)	27.96s (0)	-0.2
6 HASTALAVISTA	5	6.3m	2:38.16	57.43s (1)	28.13s (1)	-3.3
5 HEZ A CHANCE	6	9.0m	2:38.36	57.20s (0)	27.87s (0)	0.0
7 LIVE LIFE FAST	7	11.5m	2:38.54	57.48s (1)	28.17s (1)	-3.9
4 HEEZ A MASTERPIECE	8	12.9m	2:38.65	56.82s (0)	27.59s (1)	+5.3
9 SARGE	9	15.2m	2:38.82	57.37s (1)	28.16s (2)	-2.4



Sectionals  
Powered by







**PJ HARNESS ANALYSER**  
HORSE REPORTS RAW DATA  
All your sectional needs  
Check us out at [www.pjdata.com.au](http://www.pjdata.com.au) and now on Facebook

RWWA and provider are not responsible for the completeness or accuracy of any of the information contained herein, and makes no representations about its suitability for any purpose.

# Gloucester Park Race 6 Distance 2130m

Tuesday, 30 March 2021

Gross Time: 2:37.70 MileRate: 1:59.10 LeadTime: 39.90s First Qtr: 31.80s Second Qtr: 30.60s Third Qtr: 27.80s Fourth Qtr: 27.60s

No Horse	Plc	Margin	Time	800Time (W)	400 Time (W)	Finish Position and metres gained from 800m
1 OVERJOYED	1	0.0m	2:37.70	55.40s (0)	27.60s (0)	 0.0
6 MAKE IT HAPPEN	2	9.0m	2:38.35	55.50s (1)	27.92s (1)	-1.4 
2 ALLTHEWAYTOROYALT	3	11.4m	2:38.53	55.90s (0)	28.05s (0)	-7.2 
5 HAMPTON BANNER	4	11.7m	2:38.55	55.38s (1)	27.79s (1)	+0.3 
3 SIDSTREPO	5	13.1m	2:38.65	55.71s (0)	27.88s (0)	-4.5 
4 BETTYS LASS	6	13.9m	2:38.71	55.46s (0)	27.57s (0)	-0.9 



Sectionals  
Powered by



**PJ HARNESS ANALYSER**

**HORSE REPORTS RAW DATA**

All your sectional needs

Check us out at [www.pjdata.com.au](http://www.pjdata.com.au) and now on Facebook











RWWA and provider are not responsible for the completeness or accuracy of any of the information contained herein, and makes no representations about its suitability for any purpose.

# Gloucester Park Race 7 Distance 2130m

Tuesday, 30 March 2021

Gross Time: 2:40.40 MileRate: 2:01.20 LeadTime: 40.70s First Qtr: 31.10s Second Qtr: 30.10s Third Qtr: 29.00s Fourth Qtr: 29.50s

No Horse	Plc	Margin	Time	800Time (W)	400 Time (W)	Finish Position and metres gained from 800m
1 CHRYSOPRASE	1	0.0m	2:40.40	58.46s (0)	29.50s (0)	 +0.6
8 BETTOR BE ARTFUL	2	1.4m	2:40.51	58.60s (1)	29.60s (1)	 -1.4
6 ANNIKA WHITBY	3	2.3m	2:40.58	57.98s (1)	29.05s (2)	 +7.1
3 ENDOFHEROAD	4	5.4m	2:40.82	58.12s (0)	29.27s (1)	 +5.2
4 CLOUDY REACTOR	5	6.7m	2:40.92	58.68s (1)	29.70s (2)	 -2.5
2 ONLY FIVE STARZZZ	6	9.9m	2:41.17	58.77s (0)	29.86s (0)	 -3.7
7 RODGER JAMES	7	12.9m	2:41.40	58.39s (1)	29.38s (2)	 +1.5



Sectionals  
Powered by



**PJ HARNESS ANALYSER**  
HORSE REPORTS RAW DATA  
All your sectional needs  
Check us out at [www.pjdata.com.au](http://www.pjdata.com.au) and now on Facebook




RWWA and provider are not responsible for the completeness or accuracy of any of the information contained herein, and makes no representations about its suitability for any purpose.