











# Northam Race 1 Distance 2190m

Saturday, 13 March 2021

Gross Time: 2:43.50 MileRate: 2:00.10 LeadTime: 42.10s First Qtr: 30.80s Second Qtr: 30.30s Third Qtr: 29.20s Fourth Qtr: 31.10s

No Horse	Plc	Margin	Time	800Time (W)	400 Time (W)	Finish Position and metres gained from 800m
7 MISS BOUDICA	1	0.0m	2:43.50	60.30s (1)	31.10s (0)	 0.0
9 AY JAYS DREAM	2	15.1m	2:44.73	60.79s (2)	31.53s (1)	-6.5 
1 MISTER RIGGERS	3	18.3m	2:44.99	60.70s (0)	31.25s (1)	-5.3 
4 MYBROTHERSKEEPER	4	22.1m	2:45.30	61.30s (1)	31.76s (2)	-7.5 
6 IM FREYJA	5	23.4m	2:45.40	60.81s (1)	31.39s (2)	-6.8 
8 ZYANYA	6	24.1m	2:45.46	60.68s (0)	31.37s (0)	-5.1 
10 VALDEMAR	7	24.3m	2:45.48	60.40s (1)	31.53s (3)	-1.3 
2 QUICK MAMBA	8	25.9m	2:45.61	62.06s (0)	32.65s (0)	-23.5 
3 NEVERFELTBETTER	9	33.3m	2:46.21	62.20s (0)	32.58s (0)	-25.3 
5 JUST ROC	10	109.4m	2:52.40	68.16s (1)	37.53s (1)	-104. 



Sectionals  
Powered by

**PJ HARNESS ANALYSER**  
HORSE REPORTS RAW DATA  
All your sectional needs  
Check us out at [www.pjdata.com.au](http://www.pjdata.com.au) and now on Facebook

RWWA and provider are not responsible for the completeness or accuracy of any of the information contained herein, and makes no representations about its suitability for any purpose.

# Northam Race 2 Distance 2190m

Saturday, 13 March 2021

Gross Time: 2:43.70 MileRate: 2:00.30 LeadTime: 43.80s First Qtr: 30.70s Second Qtr: 30.20s Third Qtr: 29.00s Fourth Qtr: 30.00s

No Horse	Plc	Margin	Time	800Time (W)	400 Time (W)	Finish Position and metres gained from 800m
9 EXPRESS BEAUTY	1	0.0m	2:43.70	58.06s (2)	30.00s (2)	+12.8
4 SUNNY MACH	2	0.8m	2:43.76	58.71s (1)	29.64s (2)	+4.0
1 TENACIOUS GEORGE	3	5.7m	2:44.15	59.42s (0)	30.43s (0)	-5.7
3 MIDDLE OF THE ROAD	4	6.7m	2:44.23	58.83s (1)	29.81s (1)	+2.3
6 SONO ABRUZZESE	5	12.0m	2:44.64	59.84s (1)	30.66s (1)	-11.4
2 MOLIMO	6	14.8m	2:44.86	59.01s (0)	29.70s (1)	-0.2
5 SALIGO BAY	7	27.1m	2:45.83	59.70s (1)	31.20s (2)	-9.5
8 ROCKNONHEAVENS DO	8	30.0m	2:46.06	60.53s (0)	31.22s (0)	-20.8
7 LIBBA RACY	9	30.5m	2:46.10	60.90s (0)	31.74s (0)	-25.9



Sectionals  
Powered by

**PJ HARNESS ANALYSER**  
HORSE REPORTS RAW DATA  
All your sectional needs  
Check us out at [www.pjdata.com.au](http://www.pjdata.com.au) and now on Facebook



RWWA and provider are not responsible for the completeness or accuracy of any of the information contained herein, and makes no representations about its suitability for any purpose.

# Northam Race 3 Distance 2190m

Saturday, 13 March 2021

Gross Time: 2:43.90 MileRate: 2:00.50 LeadTime: 43.30s First Qtr: 31.90s Second Qtr: 31.20s Third Qtr: 28.50s Fourth Qtr: 29.00s

No Horse	Plc	Margin	Time	800Time (W)	400 Time (W)	Finish Position and metres gained from 800m
4 MISSTIANO	1	0.0m	2:43.90	56.79s (1)	28.42s (2)	+10.0
7 MAKE IT HAPPEN	2	2.3m	2:44.08	57.36s (0)	28.88s (0)	+1.9
1 SOUTHERN BELLE	3	5.5m	2:44.32	57.89s (0)	29.40s (0)	-5.5
10 THE STARS ABOVE	4	7.3m	2:44.46	56.55s (1)	28.57s (3)	+13.3
6 FLYNSCOTSMAN	5	8.3m	2:44.53	57.75s (1)	29.05s (1)	-3.5
8 IM LOKI	6	9.4m	2:44.62	57.17s (0)	28.70s (1)	+4.6
3 GENERAL JOLT	7	10.1m	2:44.67	58.18s (1)	29.48s (1)	-9.5
9 SHEZLIKATERROR	8	15.4m	2:45.07	57.99s (0)	29.50s (0)	-6.8
5 ELLEKER HANOVER	9	17.2m	2:45.21	57.34s (0)	28.86s (0)	+2.2
2 ADDA POCKET RINSE	10	38.7m	2:46.84	59.14s (1)	30.55s (2)	-22.9



Sectionals  
Powered by

**PJ HARNESS ANALYSER**  
HORSE REPORTS RAW DATA  
All your sectional needs  
Check us out at [www.pjdata.com.au](http://www.pjdata.com.au) and now on Facebook

RWWA and provider are not responsible for the completeness or accuracy of any of the information contained herein, and makes no representations about its suitability for any purpose.

# Northam Race 4 Distance 2620m

Saturday, 13 March 2021

Gross Time: 3:17.00 MileRate: 2:01.00 LeadTime: 77.30s First Qtr: 30.50s Second Qtr: 30.10s Third Qtr: 28.70s Fourth Qtr: 30.40s

No Horse	Plc	Margin	Time	800Time (W)	400 Time (W)	Finish Position and metres gained from 800m
5 OUR MISTA KALLE	1	0.0m	3:17.00	58.44s (1)	30.01s (2)	+9.0
2 PALATINO	2	1.1m	3:17.09	59.18s (0)	30.48s (0)	-1.1
3 MASTER LEIGHTON	3	1.9m	3:17.15	58.90s (1)	29.46s (1)	+2.7
4 RAGING ROMEO	4	3.8m	3:17.30	58.38s (0)	29.36s (0)	+9.8
7 CORDERO	5	6.3m	3:17.50	58.53s (1)	29.38s (2)	+7.7
6 EUSTON FLYER	6	6.5m	3:17.52	58.21s (0)	29.38s (1)	+12.1
1 IONA DIAMOND	7	7.8m	3:17.62	59.32s (0)	30.43s (0)	-3.0
8 ARDENS WINSTAR	8	9.3m	3:17.74	59.09s (0)	30.14s (0)	+0.1
9 BILLY MACK	9	10.2m	3:17.81	59.81s (1)	30.57s (1)	-9.6



Sectionals  
Powered by

**PJ HARNESS ANALYSER**  
HORSE REPORTS RAW DATA  
All your sectional needs  
Check us out at [www.pjdata.com.au](http://www.pjdata.com.au) and now on Facebook




RWWA and provider are not responsible for the completeness or accuracy of any of the information contained herein, and makes no representations about its suitability for any purpose.

# Northam Race 5 Distance 2560m

Saturday, 13 March 2021

Gross Time: 3:14.30 MileRate: 2:01.70 LeadTime: 3.20s First Qtr: 31.60s Second Qtr: 3.10s Third Qtr: 28.40s Fourth Qtr: 28.00s

No Horse	Plc	Margin	Time	800Time (W)	400 Time (W)	Finish Position and metres gained from 800m
8 BABYFACE ADDA	1	0.0m	3:14.30	55.59s (2)	27.78s (2)	+11.6
4 WITHOUTHETUH	2	3.5m	3:14.56	56.65s (0)	28.24s (0)	-3.5
1 LEAP OF FAITH	3	11.2m	3:15.12	56.88s (0)	28.49s (0)	-6.8
14 AS HAPPY AS LARRY	4	11.2m	3:15.12	56.05s (2)	28.18s (2)	+5.0
11 KIWI BLOKE	5	16.6m	3:15.52	56.33s (1)	27.50s (1)	+1.0
5 PERLEE GATES	6	17.2m	3:15.57	57.00s (0)	28.56s (0)	-8.6
2 BOUNTIFUL REACTOR	7	21.3m	3:15.87	56.38s (2)	28.55s (2)	+0.3
12 SPACE JUNK	8	23.7m	3:16.04	57.11s (1)	28.37s (2)	-9.9
3 TEXAS TARA	9	29.6m	3:16.48	58.14s (1)	29.34s (1)	-24.8
13 RUNAWAY THREE	10	32.7m	3:16.71	58.65s (1)	29.89s (1)	-32.1
6 TOTO PICASSO	11	35.9m	3:16.94	58.26s (1)	29.43s (1)	-26.5
9 IAM LAMBROS	12	36.9m	3:17.02	57.75s (0)	29.34s (0)	-19.3



Sectionals  
Powered by



PJ HARNESS ANALYSER

HORSE REPORTS

RAW DATA

All your sectional needs

Check us out at [www.pjdata.com.au](http://www.pjdata.com.au) and now on Facebook













RWWA and provider are not responsible for the completeness or accuracy of any of the information contained herein, and makes no representations about its suitability for any purpose.

# Northam Race 6 Distance 2190m

Saturday, 13 March 2021

Gross Time: 2:43.70 MileRate: 2:00.30 LeadTime: 41.00s First Qtr: 30.40s Second Qtr: 30.50s Third Qtr: 30.20s Fourth Qtr: 31.60s

No Horse	Plc	Margin	Time	800Time (W)	400 Time (W)	Finish Position and metres gained from 800m
5 BEAT THE BANK	1	0.0m	2:43.70	61.77s (1)	31.60s (0)	 +0.4
7 KRAFTY	2	0.5m	2:43.74	60.66s (1)	30.73s (2)	 +14.9
9 BETTOR BE ARTFUL	3	25.9m	2:45.84	62.93s (1)	32.36s (2)	 -14.7
1 ABSOLUTE PEARLER	4	39.2m	2:46.94	64.41s (1)	33.72s (1)	 -34
6 ENDOFHEROAD	5	44.1m	2:47.34	63.61s (1)	33.79s (3)	 -23.5
4 KRAKKA LIGHTNING	6	56.1m	2:48.33	64.39s (0)	33.81s (0)	 -34
3 BOSTON ROB	7	58.1m	2:48.50	65.91s (0)	34.50s (0)	 -53.5
2 SQUEEZEME PLEASEME	8	62.1m	2:48.83	66.57s (0)	35.21s (0)	 -62.1
10 JOIN THE STARS	9	202.5m	3:00.42	76.08s (0)	44.21s (0)	 -185.



Sectionals  
Powered by



**PJ HARNESS ANALYSER**  
HORSE REPORTS RAW DATA

All your sectional needs

Check us out at [www.pjdata.com.au](http://www.pjdata.com.au) and now on Facebook














RWWA and provider are not responsible for the completeness or accuracy of any of the information contained herein, and makes no representations about its suitability for any purpose.

# Northam Race 7 Distance 2150m

Saturday, 13 March 2021

Gross Time: 2:44.60 MileRate: 2:02.70 LeadTime: 43.70s First Qtr: 30.10s Second Qtr: 30.10s Third Qtr: 30.20s Fourth Qtr: 30.50s

No Horse	Plc	Margin	Time	800Time (W)	400 Time (W)	Finish Position and metres gained from 800m
2 MISS HARLEQUIN	1	0.0m	2:44.60	60.70s (0)	30.50s (0)	 0.0
3 OVER ARMED	2	3.3m	2:44.86	60.63s (0)	30.43s (0)	 +0.9
5 HERE COMES SHARKIE	3	4.4m	2:44.95	60.49s (1)	30.36s (2)	 +2.8
6 EYES ON THE MONEY	4	13.1m	2:45.65	61.04s (0)	30.77s (1)	 -4.5
4 ALLTHEWAYTOROYALT	5	13.2m	2:45.65	61.47s (1)	31.26s (1)	 -10.2
7 JACKYGEE	6	17.1m	2:45.96	60.44s (0)	30.46s (1)	 +3.5
1 THE BATMOBILE	7	17.7m	2:46.01	61.05s (0)	30.98s (2)	 -4.7
9 JESSE ALLWOOD	8	48.7m	2:48.49	61.21s (0)	31.31s (0)	 -6.7
10 MAJOR RUSH	9	50.1m	2:48.60	61.01s (1)	31.27s (1)	 -5.3
8 HILO ANGUS	10	52.3m	2:48.77	61.10s (0)	30.98s (0)	 -5.3



Sectionals  
Powered by

**PJ HARNESS ANALYSER**  
HORSE REPORTS RAW DATA  
All your sectional needs  
Check us out at [www.pjdata.com.au](http://www.pjdata.com.au) and now on Facebook



RWWA and provider are not responsible for the completeness or accuracy of any of the information contained herein, and makes no representations about its suitability for any purpose.

# Northam Race 8 Distance 2190m

Saturday, 13 March 2021

Gross Time: 2:43.40 MileRate: 2:00.10 LeadTime: 43.10s First Qtr: 29.80s Second Qtr: 29.60s Third Qtr: 30.20s Fourth Qtr: 30.70s

No Horse	Plc	Margin	Time	800Time (W)	400 Time (W)	Finish Position and metres gained from 800m
9 ROCKINTHEBOX	1	0.0m	2:43.40	60.45s (2)	30.38s (2)	+6.0
7 ROCK ON THE BEACH	2	0.4m	2:43.43	60.81s (1)	30.73s (2)	+1.2
8 GO HOME JO	3	4.4m	2:43.75	60.90s (0)	30.75s (0)	0.0
1 FRANCO HAMMOND	4	11.7m	2:44.34	61.79s (0)	31.56s (1)	-11.7
3 HEAVY LOAD	5	12.0m	2:44.36	61.13s (0)	30.94s (1)	-3.0
4 BEJEWELLED	6	25.6m	2:45.46	61.84s (0)	31.57s (0)	-12.4
2 CYBER STORM	7	47.2m	2:47.19	63.66s (1)	33.17s (1)	-36.4
6 MISSION GLORY	8	53.3m	2:47.68	63.57s (0)	33.09s (0)	-35.3
5 CHANGINGOFTHEGUAR	9	54.8m	2:47.80	64.14s (2)	34.20s (2)	-42.8



Sectionals  
Powered by

**PJ HARNESS ANALYSER**  
HORSE REPORTS RAW DATA  
All your sectional needs  
Check us out at [www.pjdata.com.au](http://www.pjdata.com.au) and now on Facebook








RWWA and provider are not responsible for the completeness or accuracy of any of the information contained herein, and makes no representations about its suitability for any purpose.



# Northam Race 9 Distance 1780m

Saturday, 13 March 2021

Gross Time: 2:15.70 MileRate: 2:02.70 LeadTime: 13.10s First Qtr: 33.30s Second Qtr: 31.20s Third Qtr: 29.20s Fourth Qtr: 28.90s

No Horse	Plc	Margin	Time	800Time (W)	400 Time (W)	Finish Position and metres gained from 800m
3 TORREVEAN AMY	1	0.0m	2:15.70	58.10s (0)	28.90s (0)	 0.0
5 MAKE YOUR MARK	2	6.3m	2:16.18	58.41s (1)	29.12s (1)	-4.3 
1 SWEETEST THING	3	6.4m	2:16.19	58.17s (0)	28.94s (0)	-1.0 
4 POCKET THE CHANGE	4	12.0m	2:16.61	58.16s (0)	29.04s (1)	-0.8 
2 MOTOR ON LILLY	5	30.7m	2:18.03	59.77s (1)	30.14s (2)	-23.1 



Sectionals  
Powered by

**PJ HARNESS ANALYSER**  
HORSE REPORTS RAW DATA  
All your sectional needs  
Check us out at [www.pjdata.com.au](http://www.pjdata.com.au) and now on Facebook




RWWA and provider are not responsible for the completeness or accuracy of any of the information contained herein, and makes no representations about its suitability for any purpose.