











Bunbury Race 1 Distance 2100m

Saturday, 24 April 2021

Gross Time: 2:39.20 MileRate: 2:02.00 LeadTime: 37.80s First Qtr: 31.50s Second Qtr: 29.10s Third Qtr: 30.20s Fourth Qtr: 30.60s

No Horse	Plc	Margin	Time	800Time (W)	400 Time (W)	Finish Position and metres gained from 800m	
8 MEET YOUR MAKER	1	0.0m	2:39.20	60.39s (0)	30.02s (0)		+5.4
1 ROBO REACTOR	2	1.9m	2:39.35	60.94s (0)	30.74s (0)		-1.9
2 SECOND AMENDMENT	3	8.7m	2:39.90	60.67s (0)	30.29s (0)		+1.7
4 JUKEBOX GIRL	4	13.1m	2:40.25	60.93s (1)	30.41s (1)		-1.7
11 ART REVIVAL	5	17.9m	2:40.63	60.94s (1)	30.85s (3)		-1.9
5 JUST A SAINT	6	20.3m	2:40.83	61.82s (1)	31.20s (2)		-13.5
12 OURCARIBBEANCRUISE	7	30.0m	2:41.60	61.19s (1)	31.45s (2)		-5.2
7 STAR LIKE	8	33.7m	2:41.90	61.08s (1)	31.79s (4)		
9 TIME TO BE ME	9	51.3m	2:43.31	64.51s (1)	33.83s (1)		-49.1
10 ISSUES	10	110.4m	2:48.04	66.77s (0)	35.58s (0)		-79.0



Sectionals
Powered by



PJ HARNESS ANALYSER
HORSE REPORTS / RAW DATA

Version 3.05
Out Now!

All your sectional needs

Check us out at www.pjdata.com.au












RWWA and provider are not responsible for the completeness or accuracy of any of the information contained herein, and makes no representations about its suitability for any purpose.

Bunbury Race 2 Distance 1609m

Saturday, 24 April 2021

Gross Time: 1:56.60 MileRate: 1:56.60 LeadTime: 0.00s First Qtr: 28.30s Second Qtr: 30.90s Third Qtr: 29.10s Fourth Qtr: 28.40s

No Horse	Plc	Margin	Time	800Time (W)	400 Time (W)	Finish Position and metres gained from 800m
1 GOODONYA MATE	1	0.0m	1:56.60	57.50s (0)	28.40s (0)	 0.0
8 CLOUDY REACTOR	2	0.4m	1:56.63	57.23s (0)	28.13s (0)	 +3.8
2 AMELIA ROCKS	3	0.4m	1:56.63	56.93s (0)	27.81s (0)	 +8.0
4 CHEDDAR IS BETTER	4	4.4m	1:56.93	57.29s (1)	28.33s (1)	 +3.0
3 LAP OF HONOUR	5	5.8m	1:57.03	57.69s (1)	28.75s (1)	 -2.6
5 MISTER SAUVAGE	6	7.1m	1:57.13	57.11s (0)	27.96s (0)	 +5.5
7 MATAI REACTOR	7	9.2m	1:57.29	56.99s (1)	27.99s (2)	 +7.2
6 TESTARUDO	8	9.9m	1:57.34	57.35s (1)	28.25s (1)	 +2.1



Sectionals
Powered by



PJ HARNESS ANALYSER
HORSE REPORTS / RAW DATA

Version 3.05
Out Now!

All your sectional needs

Check us out at www.pjdata.com.au




RWWA and provider are not responsible for the completeness or accuracy of any of the information contained herein, and makes no representations about its suitability for any purpose.

Bunbury Race 3 Distance 2100m

Saturday, 24 April 2021

Gross Time: 2:35.40

MileRate: 1:59.10












LeadTime: 36.70s

First Qtr: 30.60s

Second Qtr: 30.70s

Third Qtr: 28.80s

Fourth Qtr: 28.60s

No Horse	Plc	Margin	Time	800Time (W)	400 Time (W)	Finish Position and metres gained from 800m	
2 LOVE AND KISSES	1	0.0m	2:35.40	57.40s (0)	28.60s (0)		0.0
10 SWEET SASSYMOLASSY	2	6.5m	2:35.89	57.28s (1)	28.51s (2)		+1.7
4 SUNSHINE SWIFT	3	7.3m	2:35.95	56.34s (1)	27.55s (1)		+14.9
3 EL JESSIE	4	8.5m	2:36.04	57.74s (1)	28.91s (1)		-4.7
9 KIONE KAVIAR	5	14.9m	2:36.52	57.81s (0)	28.75s (0)		-5.7
6 AREU TALKIN	6	17.0m	2:36.68	57.36s (1)	28.56s (1)		+0.6
7 HALLOWEEN QUEEN	7	24.7m	2:37.25	57.44s (0)	28.45s (1)		-0.5
11 KITTY GO ROUND	8	28.5m	2:37.54	58.08s (0)	28.85s (0)		-9.5
5 ARK OF ROCK	9	28.9m	2:37.57	58.55s (1)	29.70s (1)		-16.1
1 MAD MAGIC	10	32.9m	2:37.87	59.39s (0)	30.37s (0)		-27.9
8 IM FREYJA	11	34.6m	2:38.00	58.84s (0)	29.71s (0)		-20.2



Sectionals
Powered by



Version 3.05
Out Now!

HORSE REPORTS / RAW DATA

All your sectional needs

Check us out at www.pjdata.com.au




RWWA and provider are not responsible for the completeness or accuracy of any of the information contained herein, and makes no representations about its suitability for any purpose.

Bunbury Race 4 Distance 2100m

Saturday, 24 April 2021

Gross Time: 2:35.00

MileRate: 1:58.70












LeadTime: 35.80s

First Qtr: 31.60s

Second Qtr: 30.60s

Third Qtr: 28.40s

Fourth Qtr: 28.60s

No Horse	Plc	Margin	Time	800Time (W)	400 Time (W)	Finish Position and metres gained from 800m	
3 MASTER LEIGHTON	1	0.0m	2:35.00	57.00s (0)	28.60s (0)		0.0
4 ROCKIN JETSTAR	2	4.1m	2:35.31	56.72s (1)	28.54s (2)		+3.9
8 SHELLNA	3	8.3m	2:35.62	56.96s (0)	28.55s (0)		+0.5
7 JUSTGIVEMERUBIES	4	9.1m	2:35.68	56.37s (0)	27.85s (0)		+8.9
1 SAGATIOUS	5	10.0m	2:35.75	57.41s (0)	28.98s (0)		-5.8
2 JOEY JAMES	6	12.7m	2:35.95	57.64s (1)	29.26s (1)		-9.1
12 FLAMING CULLEN	7	15.4m	2:36.16	56.87s (1)	28.53s (1)		+1.8
10 GOV STARZZZ	8	17.5m	2:36.31	57.35s (1)	29.05s (1)		-4.9
9 STAR BOSS	9	18.3m	2:36.37	57.35s (0)	28.95s (0)		-4.9
5 ADDA GIRL	10	19.4m	2:36.46	56.80s (0)	27.99s (0)		+2.8
6 ALTA CAMINO	11	25.9m	2:36.95	57.29s (1)	29.52s (2)		



Sectionals
Powered by



PJ HARNESS ANALYSER
HORSE REPORTS / RAW DATA

Version 3.05
Out Now!

All your sectional needs

Check us out at www.pjdata.com.au




RWWA and provider are not responsible for the completeness or accuracy of any of the information contained herein, and makes no representations about its suitability for any purpose.

Bunbury Race 5 Distance 2100m

Saturday, 24 April 2021

Gross Time: 2:32.20

MileRate: 1:56.60












LeadTime: 33.20s

First Qtr: 32.00s

Second Qtr: 30.50s

Third Qtr: 28.30s

Fourth Qtr: 28.20s

No Horse	Plc	Margin	Time	800Time (W)	400 Time (W)	Finish Position and metres gained from 800m		
4 ALWAYS AN ANGEL	1	0.0m	2:32.20	56.32s	(1)	28.20s	(0)	 +2.6
3 DISTINGUISHED TASTE	2	7.2m	2:32.73	56.71s	(0)	28.12s	(0)	-3.0 
9 OLLIE OLIVER	3	8.2m	2:32.81	56.60s	(1)	28.76s	(1)	-1.4 
8 KEPTAIN COURAGEOUS	4	13.6m	2:33.21	56.37s	(1)	27.95s	(3)	+1.8 
11 THEJEWELINHEREYE	5	17.5m	2:33.50	56.77s	(2)	28.82s	(1)	-3.9 
10 THE VERANDAH	6	18.0m	2:33.53	56.58s	(0)	28.03s	(2)	-1.2 
6 SMART FORTUNE	7	18.5m	2:33.57	57.17s	(2)	29.12s	(2)	-9.5 
5 GINGERS JET	8	19.9m	2:33.67	57.11s	(1)	28.52s	(2)	-8.7 
1 IGNITE THE PASSION	9	33.3m	2:34.67	58.25s	(0)	29.40s	(1)	-24.9 
2 PALATINO	10	33.7m	2:34.70	57.98s	(0)	29.03s	(1)	-21.1 
7 TYRON TERRANOVA	11	116.0m	2:40.80	64.65s	(0)	35.01s	(0)	-116. 



Sectionals
Powered by



PJ HARNESS ANALYSER
HORSE REPORTS / RAW DATA

Version 3.05
Out Now!

All your sectional needs

Check us out at www.pjdata.com.au











RWWA and provider are not responsible for the completeness or accuracy of any of the information contained herein, and makes no representations about its suitability for any purpose.

Bunbury Race 6 Distance 2569m

Saturday, 24 April 2021

Gross Time: 3:06.50 MileRate: 1:56.80 LeadTime: 71.80s First Qtr: 30.30s Second Qtr: 29.60s Third Qtr: 27.90s Fourth Qtr: 26.90s

No Horse	Plc	Margin	Time	800Time (W)	400 Time (W)	Finish Position and metres gained from 800m	
4 LAVRA JOE	1	0.0m	3:06.50	54.80s (0)	26.90s (0)		 0.0
2 STRIKE TEAM	2	7.6m	3:07.04	55.03s (0)	27.13s (0)	-3.4	
8 UNDER THE ALTA	3	22.1m	3:08.07	55.69s (0)	27.76s (0)	-13.1	
6 LIL HAPPY FELLA	4	22.5m	3:08.09	55.11s (0)	27.39s (1)	-4.5	
3 CHANCE ECLIPSE	5	27.7m	3:08.46	55.76s (0)	28.03s (1)	-14.1	
5 KRAFTY	6	37.1m	3:09.13	55.81s (0)	28.18s (0)	-14.9	
7 ROCKIN RUFUS	7	38.5m	3:09.23	55.60s (0)	27.96s (0)	-11.7	



Sectionals
Powered by



PJ HARNESS ANALYSER
HORSE REPORTS / RAW DATA

Version 3.05
Out Now!

All your sectional needs

Check us out at www.pjdata.com.au




RWWA and provider are not responsible for the completeness or accuracy of any of the information contained herein, and makes no representations about its suitability for any purpose.

Bunbury Race 7 Distance 2503m

Saturday, 24 April 2021

Gross Time: 3:11.60

MileRate: 2:02.20

LeadTime: 73.60s

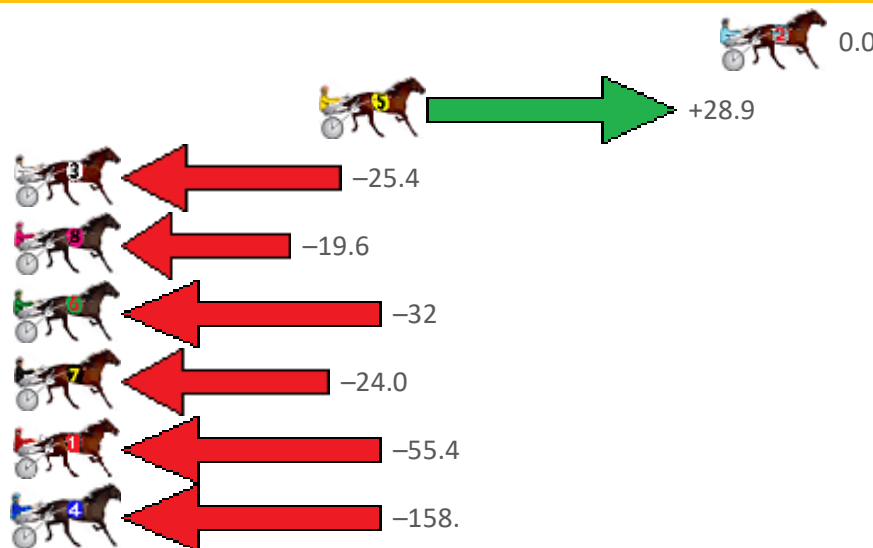
First Qtr: 29.90s

Second Qtr: 28.70s

Third Qtr: 28.20s

Fourth Qtr: 31.20s

No Horse	Plc	Margin	Time	800Time (W)	400 Time (W)	Finish Position and metres gained from 800m	
2 TWOBOP CRACKER	1	0.0m	3:11.60	59.40s	(0)	31.20s	(0)
5 GO HOME JO	2	15.9m	3:12.90	57.27s	(2)	29.49s	(0)
3 OVER ARMED	3	36.0m	3:14.54	61.28s	(0)	31.62s	(0)
8 ISAIDBOO	4	56.6m	3:16.22	60.85s	(1)	31.94s	(1)
6 MAJOR MICHELLE	5	58.3m	3:16.36	61.70s	(0)	32.03s	(0)
7 MISS HARLEQUIN	6	71.6m	3:17.44	61.17s	(0)	32.25s	(1)
1 CHEROKEE CHANCE	7	88.2m	3:18.79	63.49s	(0)	33.31s	(0)
4 CYCLONE NORTH	8	200.2m	3:27.93	71.12s	(1)	40.14s	(1)



Sectionals
Powered by

PJ HARNESS ANALYSER Version 3.05 Out Now!
HORSE REPORTS / RAW DATA
All your sectional needs Check us out at www.pjdata.com.au



RWWA and provider are not responsible for the completeness or accuracy of any of the information contained herein, and makes no representations about its suitability for any purpose.

Bunbury Race 8 Distance 2100m

Saturday, 24 April 2021

Gross Time: 2:34.00

MileRate: 1:58.00








LeadTime: 37.90s

First Qtr: 30.50s

Second Qtr: 30.00s

Third Qtr: 26.90s

Fourth Qtr: 28.70s

No Horse	Plc	Margin	Time	800Time (W)	400 Time (W)	Finish Position and metres gained from 800m	
2 BETTOR GET IT ON	1	0.0m	2:34.00	55.60s (0)	28.70s (0)		0.0
4 SUGAR STREET	2	0.1m	2:34.01	55.44s (1)	28.71s (1)		+2.3
3 AINSWORTH	3	22.9m	2:35.73	56.70s (1)	29.32s (1)		-15.9
1 I WORK OUT	4	29.0m	2:36.19	57.27s (0)	29.57s (0)		-24.2
5 SECRET REACTION	5	29.2m	2:36.20	56.83s (1)	29.54s (2)		-17.8
6 TRICKIN	6	29.3m	2:36.21	56.67s (0)	29.18s (1)		-15.5
7 FIFO	7	32.5m	2:36.45	57.21s (0)	29.45s (0)		-23.3



Sectionals
Powered by



PJ HARNESS ANALYSER
HORSE REPORTS / RAW DATA

Version 3.05
Out Now!

All your sectional needs

Check us out at www.pjdata.com.au




RWWA and provider are not responsible for the completeness or accuracy of any of the information contained herein, and makes no representations about its suitability for any purpose.