








Gloucester Park Race 1 Distance 2130m

Friday, 9 April 2021

Gross Time: 2:33.70 MileRate: 1:56.10 LeadTime: 37.70s First Qtr: 29.20s Second Qtr: 29.90s Third Qtr: 28.20s Fourth Qtr: 28.70s

No Horse	Plc	Margin	Time	800Time (W)	400 Time (W)	Finish Position and metres gained from 800m
7 PERFECT MAJOR	1	0.0m	2:33.70	56.80s (1)	28.70s (1)	 +1.4
1 KIWI BLOKE	2	3.5m	2:33.96	56.84s (0)	28.59s (0)	 +0.9
5 STEFSBEST	3	3.6m	2:33.97	56.74s (1)	28.66s (1)	 +2.2
3 THOMSON BAY	4	4.0m	2:34.00	56.57s (0)	28.24s (0)	 +4.6
4 CARRERA MACH	5	5.3m	2:34.10	56.34s (0)	27.95s (0)	 +7.9
2 RAKASINC	6	6.3m	2:34.17	56.64s (1)	28.38s (1)	 +3.7
6 EXTRADITE	7	8.2m	2:34.32	57.48s (0)	29.27s (0)	 -8.2



Sectionals
Powered by



PJ HARNESS ANALYSER

HORSE REPORTS RAW DATA

All your sectional needs

Check us out at www.pjdata.com.au and now on Facebook



RWWA and provider are not responsible for the completeness or accuracy of any of the information contained herein, and makes no representations about its suitability for any purpose.

Gloucester Park Race 2 Distance 2130m

Friday, 9 April 2021

Gross Time: 2:35.30

MileRate: 1:57.40












LeadTime: 36.80s

First Qtr: 31.10s

Second Qtr: 30.90s

Third Qtr: 27.90s

Fourth Qtr: 28.60s

No Horse	Plc	Margin	Time	800Time (W)	400 Time (W)	Finish Position and metres gained from 800m
6 BOOM TIME	1	0.0m	2:35.30	55.98s (2)	28.49s (1)	 +7.4
2 VESPA	2	3.8m	2:35.59	56.77s (0)	28.87s (0)	 -3.8
1 WHOSWHOINTHEZOO	3	5.3m	2:35.70	56.58s (0)	28.64s (0)	 -1.1
10 IM SPIDERMAN	4	6.6m	2:35.80	56.36s (0)	28.43s (0)	 +2.0
7 CLASSIC CHOICE	5	8.8m	2:35.96	56.19s (2)	28.66s (2)	 +4.4
4 EUPHORIC MOMENT	6	11.0m	2:36.13	56.19s (1)	28.36s (1)	 +4.4
3 CORDERO	7	11.9m	2:36.19	56.38s (0)	28.42s (0)	 +1.7
5 PLUTONIUM	8	19.9m	2:36.79	57.88s (1)	29.60s (1)	 -19.7
8 POISED TO POUNCE	9	21.1m	2:36.88	57.64s (1)	29.37s (1)	 -16.3
9 BOUNTIFUL REACTOR	10	24.0m	2:37.10	56.64s (0)	28.81s (0)	 -2.0
11 BARKLEY	11	28.4m	2:37.43	57.88s (1)	29.68s (2)	 -19.6



Sectionals
Powered by



PJ HARNESS ANALYSER

HORSE REPORTS RAW DATA

All your sectional needs

Check us out at www.pjdata.com.au and now on Facebook















RWWA and provider are not responsible for the completeness or accuracy of any of the information contained herein, and makes no representations about its suitability for any purpose.

Gloucester Park Race 3 Distance 2130m

Friday, 9 April 2021

Gross Time: 2:32.70 MileRate: 1:55.30 LeadTime: 35.60s First Qtr: 30.40s Second Qtr: 29.80s Third Qtr: 28.40s Fourth Qtr: 28.50s

No Horse	Plc	Margin	Time	800Time (W)	400 Time (W)	Finish Position and metres gained from 800m	
11 STAR OF DIAMONDS	1	0.0m	2:32.70	55.61s (1)	28.23s (2)	 +18.2	
6 SAVVY BROMAC	2	7.3m	2:33.25	56.43s (1)	29.02s (1)	 +6.7	
2 MISS LIMELIGHT	3	15.9m	2:33.89	58.02s (0)	29.36s (0)	 -15.9	
10 ALICE KAY	4	17.4m	2:34.00	57.11s (2)	28.47s (3)	 -3.0	
5 SUIING YOU	5	21.4m	2:34.30	57.81s (0)	28.46s (1)	 -12.8	
4 ALL THE BELLS	6	31.8m	2:35.08	58.22s (0)	28.84s (1)	 -18.6	
7 SWEET MADDISON	7	52.3m	2:36.61	60.33s (1)	30.72s (2)	 -48.5	
3 WESTBURN YIELD	8	53.6m	2:36.71	60.11s (1)	30.00s (0)	 -45.4	
9 TALKERUP	9	59.8m	2:37.18	59.64s (2)	30.85s (2)	 -38.8	
1 ADDISYN	10	85.3m	2:39.08	62.62s (0)	33.11s (0)	 -80.9	
12 MY PRAYER	11	222.5m	2:49.35	71.05s (1)	41.29s (1)	 -200.	



Sectionals
Powered by



PJ HARNESS ANALYSER
HORSE REPORTS RAW DATA
All your sectional needs
Check us out at www.pjdata.com.au and now on Facebook













RWWA and provider are not responsible for the completeness or accuracy of any of the information contained herein, and makes no representations about its suitability for any purpose.

Gloucester Park Race 4 Distance 2536m

Friday, 9 April 2021

Gross Time: 3:06.30 MileRate: 1:58.20 LeadTime: 70.60s First Qtr: 30.50s Second Qtr: 29.50s Third Qtr: 27.90s Fourth Qtr: 27.80s

No Horse	Plc	Margin	Time	800Time (W)	400 Time (W)	Finish Position and metres gained from 800m
1 GALACTIC STAR	1	0.0m	3:06.30	55.66s (0)	27.80s (0)	 +0.6
8 VULTAN TIN	2	0.1m	3:06.31	55.71s (1)	27.71s (1)	 -0.1
2 IM FULL OF EXCUSES	3	2.1m	3:06.45	55.47s (0)	27.57s (0)	 +3.3
3 WHOZIDEAWASTHIS	4	2.5m	3:06.48	55.21s (0)	27.28s (0)	 +7.1
5 ANTERO	5	8.1m	3:06.89	55.96s (1)	27.95s (1)	 -3.7
7 BRACKEN SKY	6	8.9m	3:06.95	55.39s (1)	27.65s (1)	 +4.5
6 CHIAROSCURO	7	10.8m	3:07.09	55.45s (0)	27.51s (0)	 +3.6
4 JACK FARTHING	8	15.3m	3:07.42	56.12s (1)	28.01s (2)	 -6.1
9 MIGHTY CONQUEROR	9	169.2m	3:18.67	66.79s (2)	37.42s (2)	 -160.



Sectionals
Powered by



PJ HARNESS ANALYSER

HORSE REPORTS RAW DATA

All your sectional needs

Check us out at www.pjdata.com.au and now on Facebook




RWWA and provider are not responsible for the completeness or accuracy of any of the information contained herein, and makes no representations about its suitability for any purpose.

Gloucester Park Race 5 Distance 2536m

Friday, 9 April 2021

Gross Time: 3:05.60

MileRate: 1:57.80













LeadTime: 68.20s

First Qtr: 28.40s

Second Qtr: 29.50s

Third Qtr: 29.00s

Fourth Qtr: 30.50s

No Horse	Plc	Margin	Time	800Time (W)	400 Time (W)	Finish Position and metres gained from 800m	
8 BENESARI LANE	1	0.0m	3:05.60	58.48s (0)	29.57s (0)		+13.8
5 ALWAYS AN ANGEL	2	0.4m	3:05.63	58.86s (2)	30.53s (1)		+8.6
7 MISS BOUDICA	3	1.1m	3:05.69	58.55s (2)	30.30s (2)		+12.9
10 BETTOR BEACH BELLE	4	9.0m	3:06.32	59.84s (0)	30.82s (1)		-4.6
13 ABSOLUTE DELIGHT	5	11.4m	3:06.51	58.95s (0)	30.05s (0)		+7.4
4 ROYAL ESSENCE	6	14.6m	3:06.77	60.03s (1)	30.79s (2)		-7.2
3 BOORAA	7	16.4m	3:06.91	59.78s (1)	30.88s (3)		-3.8
12 JUST FOR LOVE	8	18.3m	3:07.06	59.49s (1)	30.74s (2)		+0.1
2 JOELENE	9	21.2m	3:07.29	60.34s (0)	31.50s (0)		-11.4
1 BLACK JACK BABY	10	27.6m	3:07.80	61.54s (0)	32.58s (0)		-27.6
11 NEWSY	11	42.4m	3:08.98	62.43s (1)	32.85s (1)		-39.6
6 UNCONDITIONAL	12	259.4m	3:26.31	67.59s (0)	35.00s (0)		-109.



Sectionals
Powered by



PJ HARNESS ANALYSER

HORSE REPORTS RAW DATA

All your sectional needs

Check us out at www.pjdata.com.au and now on Facebook




RWWA and provider are not responsible for the completeness or accuracy of any of the information contained herein, and makes no representations about its suitability for any purpose.

Gloucester Park Race 6 Distance 2130m

Friday, 9 April 2021

Gross Time: 2:36.30

MileRate: 1:58.10

LeadTime: 37.50s

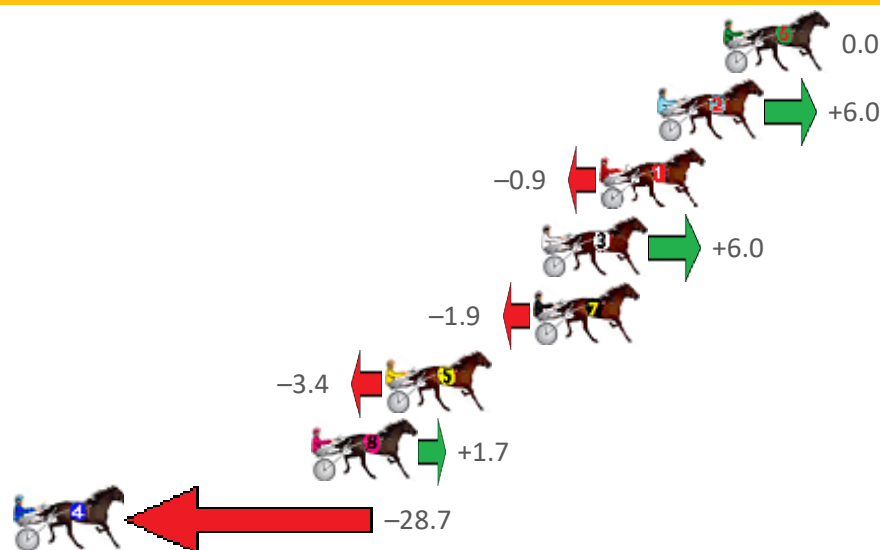
First Qtr: 31.90s

Second Qtr: 30.20s

Third Qtr: 28.90s

Fourth Qtr: 27.80s

No Horse	Plc	Margin	Time	800Time (W)	400 Time (W)	Finish Position and metres gained from 800m	
6 MIRRAGON	1	0.0m	2:36.30	56.70s	(0)	27.80s	(0)
2 SHANWAY	2	2.6m	2:36.49	56.28s	(0)	27.29s	(0)
1 JOE WITH THE FLOW	3	4.9m	2:36.66	56.76s	(0)	27.85s	(0)
3 THE LAST DROP	4	7.2m	2:36.83	56.28s	(0)	27.29s	(0)
7 WALSH	5	7.5m	2:36.85	56.83s	(1)	27.81s	(1)
5 DISCO UNDER FIRE	6	13.4m	2:37.28	56.94s	(1)	27.79s	(1)
8 PIERRE WHITBY	7	16.3m	2:37.49	56.58s	(0)	27.46s	(0)
4 MR KIWI	8	30.1m	2:38.50	58.72s	(1)	29.69s	(1)



Sectionals
Powered by

PJ HARNESS ANALYSER
HORSE REPORTS RAW DATA
All your sectional needs
Check us out at www.pjdata.com.au and now on Facebook

RWWA and provider are not responsible for the completeness or accuracy of any of the information contained herein, and makes no representations about its suitability for any purpose.

Gloucester Park Race 7 Distance 2130m

Friday, 9 April 2021

Gross Time: 2:35.70

MileRate: 1:57.60












LeadTime: 38.10s

First Qtr: 31.70s

Second Qtr: 29.90s

Third Qtr: 28.10s

Fourth Qtr: 27.90s

No Horse	Plc	Margin	Time	800Time (W)	400 Time (W)	Finish Position and metres gained from 800m	
2 HENWOOD BAY	1	0.0m	2:35.70	55.87s (1)	27.87s (1)		+1.8
11 DIEGO	2	0.4m	2:35.73	55.60s (1)	27.71s (2)		+5.8
1 BEACH SKIPPER	3	0.8m	2:35.76	56.06s (0)	27.96s (0)		-0.8
10 MISTER ARDEE	4	4.1m	2:36.00	55.98s (0)	27.85s (0)		+0.3
5 OUR SEQUEL	5	4.8m	2:36.05	55.30s (1)	27.30s (1)		+10.0
4 ALY SHAR	6	6.2m	2:36.15	55.83s (0)	27.87s (1)		+2.4
9 MAJOR STARE	7	7.9m	2:36.28	55.34s (0)	27.12s (1)		+9.5
3 TELLMETOATTACK	8	8.4m	2:36.32	55.85s (1)	27.84s (2)		+2.2
6 ZOZO MA GOGO	9	16.9m	2:36.94	56.29s (0)	28.02s (0)		-4.1
7 LIAM NEIL	10	20.2m	2:37.18	55.86s (2)	28.23s (2)		+2.0
8 SHADOW ROLL	11	20.7m	2:37.22	56.23s (2)	28.55s (3)		-3.3



Sectionals
Powered by



PJ HARNESS ANALYSER

HORSE REPORTS RAW DATA

All your sectional needs

Check us out at www.pjdata.com.au and now on Facebook




RWWA and provider are not responsible for the completeness or accuracy of any of the information contained herein, and makes no representations about its suitability for any purpose.

Gloucester Park Race 8 Distance 2130m

Friday, 9 April 2021

Gross Time: 2:37.30

MileRate: 1:58.90












LeadTime: 36.90s

First Qtr: 32.10s

Second Qtr: 31.40s

Third Qtr: 28.60s

Fourth Qtr: 28.30s

No Horse	Plc	Margin	Time	800Time (W)	400 Time (W)	Finish Position and metres gained from 800m	
7 RABCHENKO	1	0.0m	2:37.30	55.43s (1)	27.99s (2)		+20.8
3 EXTREME PRINCE	2	3.2m	2:37.54	57.13s (0)	28.37s (0)		-3.2
11 J B MAUNEY	3	3.8m	2:37.58	55.99s (1)	28.57s (1)		+12.8
4 ROCKNROLL WHITBY	4	4.8m	2:37.66	57.00s (1)	28.23s (1)		-1.4
1 C C CHEVRON	5	7.8m	2:37.88	57.17s (0)	28.40s (0)		-3.8
2 TWENTYNINE TWELVE	6	9.7m	2:38.02	57.01s (0)	28.18s (0)		-1.5
9 DOMINATE THE DOJO	7	10.2m	2:38.06	57.07s (1)	28.26s (1)		-2.4
6 THE BLACK CARDINAL	8	13.1m	2:38.27	56.98s (1)	28.26s (2)		-1.1
5 BETTOR BE LIVELY	9	14.9m	2:38.41	56.79s (0)	28.11s (1)		+1.5
8 A BOY NAMED ROSIE	10	15.1m	2:38.42	56.20s (1)	27.67s (0)		+9.9
10 CAULONIA ARTY	11	17.7m	2:38.62	57.29s (0)	28.29s (0)		-5.5



Sectionals
Powered by



PJ HARNESS ANALYSER

HORSE REPORTS RAW DATA

All your sectional needs

Check us out at www.pjdata.com.au and now on Facebook













RWWA and provider are not responsible for the completeness or accuracy of any of the information contained herein, and makes no representations about its suitability for any purpose.

Gloucester Park Race 9 Distance 2503m

Friday, 9 April 2021

Gross Time: 3:08.20 MileRate: 2:01.00 LeadTime: 68.10s First Qtr: 31.10s Second Qtr: 30.50s Third Qtr: 29.10s Fourth Qtr: 29.40s

No Horse	Plc	Margin	Time	800Time (W)	400 Time (W)	Finish Position and metres gained from 800m
1 NOTA BENE DENARIO	1	0.0m	3:08.20	58.50s (0)	29.40s (0)	 0.0
6 BETTOR PACK IT	2	6.3m	3:08.69	58.62s (0)	29.30s (0)	 -1.7
8 BE ON GUARD	3	8.6m	3:08.86	58.19s (0)	28.95s (0)	 +4.2
4 SARGE	4	8.9m	3:08.89	58.51s (0)	29.26s (1)	 -0.1
7 BUDD SIDEWINDER	5	9.5m	3:08.93	58.43s (1)	29.26s (2)	 +0.9
9 REBEL WITH A GRIN	6	10.0m	3:08.97	58.15s (1)	29.01s (3)	 +4.8
2 MANOFTHEPEOPLE	7	16.6m	3:09.48	58.44s (0)	29.05s (0)	 +0.8
3 DISCO SPIRIT	8	20.2m	3:09.76	58.30s (0)	28.84s (0)	 +2.8
5 THE PARTY BOY	9	41.3m	3:11.38	61.10s (1)	31.19s (1)	 -35.7



Sectionals
Powered by



PJ HARNESS ANALYSER

HORSE REPORTS RAW DATA

All your sectional needs

Check us out at www.pjdata.com.au and now on Facebook



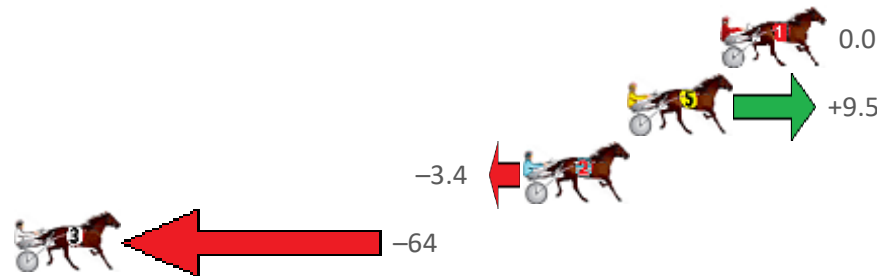

RWWA and provider are not responsible for the completeness or accuracy of any of the information contained herein, and makes no representations about its suitability for any purpose.

Gloucester Park Race 10 Distance 1730m

Friday, 9 April 2021

Gross Time: 2:13.90 MileRate: 2:04.60 LeadTime: 9.00s First Qtr: 34.00s Second Qtr: 33.80s Third Qtr: 29.90s Fourth Qtr: 27.20s

No Horse	Plc	Margin	Time	800Time (W)	400 Time (W)	Finish Position and metres gained from 800m
1 BUSHWACKED	1	0.0m	2:13.90	57.10s (0)	27.20s (0)	0.0
5 FIVE BANGLES	2	3.7m	2:14.16	56.43s (0)	26.83s (0)	+9.5
2 BATTLESCARD	3	7.8m	2:14.46	57.34s (0)	27.46s (1)	-3.4
3 GRIFFIN LODGE	4	72.6m	2:19.10	61.63s (0)	31.54s (1)	-64



Sectionals
Powered by

PJ HARNESS ANALYSER
HORSE REPORTS RAW DATA
All your sectional needs
Check us out at www.pjdata.com.au and now on Facebook

RWWA and provider are not responsible for the completeness or accuracy of any of the information contained herein, and makes no representations about its suitability for any purpose.