






Gloucester Park Race 1 Distance 1730m

Friday, 16 April 2021

Gross Time: 2:02.80 MileRate: 1:54.20 LeadTime: 8.10s First Qtr: 28.60s Second Qtr: 29.60s Third Qtr: 27.50s Fourth Qtr: 29.00s

No Horse	Plc	Margin	Time	800Time (W)	400 Time (W)	Finish Position and metres gained from 800m	
3 TAKING THE MIKI	1	0.0m	2:02.80	56.21s (0)	28.65s (1)		+4.2
5 WONDERFUL TO FLY	2	17.1m	2:04.10	57.59s (1)	30.23s (1)		-15.5
2 EXTRAORDINARY MARY	3	19.4m	2:04.28	57.86s (0)	30.18s (0)		-19.4
4 MISS SASSY	4	34.1m	2:05.39	58.25s (0)	30.58s (0)		-24.9
1 BRAMANTE STEPS	5	184.1m	2:16.81	68.29s (0)	37.95s (0)		-168



Sectionals
Powered by



PJ HARNESS ANALYSER
HORSE REPORTS / RAW DATA

Version 3.05
Out Now!

All your sectional needs

Check us out at www.pjdata.com.au




RWWA and provider are not responsible for the completeness or accuracy of any of the information contained herein, and makes no representations about its suitability for any purpose.

Gloucester Park Race 2 Distance 1730m

Friday, 16 April 2021

Gross Time: 2:03.90

MileRate: 1:55.30











LeadTime: 8.20s

First Qtr: 28.20s

Second Qtr: 29.70s

Third Qtr: 28.90s

Fourth Qtr: 28.90s

No Horse	Plc	Margin	Time	800Time (W)	400 Time (W)	Finish Position and metres gained from 800m
6 ROCK ON TOP	1	0.0m	2:03.90	57.80s (0)	28.90s (0)	 0.0
1 DUNAMIS	2	10.9m	2:04.73	58.27s (0)	29.38s (0)	-6.5 
5 METEOROID	3	11.0m	2:04.73	57.02s (0)	28.60s (0)	+10.8 
10 FOLLOW THE MUSIC	4	11.7m	2:04.79	58.01s (0)	29.07s (1)	-2.9 
2 TOMLOUS JAMBO	5	18.0m	2:05.27	58.14s (0)	29.20s (1)	-4.8 
7 SEVEN NO TRUMPS	6	29.8m	2:06.16	59.68s (1)	30.74s (1)	-26.2 
9 PATH OF GOLD	7	34.8m	2:06.54	58.36s (0)	30.05s (1)	-7.8 
3 THE WILDCARD	8	35.8m	2:06.62	59.80s (1)	30.97s (2)	-27.8 
8 RELLIM	9	52.3m	2:07.87	60.72s (2)	31.88s (2)	-40.7 
4 MISTER PICCOLO	10	144.9m	2:14.89	64.62s (0)	33.56s (0)	-94.9 



Sectionals
Powered by



PJ HARNESS ANALYSER
HORSE REPORTS / RAW DATA

Version 3.05
Out Now!

All your sectional needs

Check us out at www.pjdata.com.au














RWWA and provider are not responsible for the completeness or accuracy of any of the information contained herein, and makes no representations about its suitability for any purpose.

Gloucester Park Race 3 Distance 2130m

Friday, 16 April 2021

Gross Time: 2:33.10 MileRate: 1:55.70 LeadTime: 36.90s First Qtr: 29.70s Second Qtr: 30.80s Third Qtr: 28.30s Fourth Qtr: 27.40s

No Horse	Plc	Margin	Time	800Time (W)	400 Time (W)	Finish Position and metres gained from 800m
7 JUMPINGJACKMAC	1	0.0m	2:33.10	55.70s (0)	27.40s (0)	 0.0
1 SUGAR STREET	2	22.2m	2:34.70	56.64s (0)	28.22s (0)	 -13.6
3 BE ROCK HARD	3	24.1m	2:34.84	56.94s (1)	28.52s (1)	 -17.9
4 SEERYANFLY	4	24.9m	2:34.90	56.05s (1)	28.02s (2)	 -9.1
8 STRIKE TEAM	5	25.9m	2:34.97	57.37s (1)	28.95s (1)	 -24.1
10 MIGHTY RONALDO	6	26.8m	2:35.03	56.66s (0)	28.24s (0)	 -13.8
5 AMERICAN BULLITT	7	28.3m	2:35.14	56.41s (0)	28.05s (0)	 -10.3
2 POWERPLAY	8	39.3m	2:35.93	58.12s (0)	29.67s (0)	 -34.9
11 OVERJOYED	9	55.0m	2:37.07	58.76s (1)	30.22s (1)	 -44.2
6 MUFASA	10	56.2m	2:37.15	58.54s (1)	29.92s (1)	 -41.0



Sectionals
Powered by



PJ HARNESS ANALYSER
HORSE REPORTS / RAW DATA

Version 3.05
Out Now!

All your sectional needs

Check us out at www.pjdata.com.au




RWWA and provider are not responsible for the completeness or accuracy of any of the information contained herein, and makes no representations about its suitability for any purpose.

Gloucester Park Race 4 Distance 2130m

Friday, 16 April 2021

Gross Time: 2:31.70

MileRate: 1:54.60











LeadTime: 35.50s

First Qtr: 29.00s

Second Qtr: 29.30s

Third Qtr: 29.00s

Fourth Qtr: 28.90s

No Horse	Plc	Margin	Time	800Time (W)	400 Time (W)	Finish Position and metres gained from 800m	
5 RAKASINC	1	0.0m	2:31.70	57.37s (1)	28.90s (1)		 +7.4
10 RABCHENKO	2	7.4m	2:32.26	58.09s (0)	29.01s (1)	-2.6	
6 THE LAST DROP	3	17.9m	2:33.06	58.54s (0)	29.42s (0)	-8.9	
9 SPACE JUNK	4	25.0m	2:33.60	58.04s (0)	29.04s (1)	-2.0	
7 MR KIWI	5	25.4m	2:33.63	58.40s (0)	29.43s (1)		
2 DISCO UNDER FIRE	6	26.1m	2:33.68	58.80s (0)	29.73s (0)	-12.5	
3 WALSH	7	27.9m	2:33.82	59.07s (1)	30.16s (2)	-16.3	
8 JOE WITH THE FLOW	8	35.2m	2:34.37	59.25s (1)	30.32s (2)	-18.8	
1 REBEL WITH A GRIN	9	37.6m	2:34.55	60.61s (0)	31.31s (0)	-37.6	
4 SHANWAY	10	57.7m	2:36.08	61.84s (1)	32.04s (1)	-54.7	



Sectionals
Powered by



PJ HARNESS ANALYSER
HORSE REPORTS / RAW DATA

Version 3.05
Out Now!

All your sectional needs

Check us out at www.pjdata.com.au




RWWA and provider are not responsible for the completeness or accuracy of any of the information contained herein, and makes no representations about its suitability for any purpose.

Gloucester Park Race 5 Distance 2130m

Friday, 16 April 2021

Gross Time: 2:34.00

MileRate: 1:56.40













LeadTime: 38.40s

First Qtr: 29.90s

Second Qtr: 29.70s

Third Qtr: 28.40s

Fourth Qtr: 27.60s

No Horse	Plc	Margin	Time	800Time (W)	400 Time (W)	Finish Position and metres gained from 800m
11 SAVVY BROMAC	1	0.0m	2:34.00	55.42s (0)	27.00s (0)	 +8.4
1 STAR OF DIAMONDS	2	1.3m	2:34.09	56.09s (0)	27.69s (0)	 -1.3
10 SOME BEACH PARTY	3	2.6m	2:34.19	55.89s (0)	27.46s (0)	 +1.6
8 LEAP OF FAITH	4	6.0m	2:34.44	55.26s (0)	26.82s (0)	 +10.6
6 HEAVENS SHOWGIRL	5	7.9m	2:34.57	56.05s (1)	27.94s (1)	 -0.7
9 SUING YOU	6	11.3m	2:34.82	55.30s (0)	26.81s (0)	 +10.1
12 NIKASA	7	11.5m	2:34.84	55.92s (0)	27.50s (0)	 +1.1
7 WEEWAH	8	20.8m	2:35.51	55.74s (1)	27.56s (1)	 +3.8
4 HAS NO FEAR	9	22.5m	2:35.63	56.15s (1)	27.95s (2)	 -2.1
3 BETTOR COPAGOODON	10	26.2m	2:35.90	57.02s (1)	28.59s (2)	 -14.6
5 ZOZO MA GOGO	11	27.8m	2:36.02	57.74s (1)	28.81s (1)	 -25.0
2 BETTORGRINANBARIT	12	30.2m	2:36.19	57.00s (1)	28.71s (3)	 -14.4



Sectionals
Powered by



PJ HARNESS ANALYSER
HORSE REPORTS / RAW DATA

Version 3.05
Out Now!

All your sectional needs

Check us out at www.pjdata.com.au











RWWA and provider are not responsible for the completeness or accuracy of any of the information contained herein, and makes no representations about its suitability for any purpose.

Gloucester Park Race 6 Distance 2130m

Friday, 16 April 2021

Gross Time: 2:33.50 MileRate: 1:56.00 LeadTime: 37.60s First Qtr: 30.00s Second Qtr: 29.50s Third Qtr: 28.40s Fourth Qtr: 28.00s

No Horse	Plc	Margin	Time	800Time (W)	400 Time (W)	Finish Position and metres gained from 800m
3 STROKE OF LUCK	1	0.0m	2:33.50	56.40s (0)	28.00s (0)	 0.0
7 VULTAN TIN	2	0.5m	2:33.54	56.27s (1)	27.85s (1)	 +1.9
5 IM FULL OF EXCUSES	3	0.8m	2:33.56	55.66s (1)	27.25s (1)	 +10.6
6 GALACTIC STAR	4	3.8m	2:33.78	56.19s (1)	27.76s (1)	 +3.0
1 VALBONNE	5	4.0m	2:33.79	56.34s (0)	27.99s (0)	 +0.8
2 BRACKEN SKY	6	5.4m	2:33.90	56.13s (0)	27.79s (0)	 +3.8
4 BABYFACE ADDA	7	7.7m	2:34.07	55.97s (0)	27.63s (0)	 +6.1



Sectionals
Powered by



PJ HARNESS ANALYSER
HORSE REPORTS / RAW DATA

Version 3.05
Out Now!

All your sectional needs

Check us out at www.pjdata.com.au




RWWA and provider are not responsible for the completeness or accuracy of any of the information contained herein, and makes no representations about its suitability for any purpose.

Gloucester Park Race 7 Distance 1730m

Friday, 16 April 2021

Gross Time: 2:03.80

MileRate: 1:55.20

LeadTime: 8.10s


First Qtr: 27.80s

Second Qtr: 30.30s

Third Qtr: 29.60s

Fourth Qtr: 28.00s

No Horse	Plc	Margin	Time	800Time (W)	400 Time (W)	Finish Position and metres gained from 800m	
2 HAMPTON BANNER	1	0.0m	2:03.80	57.60s	(0)	28.00s	(0)
1 PALATINO	2	4.5m	2:04.13	57.61s	(0)	28.02s	(0)
5 POISED TO POUNCE	3	6.4m	2:04.27	57.46s	(0)	27.85s	(0)
8 BACK IN TWENTY	4	8.8m	2:04.45	57.17s	(1)	27.60s	(2)
6 VESPA	5	10.0m	2:04.54	57.56s	(1)	27.96s	(1)
10 EUPHORIC MOMENT	6	11.1m	2:04.62	57.49s	(0)	27.88s	(0)
11 DEEORSE	7	13.6m	2:04.80	57.39s	(0)	27.82s	(1)
7 OUR SEQUEL	8	15.1m	2:04.91	57.19s	(0)	27.64s	(0)
12 OUR SURROGATE	9	17.2m	2:05.07	58.39s	(1)	28.77s	(2)
9 PLUTONIUM	10	19.5m	2:05.24	57.64s	(1)	28.03s	(2)
4 IM SPIDERMAN	11	20.8m	2:05.33	58.95s	(1)	29.25s	(1)



Sectionals
Powered by

PJ HARNESS ANALYSER
HORSE REPORTS / RAW DATA

Version 3.05
Out Now!

All your sectional needs

Check us out at www.pjdata.com.au

RWWA and provider are not responsible for the completeness or accuracy of any of the information contained herein, and makes no representations about its suitability for any purpose.

Gloucester Park Race 8 Distance 2536m

Friday, 16 April 2021

Gross Time: 3:06.10

MileRate: 1:58.10













LeadTime: 68.60s

First Qtr: 31.40s

Second Qtr: 29.90s

Third Qtr: 28.70s

Fourth Qtr: 27.50s

No Horse	Plc	Margin	Time	800Time (W)	400 Time (W)	Finish Position and metres gained from 800m
3 DIEGO	1	0.0m	3:06.10	56.20s (0)	27.50s (0)	 0.0
1 EXTREME PRINCE	2	10.8m	3:06.88	56.66s (0)	27.95s (0)	-6.6 
2 MAJOR STARE	3	11.4m	3:06.92	56.40s (0)	27.76s (1)	-2.8 
7 CARRERA MACH	4	13.3m	3:07.06	55.94s (1)	27.42s (2)	+3.7 
12 MY CARBON COPY	5	17.4m	3:07.36	56.21s (0)	27.29s (0)	-0.2 
9 A BOY NAMED ROSIE	6	17.4m	3:07.36	55.91s (0)	27.64s (0)	+4.2 
5 GEE JAY KAY	7	25.1m	3:07.92	57.07s (1)	28.55s (2)	-12.5 
11 PIERRE WHITBY	8	32.8m	3:08.47	57.58s (0)	28.24s (3)	-19.8 
4 ROCKNROLL WHITBY	9	35.1m	3:08.64	58.08s (1)	28.57s (2)	-26.9 
6 NOTA BENE DENARIO	10	35.7m	3:08.68	56.88s (1)	28.05s (4)	-9.7 
8 BEACH SKIPPER	11	37.7m	3:08.83	57.34s (1)	28.50s (4)	-16.3 
10 LIAM NEIL	12	45.7m	3:09.41	59.18s (1)	29.60s (1)	-42.7 



Sectionals
Powered by



PJ HARNESS ANALYSER
HORSE REPORTS / RAW DATA

Version 3.05
Out Now!

All your sectional needs

Check us out at www.pjdata.com.au




RWWA and provider are not responsible for the completeness or accuracy of any of the information contained herein, and makes no representations about its suitability for any purpose.

Gloucester Park Race 9 Distance 2130m

Friday, 16 April 2021

Gross Time: 2:40.40

MileRate: 2:01.20










LeadTime: 38.50s

First Qtr: 30.60s

Second Qtr: 30.90s

Third Qtr: 29.70s

Fourth Qtr: 30.70s

No Horse	Plc	Margin	Time	800Time (W)	400 Time (W)	Finish Position and metres gained from 800m		
8 TENNO SHO	1	0.0m	2:40.40	60.40s (0)	30.70s (0)	 0.0		
1 THE DEBATER	2	4.3m	2:40.75	60.33s (0)	30.60s (0)	 +0.9		
7 MORTICIAN	3	7.1m	2:40.97	59.57s (1)	29.85s (2)	 +11.1		
4 DARK SECRET	4	7.9m	2:41.03	60.69s (1)	30.75s (1)	 -3.9		
10 HAMMERS LAW	5	7.9m	2:41.03	59.90s (0)	30.10s (1)	 +6.7		
6 ON FAST FORWARD	6	9.5m	2:41.16	60.08s (1)	30.39s (2)	 +4.3		
3 ONE BID BUYS	7	10.6m	2:41.25	60.45s (0)	30.64s (0)	 -0.6		
2 MY MDINA	8	14.2m	2:41.54	60.05s (0)	30.49s (0)	 +4.6		
5 TON TINE	9	14.5m	2:41.56	60.78s (1)	30.91s (1)	 -5.1		



Sectionals
Powered by



PJ HARNESS ANALYSER
HORSE REPORTS / RAW DATA

Version 3.05
Out Now!

All your sectional needs

Check us out at www.pjdata.com.au











RWWA and provider are not responsible for the completeness or accuracy of any of the information contained herein, and makes no representations about its suitability for any purpose.

Gloucester Park Race 10 Distance 2130m

Friday, 16 April 2021

Gross Time: 2:34.40 MileRate: 1:56.60 LeadTime: 37.90s First Qtr: 30.70s Second Qtr: 29.10s Third Qtr: 28.40s Fourth Qtr: 28.30s

No Horse	Plc	Margin	Time	800Time (W)	400 Time (W)	Finish Position and metres gained from 800m
5 WHOZIDEAWASTHIS	1	0.0m	2:34.40	55.74s (1)	27.32s (1)	 +13.6
6 LORD ROSCO	2	0.2m	2:34.41	56.71s (0)	28.31s (0)	-0.2 
4 ROCK ME OVER	3	1.7m	2:34.53	56.17s (1)	27.76s (1)	 +7.5
7 QUICK STRIDE	4	2.6m	2:34.59	55.88s (0)	27.50s (0)	 +11.6
2 TALKERUP	5	4.2m	2:34.71	56.66s (0)	28.26s (0)	 +0.6
1 BETTOR REWARD	6	5.0m	2:34.77	56.42s (0)	28.00s (0)	 +4.0
3 AS HAPPY AS LARRY	7	5.3m	2:34.79	56.75s (1)	28.42s (1)	-0.7 



Sectionals
Powered by



PJ HARNESS ANALYSER

HORSE REPORTS / RAW DATA

Version 3.05
Out Now!

All your sectional needs

Check us out at www.pjdata.com.au











RWWA and provider are not responsible for the completeness or accuracy of any of the information contained herein, and makes no representations about its suitability for any purpose.

Gloucester Park Race 11 Distance 2130m

Friday, 16 April 2021

Gross Time: 2:37.00 MileRate: 1:58.60 LeadTime: 38.90s First Qtr: 31.40s Second Qtr: 30.60s Third Qtr: 29.00s Fourth Qtr: 27.10s

No Horse	Plc	Margin	Time	800Time (W)	400 Time (W)	Finish Position and metres gained from 800m
1 BOOM TIME	1	0.0m	2:37.00	56.10s (0)	27.10s (0)	 0.0
2 MIRRAGON	2	6.7m	2:37.48	56.22s (0)	27.17s (0)	-1.7 
5 HENWOOD BAY	3	7.0m	2:37.50	56.35s (1)	27.41s (1)	-3.6 
3 THE BLACK CARDINAL	4	8.8m	2:37.63	56.06s (0)	27.01s (0)	 +0.6
4 SHADOW ROLL	5	14.2m	2:38.01	56.25s (1)	27.34s (2)	-2.2 
6 MACHLANI	6	15.7m	2:38.12	56.65s (1)	27.75s (2)	-7.9 



Sectionals
Powered by



PJ HARNESS ANALYSER Version 3.05
HORSE REPORTS / RAW DATA Out Now!

All your sectional needs Check us out at www.pjdata.com.au




RWWA and provider are not responsible for the completeness or accuracy of any of the information contained herein, and makes no representations about its suitability for any purpose.