











# Northam Race 1 Distance 2190m

Saturday, 3 April 2021

Gross Time: 2:42.70 MileRate: 1:59.60 LeadTime: 43.30s First Qtr: 30.40s Second Qtr: 29.30s Third Qtr: 29.20s Fourth Qtr: 30.50s

No Horse	Plc	Margin	Time	800Time (W)	400 Time (W)	Finish Position and metres gained from 800m
6 SIR SID	1	0.0m	2:42.70	59.67s (1)	30.42s (1)	 +0.4
1 SMUDGEY SMITH	2	14.5m	2:43.86	60.78s (0)	31.60s (0)	-14.5 
4 REMARKABLE STAR	3	31.3m	2:45.20	61.71s (0)	32.31s (0)	-27.1 
2 MEET YOUR MAKER	4	39.9m	2:45.88	61.61s (0)	32.30s (0)	-25.7 
7 BREACAT	5	49.4m	2:46.64	61.56s (0)	32.11s (0)	-25.0 
8 DARK SENSATIONS	5	49.4m	2:46.64	61.05s (0)	31.55s (0)	-18.2 
5 TORREVEAN VELOCE	7	66.6m	2:48.02	62.12s (1)	32.61s (1)	-32.6 
9 ADDA NAVAJOS GIFT	8	80.9m	2:49.16	63.92s (1)	34.25s (1)	-56.9 
10 ROBO REACTOR	9	81.6m	2:49.21	63.65s (1)	34.02s (2)	-53.2 
3 MADONNA VALE	10	302.3m	3:06.83	68.78s (0)	34.47s (0)	-122. 



Sectionals  
Powered by



**PJ HARNESS ANALYSER**  
HORSE REPORTS RAW DATA  
All your sectional needs  
Check us out at [www.pjdata.com.au](http://www.pjdata.com.au) and now on Facebook




RWWA and provider are not responsible for the completeness or accuracy of any of the information contained herein, and makes no representations about its suitability for any purpose.

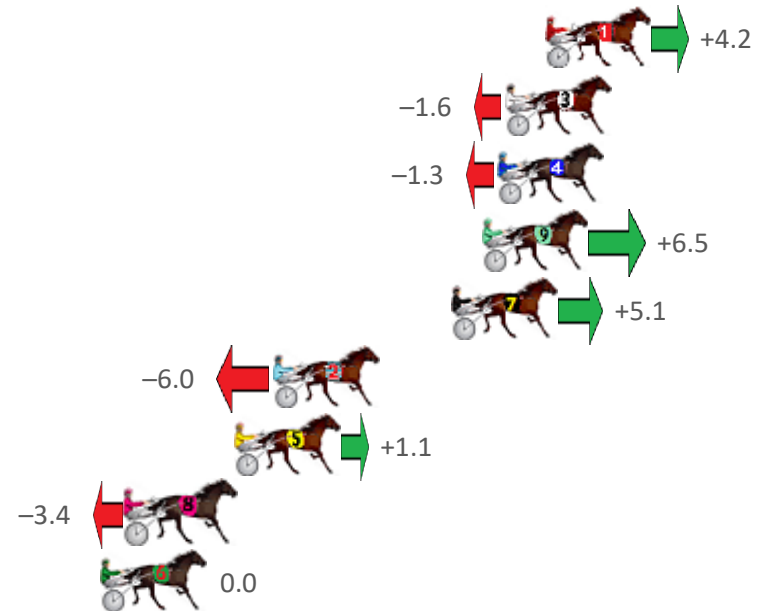
# Northam Race 2 Distance 2190m

Saturday, 3 April 2021

Gross Time: 2:47.00 MileRate: 2:02.70 LeadTime: 43.90s First Qtr: 32.70s Second Qtr: 31.60s Third Qtr: 29.00s Fourth Qtr: 29.80s

No Horse	Plc	Margin	Time	800Time (W)	400 Time (W)
1 HEAVY LOAD	1	0.0m	2:47.00	58.49s (0)	29.39s (0)
3 HASTALAVISTA	2	1.6m	2:47.12	58.92s (0)	29.92s (0)
4 PELIGROSO	3	1.9m	2:47.15	58.90s (1)	29.94s (1)
9 FRANCO HAMMOND	4	2.5m	2:47.20	58.32s (1)	29.10s (2)
7 BATAVIA BLACKHOLE	5	3.7m	2:47.29	58.43s (0)	29.32s (0)
2 DONT BE TEASIN ME	6	10.8m	2:47.84	59.24s (1)	30.02s (1)
5 BEJEWELLED	7	12.3m	2:47.96	58.72s (1)	29.54s (1)
8 MURIHIKU MISS	8	16.6m	2:48.30	59.05s (0)	29.86s (0)
6 JESSIE JOAN	9	17.6m	2:48.37	58.80s (0)	29.61s (0)

## Finish Position and metres gained from 800m



Sectionals  
Powered by

**PJ HARNESS ANALYSER**  
HORSE REPORTS RAW DATA  
All your sectional needs  
Check us out at [www.pjdata.com.au](http://www.pjdata.com.au) and now on Facebook

RWWA and provider are not responsible for the completeness or accuracy of any of the information contained herein, and makes no representations about its suitability for any purpose.

# Northam Race 3 Distance 2190m

Saturday, 3 April 2021

Gross Time: 2:46.00 MileRate: 2:02.00 LeadTime: 44.10s First Qtr: 31.10s Second Qtr: 29.60s Third Qtr: 29.80s Fourth Qtr: 31.40s

No Horse	Plc	Margin	Time	800Time (W)	400 Time (W)	Finish Position and metres gained from 800m
7 BEEJAYS STAR	1	0.0m	2:46.00	60.55s (0)	31.03s (2)	+8.6
5 CHASE THE FEELING	2	2.2m	2:46.18	61.37s (0)	31.57s (0)	-2.2
1 STARS OF GOLD	3	2.7m	2:46.22	61.09s (0)	31.28s (0)	+1.5
6 HEEZ A MASTERPIECE	4	7.8m	2:46.64	60.77s (0)	31.28s (1)	+5.6
4 HARD TO FORGET	5	8.3m	2:46.68	60.57s (1)	30.89s (1)	+8.3
8 GIRLFROMDANDALUP	6	8.8m	2:46.72	61.00s (1)	31.06s (0)	+2.6
2 MOLIMO	7	20.0m	2:47.64	62.16s (1)	32.31s (3)	-12.6
3 VALDEMAR	8	25.7m	2:48.11	63.06s (1)	33.05s (1)	-24.5



Sectionals  
Powered by

**PJ HARNESS ANALYSER**  
HORSE REPORTS RAW DATA  
All your sectional needs  
Check us out at [www.pjdata.com.au](http://www.pjdata.com.au) and now on Facebook

RWWA and provider are not responsible for the completeness or accuracy of any of the information contained herein, and makes no representations about its suitability for any purpose.

# Northam Race 4 Distance 2190m

Saturday, 3 April 2021

Gross Time: 2:41.30 MileRate: 1:58.60 LeadTime: 44.10s First Qtr: 30.10s Second Qtr: 28.10s Third Qtr: 28.70s Fourth Qtr: 30.30s

No Horse	Plc	Margin	Time	800Time (W)	400 Time (W)	Finish Position and metres gained from 800m
1 CAVEMAN	1	0.0m	2:41.30	58.60s (1)	29.67s (0)	+5.4
4 MISSTIANO	2	1.7m	2:41.43	59.01s (0)	30.43s (0)	-0.1
7 TEVARICH	3	17.2m	2:42.66	59.13s (0)	30.21s (0)	-1.8
8 IDEAL EXTRA	4	35.3m	2:44.10	59.67s (0)	30.71s (0)	-9.1
9 HILO ANGUS	5	39.0m	2:44.39	59.44s (0)	30.68s (0)	-6.0
10 KENNYS REVENGE	6	47.3m	2:45.05	60.02s (1)	30.82s (0)	-13.9
6 TIFFANY TWIRL	7	50.2m	2:45.28	59.91s (0)	31.05s (1)	-12.4
5 STAR OF THE CLASS	8	58.0m	2:45.90	63.25s (1)	34.22s (1)	-58.0
3 GORDON	9	70.1m	2:46.86	62.01s (1)	32.45s (2)	-41.1
2 SEBASTIENS LAD	10	138.6m	2:52.29	67.38s (1)	37.05s (0)	-114.0



Sectionals  
Powered by

**PJ HARNESS ANALYSER**  
HORSE REPORTS RAW DATA  
All your sectional needs  
Check us out at [www.pjdata.com.au](http://www.pjdata.com.au) and now on Facebook

RWWA and provider are not responsible for the completeness or accuracy of any of the information contained herein, and makes no representations about its suitability for any purpose.


# Northam Race 5 Distance 2150m

Saturday, 3 April 2021

Gross Time: 2:44.60 MileRate: 2:03.20 LeadTime: 43.30s First Qtr: 31.00s Second Qtr: 30.90s Third Qtr: 28.70s Fourth Qtr: 30.70s

No Horse	Plc	Margin	Time	800Time (W)	400 Time (W)
1 MISS HARLEQUIN	1	0.0m	2:44.60	59.40s (0)	30.70s (0)
2 FLYNSCOTSMAN	2	5.1m	2:45.01	59.45s (0)	30.71s (0)
10 SARGE	3	6.9m	2:45.15	59.88s (1)	30.98s (1)
6 EYES ON THE MONEY	4	9.9m	2:45.40	59.42s (0)	30.72s (0)
9 SOHO CASH	5	13.8m	2:45.71	59.58s (1)	31.04s (2)
8 BREWERY LANE	6	14.6m	2:45.77	59.41s (0)	30.75s (0)
3 ALLTHEWAYTOROYALT	7	17.9m	2:46.04	59.57s (1)	31.01s (2)
11 TOTO PICASSO	8	18.0m	2:46.05	58.88s (0)	30.46s (0)
12 OHOKA DAMO	9	19.1m	2:46.13	59.33s (1)	30.46s (2)
7 TIZA NEW DAY	10	19.3m	2:46.15	59.39s (0)	30.71s (1)
5 AMERICAN VOODOO	11	22.4m	2:46.40	60.52s (1)	31.59s (1)

## Finish Position and metres gained from 800m



Sectionals  
Powered by

## PJ HARNESS ANALYSER

### HORSE REPORTS RAW DATA

All your sectional needs

Check us out at [www.pjdata.com.au](http://www.pjdata.com.au) and now on Facebook



RWWA and provider are not responsible for the completeness or accuracy of any of the information contained herein, and makes no representations about its suitability for any purpose.

# Northam Race 6 Distance 2190m

Saturday, 3 April 2021

Gross Time: 2:44.20 MileRate: 2:00.60 LeadTime: 43.50s First Qtr: 31.10s Second Qtr: 30.70s Third Qtr: 29.20s Fourth Qtr: 29.70s

No Horse	Plc	Margin	Time	800Time (W)	400 Time (W)	Finish Position and metres gained from 800m	
2 FOXY ROSE	1	0.0m	2:44.20	58.50s (0)	29.48s (1)		+5.4
1 HOMECOMING QUEEN	2	11.5m	2:45.10	58.95s (0)	29.99s (0)		-0.7
7 ABSOLUTE DELIGHT	3	22.1m	2:45.92	59.98s (1)	30.76s (2)		-14.7
6 OLYMPIA ROSE	4	25.5m	2:46.18	59.60s (0)	30.36s (0)		-9.5
5 SONGKRAN	5	32.0m	2:46.69	61.01s (1)	31.46s (1)		-28.8
3 ENDOFHEROAD	6	56.1m	2:48.57	63.01s (0)	33.84s (0)		-57



Sectionals  
Powered by







**PJ HARNESS ANALYSER**  
HORSE REPORTS RAW DATA  
All your sectional needs  
Check us out at [www.pjdata.com.au](http://www.pjdata.com.au) and now on Facebook

RWWA and provider are not responsible for the completeness or accuracy of any of the information contained herein, and makes no representations about its suitability for any purpose.

# Northam Race 7 Distance 2190m

Saturday, 3 April 2021

Gross Time: 2:44.20 MileRate: 2:00.60 LeadTime: 44.50s First Qtr: 30.70s Second Qtr: 29.00s Third Qtr: 28.70s Fourth Qtr: 31.30s

No Horse	Plc	Margin	Time	800Time (W)	400 Time (W)	Finish Position and metres gained from 800m
5 SEERYANFLY	1	0.0m	2:44.20	60.00s (1)	31.30s (1)	 0.0
1 ZYANYA	2	1.7m	2:44.34	59.69s (0)	30.76s (0)	 +4.1
6 WILKINS JUDY MATAO	3	9.3m	2:44.96	59.69s (1)	30.51s (2)	 +4.1
3 SOUND WAVE	4	14.7m	2:45.40	61.05s (0)	32.19s (0)	 -14.1
4 KING MEMPHIS	5	22.5m	2:46.04	61.07s (1)	32.12s (1)	 -13.3
2 MISTER RIGGERS	6	24.7m	2:46.22	61.02s (0)	31.79s (1)	 -13.7



Sectionals  
Powered by



**PJ HARNESS ANALYSER**  
HORSE REPORTS RAW DATA  
All your sectional needs  
Check us out at [www.pjdata.com.au](http://www.pjdata.com.au) and now on Facebook



RWWA and provider are not responsible for the completeness or accuracy of any of the information contained herein, and makes no representations about its suitability for any purpose.