








Bunbury Race 1 Distance 1609m

Saturday, 1 May 2021

Gross Time: 1:56.70 MileRate: 1:56.70 LeadTime: 0.00s First Qtr: 29.20s Second Qtr: 31.10s Third Qtr: 28.10s Fourth Qtr: 28.30s

No Horse	Plc	Margin	Time	800Time (W)	400 Time (W)	Finish Position and metres gained from 800m	
7 CAPTAINS BEACHBABE	1	0.0m	1:56.70	56.22s (1)	28.27s (1)		+2.6
5 KISSED BY A ROSE	2	1.3m	1:56.80	55.75s (1)	27.70s (1)		+9.3
8 STAR LILLY	3	1.3m	1:56.80	55.89s (0)	27.69s (0)		+7.3
4 PATRIKIAR	4	2.9m	1:56.92	56.14s (1)	28.14s (1)		+3.7
1 DYNAMITE DOLLY	5	4.0m	1:57.00	56.39s (0)	28.23s (0)		+0.2
2 SHELLNA	6	4.5m	1:57.03	56.72s (0)	28.62s (0)		-4.5
6 SATS MALOO	7	5.7m	1:57.12	55.75s (1)	27.66s (1)		+9.3



Sectionals
Powered by



PJ HARNESS ANALYSER

HORSE REPORTS / RAW DATA

Version 3.05
Out Now!

All your sectional needs

Check us out at www.pjdata.com.au




RWWA and provider are not responsible for the completeness or accuracy of any of the information contained herein, and makes no representations about its suitability for any purpose.

Bunbury Race 2 Distance 2100m

Saturday, 1 May 2021

Gross Time: 2:36.30

MileRate: 1:59.80












LeadTime: 35.60s

First Qtr: 31.00s

Second Qtr: 30.20s

Third Qtr: 29.30s

Fourth Qtr: 30.20s

No Horse	Plc	Margin	Time	800Time (W)	400 Time (W)	Finish Position and metres gained from 800m		
10 AROCKNBILLY REBEL	1	0.0m	2:36.30	59.13s	(2)	30.20s	(0)	 +5.0
11 BAILLIES BAD BOY	2	4.3m	2:36.64	58.96s	(1)	29.68s	(1)	 +7.3
4 JUKEBOX GIRL	3	11.9m	2:37.24	60.07s	(0)	29.85s	(1)	-7.7 
1 THATS SO FETCH	4	25.4m	2:38.31	60.42s	(0)	30.46s	(0)	-12.4 
5 LAST MINI MINOR	5	36.1m	2:39.15	62.04s	(1)	31.93s	(0)	 -35
6 ROBO REACTOR	6	36.6m	2:39.19	61.78s	(1)	32.60s	(0)	 -31
2 LITTLE BIT HAPPY	7	38.2m	2:39.32	61.69s	(0)	29.61s	(1)	 -29.6
7 TIME TO BE ME	8	51.4m	2:40.36	61.62s	(0)	29.85s	(1)	 -28.6
8 JUST A SAINT	9	73.2m	2:42.09	63.63s	(1)	32.17s	(2)	 -55.8
3 RUFUSBRANDY	10	107.7m	2:44.82	67.47s	(0)	36.05s	(0)	 -107.
9 ART REVIVAL	11	108.0m	2:44.84	66.14s	(2)	34.03s	(2)	 -89.8



Sectionals
Powered by



PJ HARNESS ANALYSER
HORSE REPORTS / RAW DATA

Version 3.05
Out Now!

All your sectional needs

Check us out at www.pjdata.com.au




RWWA and provider are not responsible for the completeness or accuracy of any of the information contained herein, and makes no representations about its suitability for any purpose.

Bunbury Race 3 Distance 2100m

Saturday, 1 May 2021

Gross Time: 2:35.90

MileRate: 1:59.50













LeadTime: 36.70s

First Qtr: 31.60s

Second Qtr: 30.00s

Third Qtr: 29.00s

Fourth Qtr: 28.60s

No Horse	Plc	Margin	Time	800Time (W)	400 Time (W)	Finish Position and metres gained from 800m		
1 SUNSHINE SWIFT	1	0.0m	2:35.90	57.60s	(0)	28.60s	(0)	 0.0
8 COHLIN	2	9.4m	2:36.61	57.97s	(0)	28.97s	(0)	-5.2 
9 MATAI REACTOR	3	10.0m	2:36.65	57.71s	(0)	28.71s	(0)	-1.6 
6 SWEET SASSYMOLASSY	4	12.6m	2:36.85	57.37s	(1)	28.63s	(2)	+3.2 
11 LAP OF HONOUR	5	14.8m	2:37.01	57.39s	(0)	28.49s	(1)	+3.0 
7 CHEDDAR IS BETTER	6	15.5m	2:37.06	58.51s	(1)	29.49s	(1)	-12.7 
3 TESTARUDO	7	20.1m	2:37.41	58.54s	(1)	29.50s	(1)	-13.1 
4 SWEETDREAM TRUNKE	8	23.9m	2:37.69	57.86s	(1)	28.88s	(2)	-3.7 
10 REDDINGTON REACTOR	9	31.3m	2:38.25	58.90s	(0)	29.90s	(0)	-18.1 
2 AREU TALKIN	10	32.8m	2:38.36	59.12s	(1)	30.11s	(1)	-21.2 
12 NO PIPS GIVEN	11	161.2m	2:48.01	64.13s	(0)	33.66s	(0)	-91.2 
5 ATOMICSTAR	12	229.9m	2:53.17	70.98s	(0)	34.99s	(0)	-186. 



Sectionals
Powered by



PJ HARNESS ANALYSER
HORSE REPORTS / RAW DATA

Version 3.05
Out Now!

All your sectional needs

Check us out at www.pjdata.com.au




RWWA and provider are not responsible for the completeness or accuracy of any of the information contained herein, and makes no representations about its suitability for any purpose.

Bunbury Race 4 Distance 2100m

Saturday, 1 May 2021

Gross Time: 2:33.90

MileRate: 1:57.90













LeadTime: 34.70s

First Qtr: 30.90s

Second Qtr: 29.40s

Third Qtr: 29.10s

Fourth Qtr: 29.80s

No Horse	Plc	Margin	Time	800Time (W)	400 Time (W)	Finish Position and metres gained from 800m
12 BETTOR GET IT ON	1	0.0m	2:33.90	58.68s (1)	29.70s (1)	 +3.0
11 ROCKIN JETSTAR	2	9.9m	2:34.67	58.18s (1)	28.93s (1)	 +9.9
7 TRICKIN	3	13.8m	2:34.98	58.77s (1)	29.53s (1)	 +1.8
3 AINSWORTH	4	15.2m	2:35.09	59.71s (0)	30.61s (0)	 -11.0
6 CHASE THE FEELING	5	20.6m	2:35.51	60.41s (0)	31.33s (0)	 -20.6
10 THE FREELANCER	6	24.8m	2:35.84	59.88s (1)	30.69s (2)	 -24.8
2 THE BOXER	7	26.1m	2:35.94	59.89s (0)	30.68s (0)	 -13.5
1 ANDIAMO RUSTY	8	37.0m	2:36.79	60.99s (0)	31.86s (0)	 -28.6
9 CATCH ME COUGAR	9	40.4m	2:37.05	60.32s (0)	30.72s (1)	 -19.4
8 WELL AND TRULY	10	46.2m	2:37.51	61.05s (0)	31.49s (0)	 -29.4
5 TEMPT ME ONCE MORE	11	46.3m	2:37.52	60.53s (1)	30.99s (2)	 -22.3
4 TENACIOUS GEORGE	12	69.7m	2:39.34	63.48s (1)	34.33s (1)	 -62.5



Sectionals
Powered by



PJ HARNESS ANALYSER
HORSE REPORTS / RAW DATA

Version 3.05
Out Now!

All your sectional needs

Check us out at www.pjdata.com.au



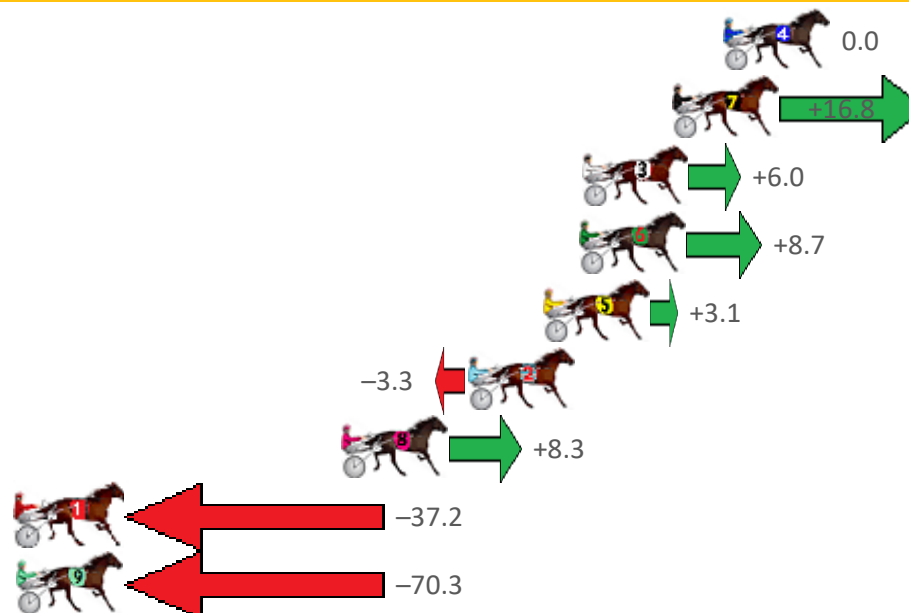

RWWA and provider are not responsible for the completeness or accuracy of any of the information contained herein, and makes no representations about its suitability for any purpose.

Bunbury Race 5 Distance 2569m

Saturday, 1 May 2021

Gross Time: 3:09.20 MileRate: 1:58.50 LeadTime: 72.00s First Qtr: 30.00s Second Qtr: 29.50s Third Qtr: 27.90s Fourth Qtr: 29.80s

No Horse	Plc	Margin	Time	800Time (W)	400 Time (W)	Finish Position and metres gained from 800m	
4 MISS BOUDICA	1	0.0m	3:09.20	57.70s	(0)	29.80s	(0)
7 THE EMBEZZLER	2	2.0m	3:09.36	56.50s	(1)	29.59s	(0)
3 SOHO PARTY GIRL	3	5.6m	3:09.64	57.27s	(0)	29.09s	(0)
6 KEPTAIN COURAGEOUS	4	5.7m	3:09.65	57.08s	(1)	29.07s	(2)
5 OLLIE OLIVER	5	7.1m	3:09.75	57.48s	(1)	29.36s	(1)
2 LORINDA KATE	6	10.1m	3:09.99	57.94s	(0)	29.76s	(0)
8 WAR CLUB	7	15.1m	3:10.38	57.10s	(1)	29.23s	(1)
1 BEWARE OF DARKNESS	8	53.8m	3:13.40	60.37s	(0)	31.46s	(0)
9 FIREBALL FRIDAY	9	75.7m	3:15.11	62.74s	(1)	33.87s	(0)



Sectionals
Powered by

PJ HARNESS ANALYSER
HORSE REPORTS / RAW DATA

Version 3.05
Out Now!

All your sectional needs

Check us out at www.pjdata.com.au

RWWA and provider are not responsible for the completeness or accuracy of any of the information contained herein, and makes no representations about its suitability for any purpose.

Bunbury Race 6 Distance 2503m

Saturday, 1 May 2021

Gross Time: 3:13.30

MileRate: 2:02.80










LeadTime: 74.40s

First Qtr: 32.80s

Second Qtr: 30.20s

Third Qtr: 27.80s

Fourth Qtr: 28.10s

No Horse	Plc	Margin	Time	800Time (W)	400 Time (W)	Finish Position and metres gained from 800m	
8 MEDIEVAL MAN	1	0.0m	3:13.30	55.90s (0)	28.10s (0)		0.0
7 THE STARS ABOVE	2	3.8m	3:13.58	55.90s (1)	28.27s (1)		0.0
1 MAJOR MICHELLE	3	7.6m	3:13.86	56.14s (0)	28.32s (0)		-3.4
9 CORDERO	4	16.9m	3:14.55	55.82s (0)	27.44s (1)		+1.1
10 HIGHVIEW SADLER	5	18.4m	3:14.66	56.32s (1)	28.27s (1)		-6.0
2 HOW GOUDA SHE	6	23.4m	3:15.03	56.94s (0)	28.73s (0)		-15.0
6 FLAMING CULLEN	7	25.5m	3:15.18	57.12s (1)	29.11s (1)		-17.5
5 MIRACLE MAX	8	29.7m	3:15.49	56.77s (1)	28.67s (0)		-12.5
4 CHEROKEE CHANCE	9	58.5m	3:17.62	59.05s (0)	30.05s (0)		-45.3



Sectionals
Powered by



PJ HARNESS ANALYSER
HORSE REPORTS / RAW DATA

Version 3.05
Out Now!

All your sectional needs

Check us out at www.pjdata.com.au












RWWA and provider are not responsible for the completeness or accuracy of any of the information contained herein, and makes no representations about its suitability for any purpose.

Bunbury Race 7 Distance 1609m

Saturday, 1 May 2021

Gross Time: 1:58.50 MileRate: 1:58.50 LeadTime: 0.00s First Qtr: 28.30s Second Qtr: 31.80s Third Qtr: 29.40s Fourth Qtr: 29.00s

No Horse	Plc	Margin	Time	800Time (W)	400 Time (W)	Finish Position and metres gained from 800m	
5 ARTISTIC SCRIBE	1	0.0m	1:58.50	57.43s (1)	28.55s (2)		+13.4
2 NOWUSEEMERUNIN	2	5.6m	1:58.93	58.57s (1)	29.40s (1)		-2.4
8 SPORT SPORT SPORT	3	6.2m	1:58.97	58.55s (0)	29.14s (0)		-2.0
4 MAKE YOUR MARK	4	9.4m	1:59.22	58.49s (1)	29.36s (1)		-1.2
6 CATCH THE RED EYE	5	9.6m	1:59.23	56.63s (0)	28.52s (0)		+24.4
3 BUSHBELLE	6	12.6m	1:59.46	58.55s (0)	29.13s (0)		-2.0
7 BETTERTHAN SECRET	7	16.1m	1:59.73	58.25s (1)	29.32s (1)		+2.1
1 JOLTED CHARM	8	36.9m	2:01.31	61.08s (0)	31.66s (0)		-36.9



Sectionals
Powered by



PJ HARNESS ANALYSER
HORSE REPORTS / RAW DATA

Version 3.05
Out Now!

All your sectional needs

Check us out at www.pjdata.com.au









RWWA and provider are not responsible for the completeness or accuracy of any of the information contained herein, and makes no representations about its suitability for any purpose.

Bunbury Race 8 Distance 1609m

Saturday, 1 May 2021

Gross Time: 1:55.50 MileRate: 1:55.50 LeadTime: 0.00s First Qtr: 29.40s Second Qtr: 30.70s Third Qtr: 28.20s Fourth Qtr: 27.20s

No Horse	Plc	Margin	Time	800Time (W)	400 Time (W)	Finish Position and metres gained from 800m	
2 WHATARETHEODDS	1	0.0m	1:55.50	55.40s (0)	27.20s (0)		0.0
4 THE MIKI TAKER	2	0.5m	1:55.54	54.64s (1)	27.02s (1)		+11.1
3 HEZ SAM	3	8.0m	1:56.07	55.66s (0)	27.42s (0)		-3.8
1 TOMLOUS JAMBO	4	11.3m	1:56.31	55.60s (0)	27.41s (1)		-2.9
5 METEOROID	5	25.8m	1:57.35	56.17s (0)	28.17s (0)		-11.2



Sectionals
Powered by



PJ HARNESS ANALYSER
HORSE REPORTS / RAW DATA

Version 3.05
Out Now!

All your sectional needs

Check us out at www.pjdata.com.au













RWWA and provider are not responsible for the completeness or accuracy of any of the information contained herein, and makes no representations about its suitability for any purpose.

Bunbury Race 9 Distance 2100m

Saturday, 1 May 2021

Gross Time: 2:37.20 MileRate: 2:00.50 LeadTime: 36.20s First Qtr: 32.30s Second Qtr: 30.90s Third Qtr: 29.10s Fourth Qtr: 28.70s

No Horse	Plc	Margin	Time	800Time (W)	400 Time (W)	Finish Position and metres gained from 800m		
3 GINGERS JET	1	0.0m	2:37.20	57.51s	(0)	28.41s	(0)	 +4.0
8 BURGHLEY SHARD	2	0.2m	2:37.22	56.64s	(1)	28.21s	(3)	 +16.2
4 JUSTGIVEMERUBIES	3	0.4m	2:37.23	56.95s	(1)	28.41s	(2)	 +11.8
9 STAR BOSS	4	0.5m	2:37.24	56.93s	(0)	27.87s	(1)	 +12.1
6 TRIPLE BRIE	5	3.2m	2:37.44	56.81s	(0)	27.99s	(2)	 +13.8
5 ROCKY THE OUTLAW	6	5.9m	2:37.64	57.98s	(1)	28.95s	(1)	 -2.5
1 FIFO	7	7.6m	2:37.77	57.76s	(0)	28.66s	(0)	 +0.6
2 BAZZA MAC	8	7.9m	2:37.80	58.37s	(0)	29.26s	(0)	 -7.9
7 BILLYJACKS MATE	9	96.6m	2:44.48	64.18s	(1)	34.35s	(1)	 -88.8



Sectionals
Powered by



PJ HARNESS ANALYSER
HORSE REPORTS / RAW DATA

Version 3.05
Out Now!

All your sectional needs

Check us out at www.pjdata.com.au




RWWA and provider are not responsible for the completeness or accuracy of any of the information contained herein, and makes no representations about its suitability for any purpose.