

# Gloucester Park Race 1 Distance 2130m

Tuesday, 18 May 2021

Gross Time: 2:37.30 MileRate: 1:58.90 LeadTime: 38.30s First Qtr: 31.20s Second Qtr: 29.80s Third Qtr: 29.00s Fourth Qtr: 29.00s

No Horse	Plc	Margin	Time	800Time (W)	400 Time (W)	Finish Position and metres gained from 800m
2 SOVRANA	1	0.0m	2:37.30	58.00s (0)	29.00s (0)	0.0
10 BRAMANTE STEPS	2	0.1m	2:37.31	57.40s (0)	28.33s (0)	+8.3
9 EAGLE ROYALTY	3	4.0m	2:37.60	58.14s (1)	29.09s (1)	-2.0
1 MAKE YOUR MARK	4	5.8m	2:37.74	58.10s (0)	29.07s (0)	-1.4
4 ULTIMATE TEMPTATIO	5	9.9m	2:38.05	57.92s (1)	28.79s (2)	+1.1
7 ADDA STORMY LADY	6	19.9m	2:38.81	58.30s (1)	29.05s (1)	-4.1
6 SHEZA MIKIMOTO	7	25.9m	2:39.27	58.84s (0)	29.63s (0)	-11.7
5 PRECOCIOUS LADY	8	49.9m	2:41.10	61.14s (1)	31.98s (1)	-43.5
8 INFAMISS	9	95.1m	2:44.54	63.46s (0)	34.21s (0)	-75.7



Sectionals  
Powered by

**PJ HARNESS ANALYSER** Version 3.05 Out Now!  
**HORSE REPORTS / RAW DATA**  
 All your sectional needs Check us out at [www.pjdata.com.au](http://www.pjdata.com.au)











RWWA and provider are not responsible for the completeness or accuracy of any of the information contained herein, and makes no representations about its suitability for any purpose.

# Gloucester Park Race 2 Distance 2130m

Tuesday, 18 May 2021

Gross Time: 2:38.00 MileRate: 1:59.40 LeadTime: 37.60s First Qtr: 32.10s Second Qtr: 30.90s Third Qtr: 29.00s Fourth Qtr: 28.40s

No Horse	Plc	Margin	Time	800Time (W)	400 Time (W)	Finish Position and metres gained from 800m
5 TAKING THE MIKI	1	0.0m	2:38.00	57.40s (0)	28.40s (0)	 0.0
2 BEYOND THE SEA	2	14.3m	2:39.07	58.05s (0)	28.92s (0)	-9.1 
4 IMA SOCIALITE	3	19.1m	2:39.42	58.18s (1)	28.56s (2)	-10.9 
6 DIAMOND DANCE	4	22.1m	2:39.65	57.82s (2)	29.27s (1)	-5.9 
3 CAPTAINS COTE	5	24.0m	2:39.79	58.08s (0)	28.84s (0)	-9.6 
1 MISS LAUREL LEA	6	24.1m	2:39.80	58.42s (0)	29.16s (0)	-14.3 
9 HALF KIDDING	7	31.0m	2:40.31	58.71s (1)	29.08s (2)	-18.4 
8 MISS SASSY	8	100.8m	2:45.52	64.32s (1)	34.30s (1)	-97.0 



Sectionals  
Powered by



## PJ HARNESS ANALYSER

HORSE REPORTS / RAW DATA

All your sectional needs

Version 3.05  
Out Now!

Check us out at [www.pjdata.com.au](http://www.pjdata.com.au)




RWWA and provider are not responsible for the completeness or accuracy of any of the information contained herein, and makes no representations about its suitability for any purpose.

# Gloucester Park Race 3 Distance 2130m

Tuesday, 18 May 2021

Gross Time: 2:36.60 MileRate: 1:58.30 LeadTime: 37.40s First Qtr: 31.10s Second Qtr: 29.10s Third Qtr: 28.30s Fourth Qtr: 30.70s

No Horse	Plc	Margin	Time	800Time (W)	400 Time (W)	Finish Position and metres gained from 800m
9 IN THE SPOTLIGHT	1	0.0m	2:36.60	58.74s (1)	30.47s (1)	+3.6
5 EXTRAORDINARY MARY	2	0.1m	2:36.61	59.01s (0)	30.71s (0)	-0.1
2 DONTBESILLYCHILLI	3	3.4m	2:36.87	58.19s (0)	30.26s (1)	+11.0
3 ALL ABOUT RILEY	4	10.2m	2:37.42	58.24s (0)	29.63s (1)	+10.4
6 SEE THE WORLD	5	10.4m	2:37.44	58.19s (1)	30.26s (1)	+11.0
8 WONDERFUL TO FLY	6	12.7m	2:37.62	57.94s (1)	29.70s (2)	+14.5
4 NOWUSEEMERUNIN	7	48.5m	2:40.50	62.23s (0)	33.41s (0)	-44.1
1 JOLTED CHARM	8	54.6m	2:40.99	62.31s (0)	33.22s (0)	-45.2
7 DANCE STEPS	9	181.6m	2:51.19	71.07s (1)	41.35s (0)	-164.



Sectionals  
Powered by

**PJ HARNESS ANALYSER** Version 3.05 Out Now!  
**HORSE REPORTS / RAW DATA**  
 All your sectional needs Check us out at [www.pjdata.com.au](http://www.pjdata.com.au)



RWWA and provider are not responsible for the completeness or accuracy of any of the information contained herein, and makes no representations about its suitability for any purpose.

# Gloucester Park Race 4 Distance 2130m

Tuesday, 18 May 2021

Gross Time: 2:38.70 MileRate: 1:59.90 LeadTime: 38.10s First Qtr: 30.60s Second Qtr: 30.90s Third Qtr: 29.40s Fourth Qtr: 29.70s

No Horse	Plc	Margin	Time	800Time (W)	400 Time (W)	Finish Position and metres gained from 800m
1 ARTISTIC SCRIBE	1	0.0m	2:38.70	58.69s (0)	29.39s (1)	+5.6
10 MOTOR ON LILLY	2	4.3m	2:39.03	58.67s (0)	29.52s (0)	+5.9
3 VALHALLA MISS	3	4.8m	2:39.07	59.35s (0)	30.01s (0)	-3.4
6 LITTLE DARLING	4	7.5m	2:39.28	58.87s (1)	29.47s (1)	+3.1
9 CHAMPAGNE EVERYON	5	16.5m	2:39.98	59.21s (1)	30.15s (2)	-1.5
4 SONIC SUZY	6	20.2m	2:40.27	60.20s (1)	30.82s (2)	-15.0
2 FREE WHEELING	7	31.8m	2:41.18	60.23s (0)	30.67s (0)	-15.4
8 STAR ASPIRATION	8	44.0m	2:42.12	62.33s (1)	32.95s (2)	-44.0
7 POCKET THE CHANGE	9	44.6m	2:42.17	60.79s (0)	31.59s (1)	-23.0



Sectionals  
Powered by

**PJ HARNESS ANALYSER** Version 3.05 Out Now!  
**HORSE REPORTS / RAW DATA**  
 All your sectional needs Check us out at [www.pjdata.com.au](http://www.pjdata.com.au)



RWWA and provider are not responsible for the completeness or accuracy of any of the information contained herein, and makes no representations about its suitability for any purpose.

# Gloucester Park Race 5 Distance 2130m

Tuesday, 18 May 2021

Gross Time: 2:35.80 MileRate: 1:57.70 LeadTime: 37.60s First Qtr: 31.20s Second Qtr: 30.20s Third Qtr: 28.50s Fourth Qtr: 28.30s

No Horse	Plc	Margin	Time	800Time (W)	400 Time (W)	Finish Position and metres gained from 800m
1 CROCODILE KID	1	0.0m	2:35.80	56.80s (0)	28.30s (0)	0.0
2 EUPHORIC MOMENT	2	0.5m	2:35.84	56.61s (1)	28.28s (1)	+2.7
11 BLOCKJORG	3	1.6m	2:35.92	56.39s (1)	28.05s (2)	+5.8
5 ROLL WITH ME	4	5.4m	2:36.20	56.56s (0)	28.03s (0)	+3.4
10 WOODLEA RAGNAR	5	9.6m	2:36.51	57.17s (0)	28.60s (1)	-5.2
4 ONE FOR DAVE ANDME	6	11.4m	2:36.65	56.77s (1)	28.34s (1)	+0.4
6 TACTILE SENSATION	7	13.1m	2:36.77	56.81s (0)	28.26s (0)	-0.1
3 JILLIBY JAKE	8	15.1m	2:36.92	56.64s (0)	28.08s (0)	+2.3
7 BEACH SKIPPER	9	18.6m	2:37.18	56.33s (1)	28.22s (1)	+6.6
8 WARRIORS LEGACY	10	18.7m	2:37.19	56.98s (1)	28.56s (1)	-2.5
9 AL GUERRERO	11	22.0m	2:37.44	56.90s (1)	28.99s (2)	-1.4



Sectionals  
Powered by

**PJ HARNESS ANALYSER** Version 3.05 Out Now!  
**HORSE REPORTS / RAW DATA**  
 All your sectional needs Check us out at [www.pjdata.com.au](http://www.pjdata.com.au)









RWWA and provider are not responsible for the completeness or accuracy of any of the information contained herein, and makes no representations about its suitability for any purpose.

# Gloucester Park Race 6 Distance 2130m

Tuesday, 18 May 2021

Gross Time: 2:37.30 MileRate: 1:58.80 LeadTime: 39.10s First Qtr: 31.60s Second Qtr: 30.30s Third Qtr: 28.80s Fourth Qtr: 27.50s

No Horse	Plc	Margin	Time	800Time (W)	400 Time (W)	Finish Position and metres gained from 800m	
5 PINNY TIGER	1	0.0m	2:37.30	56.30s (0)	27.50s (0)		0.0
1 SIDSTREPO	2	1.6m	2:37.42	56.10s (0)	27.32s (0)		+2.8
3 BE ROCK HARD	3	5.8m	2:37.72	56.10s (0)	27.32s (0)		+2.8
6 APOLLO ROCK	4	6.1m	2:37.74	56.47s (1)	27.68s (1)		-2.5
4 GEE SMITH	5	6.6m	2:37.78	56.22s (1)	27.43s (1)		+1.2
9 IDEAL CHARM	6	9.3m	2:37.97	56.06s (0)	27.27s (0)		+3.5



Sectionals  
Powered by

**PJ HARNESS ANALYSER** Version 3.05 Out Now!  
**HORSE REPORTS / RAW DATA**  
 All your sectional needs Check us out at [www.pjdata.com.au](http://www.pjdata.com.au)











RWWA and provider are not responsible for the completeness or accuracy of any of the information contained herein, and makes no representations about its suitability for any purpose.



# Gloucester Park Race 7 Distance 2130m

Tuesday, 18 May 2021

Gross Time: 2:36.10 MileRate: 1:57.90 LeadTime: 36.70s First Qtr: 30.50s Second Qtr: 29.00s Third Qtr: 29.30s Fourth Qtr: 30.60s

No Horse	Plc	Margin	Time	800Time (W)	400 Time (W)	Finish Position and metres gained from 800m
9 MISS LAMARR	1	0.0m	2:36.10	59.22s (1)	29.99s (2)	 +9.2
7 BETTOR GET IT ON	2	0.1m	2:36.11	59.46s (2)	30.49s (2)	 +5.9
5 MISS BOUDICA	3	0.5m	2:36.14	59.58s (1)	30.32s (1)	 +4.3
3 BROADBEACH	4	9.1m	2:36.83	60.58s (0)	31.05s (0)	-9.1 
4 MISS TAKEN	5	21.0m	2:37.78	61.43s (1)	32.20s (1)	-20.5 
1 EASTON ROBIN	6	28.8m	2:38.41	61.36s (0)	31.60s (1)	-19.6 
6 MISS VUNG TAU	7	44.5m	2:39.66	62.16s (1)	32.36s (1)	-30.3 
2 STAR IN ART	8	83.8m	2:42.81	65.81s (0)	35.83s (0)	-79.4 



Sectionals  
Powered by



## PJ HARNESS ANALYSER

HORSE REPORTS / RAW DATA

Version 3.05  
Out Now!

All your sectional needs

Check us out at [www.pjdata.com.au](http://www.pjdata.com.au)




RWWA and provider are not responsible for the completeness or accuracy of any of the information contained herein, and makes no representations about its suitability for any purpose.

# Gloucester Park Race 8 Distance 2536m

Tuesday, 18 May 2021

Gross Time: 3:13.10 MileRate: 2:02.60 LeadTime: 75.70s First Qtr: 31.30s Second Qtr: 27.80s Third Qtr: 29.00s Fourth Qtr: 29.30s

No Horse	Plc	Margin	Time	800Time (W)	400 Time (W)	Finish Position and metres gained from 800m
4 TUAS DELIGHT	1	0.0m	3:13.10	57.69s (0)	28.64s (0)	+8.4
1 IM SPIDERMAN	2	0.5m	3:13.14	58.34s (0)	29.34s (0)	-0.5
6 TRULEYLUCKY	3	5.8m	3:13.55	57.37s (0)	28.75s (0)	+12.8
7 HEEZ OUR PERSEUS	4	7.0m	3:13.64	58.66s (1)	29.74s (1)	-5.0
3 PALATINO	5	7.9m	3:13.71	58.55s (0)	29.51s (0)	-3.5
5 EUSTON FLYER	6	13.3m	3:14.12	58.26s (0)	29.50s (1)	+0.5
8 BURNING RUBBER	7	26.3m	3:15.12	59.74s (1)	30.79s (1)	-19.9



Sectionals  
Powered by

**PJ HARNESS ANALYSER** Version 3.05 Out Now!  
**HORSE REPORTS / RAW DATA**  
 All your sectional needs Check us out at [www.pjdata.com.au](http://www.pjdata.com.au)












RWWA and provider are not responsible for the completeness or accuracy of any of the information contained herein, and makes no representations about its suitability for any purpose.



# Gloucester Park Race 9 Distance 2130m

Tuesday, 18 May 2021

Gross Time: 2:35.20 MileRate: 1:57.30 LeadTime: 38.10s First Qtr: 31.90s Second Qtr: 29.20s Third Qtr: 27.40s Fourth Qtr: 28.60s

No Horse	Plc	Margin	Time	800Time (W)	400 Time (W)	Finish Position and metres gained from 800m
5 MIDDLEPAGE	1	0.0m	2:35.20	56.00s (0)	28.60s (0)	 0.0
9 DONT BOTHER ME NON	2	0.8m	2:35.26	55.92s (2)	28.44s (1)	 +1.2
1 SMUDGEY SMITH	3	14.6m	2:36.30	56.65s (0)	29.28s (0)	 -9.4
2 LIFE OF PABLO	4	30.3m	2:37.48	57.39s (0)	29.84s (0)	 -19.9
6 TEPELO STAR	5	36.4m	2:37.93	57.41s (0)	29.75s (0)	 -20.2
8 DYNAMITE BEACH	6	40.7m	2:38.26	57.87s (1)	29.99s (2)	 -26.9
4 BEACH START	7	47.5m	2:38.77	59.18s (1)	31.41s (1)	 -45.7
7 CHOPPING BLOCK	8	61.5m	2:39.82	59.65s (1)	31.74s (1)	 -52.5
3 BULL TERROR	9	74.8m	2:40.82	59.56s (0)	31.43s (0)	 -51.2



Sectionals  
Powered by



## PJ HARNESS ANALYSER

HORSE REPORTS / RAW DATA

All your sectional needs

Version 3.05  
Out Now!

Check us out at [www.pjdata.com.au](http://www.pjdata.com.au)




RWWA and provider are not responsible for the completeness or accuracy of any of the information contained herein, and makes no representations about its suitability for any purpose.

# Gloucester Park Race 10 Distance 2536m

Tuesday, 18 May 2021

Gross Time: 3:13.70 MileRate: 2:02.90 LeadTime: 72.30s First Qtr: 31.40s Second Qtr: 30.40s Third Qtr: 29.30s Fourth Qtr: 30.30s

No Horse	Plc	Margin	Time	800Time (W)	400 Time (W)	Finish Position and metres gained from 800m
1 MALABAR SPUR	1	0.0m	3:13.70	59.26s (0)	29.91s (0)	+4.6
5 DARK SECRET	2	0.2m	3:13.72	58.70s (1)	29.37s (2)	+12.2
8 TENNO SHO	3	3.2m	3:13.95	59.84s (0)	30.54s (0)	-3.2
2 HAMMERS LAW	4	3.4m	3:13.97	59.16s (0)	29.65s (0)	+6.0
4 MY MDINA	5	4.2m	3:14.03	58.90s (0)	29.40s (0)	+9.4
6 LIGHTNING CALDER	6	9.1m	3:14.42	58.93s (0)	29.45s (0)	+9.1
7 PRINCESS MILA	7	9.3m	3:14.44	59.04s (1)	29.80s (3)	+7.5
3 LANSBURY	8	19.8m	3:15.27	60.49s (1)	30.59s (1)	-12.0



Sectionals  
Powered by

**PJ HARNESS ANALYSER** Version 3.05 Out Now!  
**HORSE REPORTS / RAW DATA**  
 All your sectional needs Check us out at [www.pjdata.com.au](http://www.pjdata.com.au)



RWWA and provider are not responsible for the completeness or accuracy of any of the information contained herein, and makes no representations about its suitability for any purpose.