

# Gloucester Park Race 1 Distance 2536m

Friday, 28 May 2021

Gross Time: 3:04.00

MileRate: 1:56.80











LeadTime: 67.40s

First Qtr: 30.60s

Second Qtr: 28.90s

Third Qtr: 29.00s

Fourth Qtr: 28.10s

No Horse	Plc	Margin	Time	800Time (W)	400 Time (W)	Finish Position and metres gained from 800m		
1 ALTA BLUES	1	0.0m	3:04.00	57.10s	(0)	28.10s	(0)	 0.0
9 THE STARS ABOVE	2	11.8m	3:04.87	56.92s	(1)	27.85s	(2)	 +2.6
8 CORDERO	3	17.3m	3:05.28	57.06s	(0)	27.86s	(0)	 +0.5
7 CAVEMAN	4	17.8m	3:05.31	57.03s	(1)	27.92s	(2)	 +1.0
4 WHOSWHOINTHEZOO	5	17.9m	3:05.32	57.67s	(1)	28.67s	(2)	 -8.1
2 VERSTAPPEN	6	19.8m	3:05.46	57.87s	(0)	28.67s	(0)	 -10.8
6 PLUTONIUM	7	19.8m	3:05.46	56.86s	(1)	27.58s	(1)	 +3.4
5 DEEORSE	8	22.4m	3:05.65	57.75s	(0)	28.53s	(0)	 -9.2
10 ALTA INTRIGUE	9	37.6m	3:06.78	59.47s	(0)	30.25s	(0)	 -33.4
3 CLASSIC CHOICE	10	72.0m	3:09.32	61.81s	(1)	32.19s	(1)	 -66.4



Sectionals  
Powered by



**PJ HARNESS ANALYSER**  
HORSE REPORTS / RAW DATA

Version 3.05  
Out Now!

All your sectional needs

Check us out at [www.pjdata.com.au](http://www.pjdata.com.au)




RWWA and provider are not responsible for the completeness or accuracy of any of the information contained herein, and makes no representations about its suitability for any purpose.

# Gloucester Park Race 2 Distance 2130m

Friday, 28 May 2021

Gross Time: 2:33.80

MileRate: 1:56.20












LeadTime: 36.10s

First Qtr: 28.20s

Second Qtr: 29.30s

Third Qtr: 29.70s

Fourth Qtr: 30.50s

No Horse	Plc	Margin	Time	800Time (W)	400 Time (W)	Finish Position and metres gained from 800m
1 EUPHORIC MOMENT	1	0.0m	2:33.80	59.83s (0)	30.18s (0)	 +5.0
10 VESPA	2	0.1m	2:33.81	59.71s (1)	29.89s (1)	 +6.5
8 MAJOR STARE	3	0.5m	2:33.84	59.31s (2)	30.22s (2)	 +11.9
2 PRADASON	4	2.0m	2:33.96	60.35s (0)	30.65s (0)	 -2.0
5 TUAS DELIGHT	5	2.1m	2:33.97	59.23s (0)	29.70s (2)	 +12.9
9 EXTREME PRINCE	6	3.2m	2:34.06	58.99s (0)	29.80s (1)	 +16.2
3 THEREUGO	7	4.5m	2:34.16	59.79s (0)	30.17s (0)	 +5.5
6 JUST BARNEY	8	4.7m	2:34.18	58.74s (0)	29.52s (1)	 +19.5
4 AL GUERRERO	9	13.7m	2:34.89	61.06s (1)	31.22s (1)	 -11.5
11 ROCKMENOW	10	14.6m	2:34.97	60.10s (1)	30.44s (3)	 +1.4
7 THE BLACK CARDINAL	11	17.0m	2:35.16	60.65s (1)	31.05s (3)	 -6.0



Sectionals  
Powered by



**PJ HARNESS ANALYSER**  
HORSE REPORTS / RAW DATA

Version 3.05  
Out Now!

All your sectional needs

Check us out at [www.pjdata.com.au](http://www.pjdata.com.au)





RWWA and provider are not responsible for the completeness or accuracy of any of the information contained herein, and makes no representations about its suitability for any purpose.

# Gloucester Park Race 3 Distance 2536m

Friday, 28 May 2021

Gross Time: 3:07.50

MileRate: 1:59.00













LeadTime: 68.70s

First Qtr: 31.30s

Second Qtr: 30.20s

Third Qtr: 28.80s

Fourth Qtr: 28.50s

No Horse	Plc	Margin	Time	800Time (W)	400 Time (W)	Finish Position and metres gained from 800m	
1 LAWRENCE	1	0.0m	3:07.50	57.30s (0)	28.50s (0)		0.0
12 RABCHENKO	2	1.3m	3:07.60	56.47s (0)	27.66s (0)		+11.7
5 NOTA BENE DENARIO	3	4.2m	3:07.81	57.21s (1)	28.27s (1)		+1.2
10 BEE SEVENTEEN	4	5.0m	3:07.87	57.31s (0)	28.51s (0)		-0.2
11 SON OF A TIGER	5	6.2m	3:07.96	57.10s (0)	28.30s (0)		+2.8
2 MANNING	6	8.6m	3:08.14	57.16s (2)	28.87s (2)		+2.0
3 BLACK JACK ZAC	7	15.0m	3:08.62	57.31s (1)	28.40s (1)		-0.2
8 TALKERUP	8	17.3m	3:08.79	58.46s (1)	29.51s (1)		-16.3
6 ROCKNROLL WHITBY	9	18.1m	3:08.85	57.38s (0)	28.51s (0)		-1.1
7 HENWOOD BAY	10	22.9m	3:09.21	57.54s (2)	29.22s (2)		-3.3
4 SPACE JUNK	11	24.4m	3:09.33	58.31s (1)	29.36s (1)		-3.2
9 WILL I ROCKNROLL	12	26.3m	3:09.47	58.09s (2)	29.77s (2)		-11.1



Sectionals  
Powered by



**PJ HARNESS ANALYSER**  
HORSE REPORTS / RAW DATA

Version 3.05  
Out Now!

All your sectional needs

Check us out at [www.pjdata.com.au](http://www.pjdata.com.au)




RWWA and provider are not responsible for the completeness or accuracy of any of the information contained herein, and makes no representations about its suitability for any purpose.

# Gloucester Park Race 4 Distance 2130m

Friday, 28 May 2021

Gross Time: 2:32.10

MileRate: 1:54.90













LeadTime: 36.20s

First Qtr: 29.20s

Second Qtr: 29.00s

Third Qtr: 28.80s

Fourth Qtr: 28.90s

No Horse	Plc	Margin	Time	800Time (W)	400 Time (W)	Finish Position and metres gained from 800m
12 WHOZIDEAWASTHIS	1	0.0m	2:32.10	56.68s (0)	28.18s (0)	 +14.2
1 IDEAL LINER	2	0.8m	2:32.16	57.76s (0)	28.96s (0)	 -0.8
10 STROKE OF LUCK	3	0.8m	2:32.16	57.38s (0)	28.81s (1)	 +4.4
11 TYLER BRETT	4	4.3m	2:32.43	57.35s (0)	28.79s (0)	 +4.9
7 ROCK ME OVER	5	8.0m	2:32.71	56.97s (0)	28.38s (0)	 +10.2
8 VULTAN TIN	6	8.3m	2:32.73	56.63s (2)	28.61s (3)	 +14.9
3 AS HAPPY AS LARRY	7	8.4m	2:32.74	57.07s (1)	28.27s (1)	 +8.8
6 BALCATHERINE	8	10.3m	2:32.88	56.90s (1)	28.53s (2)	 +11.1
4 ELOQUENT MACH	9	10.7m	2:32.91	57.58s (1)	28.81s (1)	 +1.7
2 MAJOR TIMES	10	10.8m	2:32.92	57.92s (1)	28.84s (2)	 -3.0
5 PERFECT MAJOR	11	13.4m	2:33.12	58.43s (1)	29.49s (2)	 -10.2
9 CHICAGO BULL	12	13.5m	2:33.12	57.38s (2)	29.35s (3)	 +4.5



Sectionals  
Powered by



**PJ HARNESS ANALYSER**  
HORSE REPORTS / RAW DATA

Version 3.05  
Out Now!

All your sectional needs

Check us out at [www.pjdata.com.au](http://www.pjdata.com.au)




RWWA and provider are not responsible for the completeness or accuracy of any of the information contained herein, and makes no representations about its suitability for any purpose.

# Gloucester Park Race 5 Distance 2130m

Friday, 28 May 2021

Gross Time: 2:35.80

MileRate: 1:57.70













LeadTime: 37.40s

First Qtr: 30.30s

Second Qtr: 29.20s

Third Qtr: 29.20s

Fourth Qtr: 29.70s

No Horse	Plc	Margin	Time	800Time (W)	400 Time (W)	Finish Position and metres gained from 800m	
12 IN THE SPOTLIGHT	1	0.0m	2:35.80	58.43s (1)	29.70s (1)		+6.4
2 TAKING THE MIKI	2	7.2m	2:36.36	58.26s (1)	29.76s (2)		+8.8
3 SOVRANA	3	9.1m	2:36.51	59.57s (0)	30.09s (0)		-9.1
7 EXTRAORDINARY MARY	4	12.3m	2:36.76	58.28s (1)	29.75s (2)		+8.5
9 IMA SOCIALITE	5	17.8m	2:37.19	58.33s (0)	29.17s (2)		+7.8
6 BRAMANTE STEPS	6	22.7m	2:37.57	58.67s (1)	30.14s (2)		+3.1
10 DONTBESILLYCHILLI	7	24.2m	2:37.68	60.00s (0)	30.38s (0)		-15.0
4 BEYOND THE SEA	8	30.7m	2:38.19	60.03s (0)	30.49s (0)		-15.5
1 ARTISTIC SCRIBE	9	31.9m	2:38.28	60.90s (0)	31.29s (0)		-27.3
11 EAGLE ROYALTY	10	37.2m	2:38.70	61.49s (1)	31.84s (1)		-35.4
8 MOTOR ON LILLY	11	37.4m	2:38.71	60.16s (0)	30.79s (1)		-17.2
5 VALHALLA MISS	12	38.5m	2:38.80	60.88s (1)	31.58s (1)		-27.1



Sectionals  
Powered by



**PJ HARNESS ANALYSER**  
HORSE REPORTS / RAW DATA

Version 3.05  
Out Now!

All your sectional needs

Check us out at [www.pjdata.com.au](http://www.pjdata.com.au)













RWWA and provider are not responsible for the completeness or accuracy of any of the information contained herein, and makes no representations about its suitability for any purpose.

# Gloucester Park Race 6 Distance 1730m

Friday, 28 May 2021

Gross Time: 2:02.80 MileRate: 1:54.30 LeadTime: 7.90s First Qtr: 28.80s Second Qtr: 28.90s Third Qtr: 27.70s Fourth Qtr: 29.50s

No Horse	Plc	Margin	Time	800Time (W)	400 Time (W)	Finish Position and metres gained from 800m	
3 MISS BOUDICA	1	0.0m	2:02.80	57.20s (0)	29.50s (0)		0.0
6 CHANCE ECLIPSE	2	9.8m	2:03.56	57.43s (1)	29.76s (1)		-3.2
8 AUSSIE SCOOTER	3	11.6m	2:03.70	57.87s (1)	29.98s (0)		-9.4
5 BETTORS DESTROYA	4	15.1m	2:03.97	57.45s (1)	29.74s (1)		-3.5
9 THE SWISS MAESTRO	5	16.4m	2:04.07	56.83s (0)	28.97s (2)		+5.2
7 GIVE US A WAVE	6	16.7m	2:04.09	57.55s (2)	30.01s (2)		-4.9
2 CHRYSOPRASE	7	20.8m	2:04.41	57.94s (0)	29.62s (1)		-10.4
4 LETSDANCETONIGHT	8	20.9m	2:04.42	57.58s (0)	29.33s (0)		-5.3
1 ONLY FIVE STARZZZ	9	22.4m	2:04.53	58.37s (0)	30.23s (0)		-16.4



Sectionals  
Powered by



**PJ HARNESS ANALYSER**  
HORSE REPORTS / RAW DATA

Version 3.05  
Out Now!

All your sectional needs

Check us out at [www.pjdata.com.au](http://www.pjdata.com.au)












RWWA and provider are not responsible for the completeness or accuracy of any of the information contained herein, and makes no representations about its suitability for any purpose.



# Gloucester Park Race 7 Distance 2130m

Friday, 28 May 2021

Gross Time: 2:33.40 MileRate: 1:55.90 LeadTime: 37.00s First Qtr: 29.80s Second Qtr: 29.10s Third Qtr: 27.70s Fourth Qtr: 29.80s

No Horse	Plc	Margin	Time	800Time (W)	400 Time (W)	Finish Position and metres gained from 800m
1 BORN TO BOOGIE	1	0.0m	2:33.40	57.50s (0)	29.80s (0)	 0.0
2 BLOCKJORG	2	17.2m	2:34.74	58.39s (0)	30.64s (0)	-12.4 
3 BLISSFULLABBEY	3	17.8m	2:34.79	57.61s (1)	29.27s (2)	-1.6 
9 HEAVENS SHOWGIRL	4	23.0m	2:35.20	58.97s (1)	31.21s (1)	-20.6 
5 LEAP OF FAITH	5	23.8m	2:35.26	58.39s (1)	29.89s (1)	-20.4 
8 TIFFANY ROSE	6	27.9m	2:35.58	58.99s (1)	30.19s (0)	-20.9 
11 SUZIES GEM	7	35.0m	2:36.13	59.02s (0)	30.17s (1)	-21.2 
10 ZOZO MA GOGO	8	41.3m	2:36.62	59.78s (0)	30.87s (0)	-31.9 



Sectionals  
Powered by



**PJ HARNESS ANALYSER**  
HORSE REPORTS / RAW DATA

Version 3.05  
Out Now!

All your sectional needs

Check us out at [www.pjdata.com.au](http://www.pjdata.com.au)














RWWA and provider are not responsible for the completeness or accuracy of any of the information contained herein, and makes no representations about its suitability for any purpose.

# Gloucester Park Race 8 Distance 2130m

Friday, 28 May 2021

Gross Time: 2:39.20 MileRate: 2:00.30 LeadTime: 39.10s First Qtr: 32.20s Second Qtr: 30.90s Third Qtr: 28.60s Fourth Qtr: 28.40s

No Horse	Plc	Margin	Time	800Time (W)	400 Time (W)	Finish Position and metres gained from 800m
1 IM BETA THAN GOUDA	1	0.0m	2:39.20	56.67s (0)	27.98s (1)	 +4.6
4 JOEY JAMES	2	0.1m	2:39.21	57.01s (0)	28.41s (0)	 -0.1
2 MACHS GOLD	3	2.7m	2:39.40	57.08s (1)	28.51s (1)	 -1.1
6 PIERRE WHITBY	4	9.5m	2:39.91	56.88s (1)	28.29s (2)	 +1.7
11 QTOWN RIP ROARING	5	13.0m	2:40.17	57.28s (0)	28.63s (0)	 -4.0
5 SARGE	6	14.0m	2:40.24	57.54s (1)	28.64s (1)	 -7.6
7 A BOY NAMED ROSIE	7	16.6m	2:40.44	56.89s (0)	28.22s (0)	 +1.6
3 BETTYS LASS	8	17.6m	2:40.51	57.28s (0)	28.64s (0)	 -4.0
8 C C CHEVRON	9	18.9m	2:40.61	57.25s (1)	28.60s (1)	 -3.5
9 OUR SEQUEL	10	32.4m	2:41.62	57.91s (1)	29.80s (3)	 -12.8



Sectionals  
Powered by



**PJ HARNESS ANALYSER**  
HORSE REPORTS / RAW DATA

Version 3.05  
Out Now!

All your sectional needs

Check us out at [www.pjdata.com.au](http://www.pjdata.com.au)




RWWA and provider are not responsible for the completeness or accuracy of any of the information contained herein, and makes no representations about its suitability for any purpose.



# Gloucester Park Race 9 Distance 2130m

Friday, 28 May 2021

Gross Time: 2:39.50

MileRate: 2:00.50

LeadTime: 40.00s

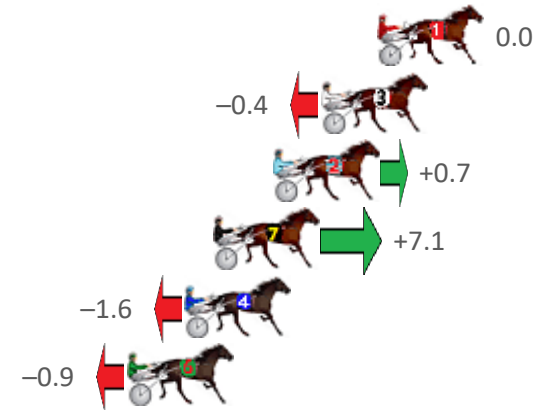
First Qtr: 32.90s

Second Qtr: 29.70s

Third Qtr: 29.30s

Fourth Qtr: 27.60s

No Horse	Plc	Margin	Time	800Time (W)	400 Time (W)	Finish Position and metres gained from 800m
1 PATRONUS STAR	1	0.0m	2:39.50	56.90s (0)	27.60s (0)	0.0
3 BOOM TIME	2	2.2m	2:39.66	56.93s (1)	27.59s (1)	-0.4
2 DIEGO	3	4.1m	2:39.80	56.85s (0)	27.58s (0)	+0.7
7 SHANWAY	4	6.5m	2:39.97	56.40s (0)	27.28s (1)	+7.1
4 RAKASINC	5	7.6m	2:40.05	57.01s (1)	27.65s (1)	-1.6
6 QUICK STRIDE	6	9.9m	2:40.22	56.96s (0)	27.63s (0)	-0.9



Sectionals  
Powered by

**PJ HARNESS ANALYSER**  
HORSE REPORTS / RAW DATA

Version 3.05  
Out Now!

All your sectional needs

Check us out at [www.pjdata.com.au](http://www.pjdata.com.au)

RWWA and provider are not responsible for the completeness or accuracy of any of the information contained herein, and makes no representations about its suitability for any purpose.