










Gloucester Park Race 1 Distance 2130m

Friday, 30 April 2021

Gross Time: 2:36.10 MileRate: 1:57.90 LeadTime: 38.30s First Qtr: 30.80s Second Qtr: 29.80s Third Qtr: 28.10s Fourth Qtr: 29.10s

No Horse	Plc	Margin	Time	800Time (W)	400 Time (W)	Finish Position and metres gained from 800m
2 SPACE JUNK	1	0.0m	2:36.10	57.16s (1)	29.06s (1)	 +0.6
5 QTOWN RIP ROARING	2	0.4m	2:36.13	56.63s (0)	28.42s (1)	 +8.0
6 SMART FORTUNE	3	1.2m	2:36.19	56.09s (0)	28.17s (1)	 +10.1
9 A BOY NAMED ROSIE	4	2.3m	2:36.28	56.48s (0)	28.60s (2)	
3 THEJEWELINHEREYE	5	10.0m	2:36.86	57.57s (1)	29.43s (1)	 -5.2
4 DISCO UNDER FIRE	6	10.2m	2:36.88	57.27s (1)	28.64s (2)	 -1.0
10 C C CHEVRON	7	11.0m	2:36.94	57.68s (0)	29.39s (0)	 -6.8
7 CROCODILE KID	8	13.0m	2:37.09	57.16s (1)	28.72s (0)	 +0.6
8 ROCKNROLL WHITBY	9	19.6m	2:37.60	57.24s (1)	29.03s (3)	 -0.6
1 TWENTYNINE TWELVE	10	20.8m	2:37.69	58.68s (0)	30.43s (0)	 -20.8



Sectionals
Powered by

PJ HARNESS ANALYSER Version 3.05 Out Now!
HORSE REPORTS / RAW DATA
All your sectional needs Check us out at www.pjdata.com.au

RWWA and provider are not responsible for the completeness or accuracy of any of the information contained herein, and makes no representations about its suitability for any purpose.

Gloucester Park Race 2 Distance 2130m

Friday, 30 April 2021

Gross Time: 2:35.70 MileRate: 1:57.70 LeadTime: 35.50s First Qtr: 31.00s Second Qtr: 31.70s Third Qtr: 29.00s Fourth Qtr: 28.50s

No Horse	Plc	Margin	Time	800Time (W)	400 Time (W)	Finish Position and metres gained from 800m
1 SHANWAY	1	0.0m	2:35.70	57.50s (0)	28.50s (0)	0.0
6 NOTA BENE DENARIO	2	0.8m	2:35.76	56.44s (1)	27.81s (2)	+14.8
10 THEREUGO	3	4.7m	2:36.05	57.54s (0)	28.52s (0)	-0.5
9 MISTER ARDEE	4	6.2m	2:36.16	56.67s (0)	28.12s (1)	+11.6
3 MAJOR STARE	5	7.0m	2:36.22	57.54s (1)	28.49s (1)	-0.6
11 TELLMETOATTACK	6	7.1m	2:36.23	57.41s (0)	28.38s (0)	+1.3
8 CAVALRY CALL	7	10.0m	2:36.45	56.47s (1)	28.06s (1)	+14.4
5 LORD ROSCO	8	12.4m	2:36.63	58.23s (1)	29.17s (1)	-10.2
7 J B MAUNEY	9	13.1m	2:36.68	56.99s (1)	28.21s (2)	+7.1
4 BETTYS LASS	10	13.3m	2:36.70	57.48s (0)	28.49s (0)	+0.3
2 BEACH SKIPPER	11	32.4m	2:38.13	59.02s (1)	30.34s (2)	-21.2



Sectionals
Powered by

PJ HARNESS ANALYSER Version 3.05 Out Now!
HORSE REPORTS / RAW DATA
All your sectional needs Check us out at www.pjdata.com.au

RWWA and provider are not responsible for the completeness or accuracy of any of the information contained herein, and makes no representations about its suitability for any purpose.

Gloucester Park Race 3 Distance 2536m

Friday, 30 April 2021

Gross Time: 3:05.60 MileRate: 1:57.80 LeadTime: 69.10s First Qtr: 30.60s Second Qtr: 29.00s Third Qtr: 28.50s Fourth Qtr: 28.40s

No Horse	Plc	Margin	Time	800Time (W)	400 Time (W)	Finish Position and metres gained from 800m
1 ROCK ME OVER	1	0.0m	3:05.60	56.90s (0)	28.40s (0)	0.0
9 TALKERUP	2	4.3m	3:05.92	56.88s (0)	28.34s (0)	+0.3
4 BETTOR FINISH	3	9.5m	3:06.31	56.65s (0)	28.07s (0)	+3.5
8 HENWOOD BAY	4	19.2m	3:07.03	57.24s (1)	28.99s (2)	-4.8
3 MY CARBON COPY	5	20.8m	3:07.15	57.95s (1)	29.29s (1)	-14.8
2 JIMMY MACK	6	22.1m	3:07.25	57.84s (0)	29.25s (0)	-13.3
6 MANNING	7	24.4m	3:07.42	58.50s (1)	29.88s (1)	-22.6
7 SON OF A TIGER	8	25.4m	3:07.49	57.35s (1)	28.89s (1)	-16.4
5 BLUE BLAZER	9	31.6m	3:07.96	58.41s (1)	29.74s (1)	-21.4



Sectionals
Powered by

RWWA and provider are not responsible for the completeness or accuracy of any of the information contained herein, and makes no representations about its suitability for any purpose.

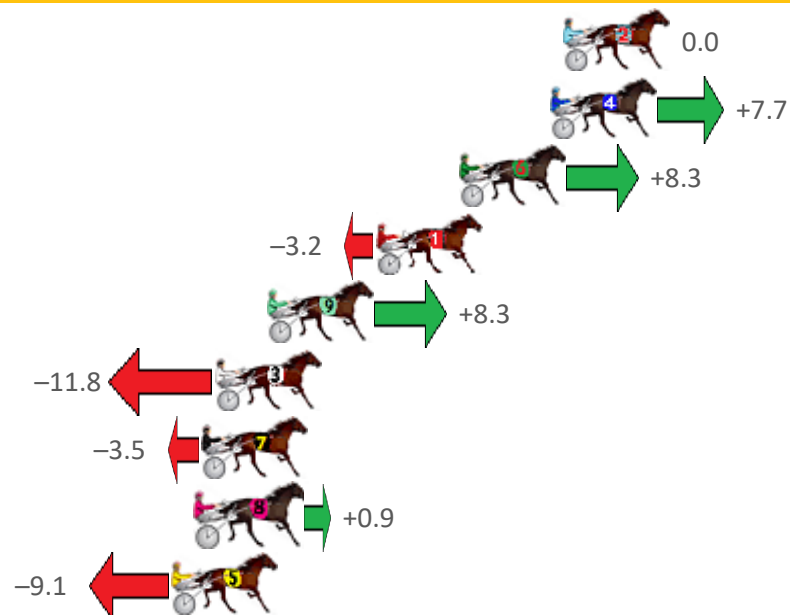
Gloucester Park Race 4 Distance 2130m

Friday, 30 April 2021

Gross Time: 2:32.40 MileRate: 1:55.10 LeadTime: 36.60s First Qtr: 30.60s Second Qtr: 29.20s Third Qtr: 27.80s Fourth Qtr: 28.20s

No Horse	Plc	Margin	Time	800Time (W)	400 Time (W)
2 PERFECT MAJOR	1	0.0m	2:32.40	56.00s (0)	28.20s (0)
4 CHIAROSCURO	2	0.5m	2:32.44	55.46s (0)	27.62s (0)
6 AS HAPPY AS LARRY	3	4.1m	2:32.70	55.42s (0)	27.58s (0)
1 BRACKEN SKY	4	7.4m	2:32.95	56.22s (0)	28.41s (0)
9 VULTAN TIN	5	11.7m	2:33.27	55.42s (1)	27.90s (2)
3 STROKE OF LUCK	6	13.8m	2:33.42	56.82s (1)	28.83s (1)
7 DIEGO	7	14.3m	2:33.46	56.24s (1)	28.50s (2)
8 WHOZIDEAWASTHIS	8	14.5m	2:33.47	55.94s (1)	28.12s (1)
5 RAKASINC	9	15.5m	2:33.55	56.63s (1)	28.61s (1)

Finish Position and metres gained from 800m



Sectionals
Powered by

RWWA and provider are not responsible for the completeness or accuracy of any of the information contained herein, and makes no representations about its suitability for any purpose.

Gloucester Park Race 5 Distance 2536m

Friday, 30 April 2021

Gross Time: 3:03.00 MileRate: 1:56.10 LeadTime: 67.00s First Qtr: 30.60s Second Qtr: 28.40s Third Qtr: 27.90s Fourth Qtr: 29.10s

No Horse	Plc	Margin	Time	800Time (W)	400 Time (W)	Finish Position and metres gained from 800m
2 MIGHTY RONALDO	1	0.0m	3:03.00	56.09s (0)	28.38s (1)	+12.8
4 JUMPINGJACKMAC	2	6.3m	3:03.48	57.43s (0)	29.56s (0)	-6.1
1 SUGAR STREET	3	7.1m	3:03.54	57.19s (0)	29.25s (1)	-2.7
10 LAVRA JOE	4	10.2m	3:03.78	57.72s (1)	29.78s (1)	-10.2
8 PINNY TIGER	5	12.5m	3:03.95	57.28s (0)	29.58s (0)	-3.9
6 GIVE US A WAVE	6	17.2m	3:04.31	56.38s (0)	28.59s (0)	+8.8
3 AMERICAN BULLITT	7	19.2m	3:04.47	57.16s (0)	29.39s (0)	-2.2
11 SEERYANFLY	8	19.3m	3:04.47	57.35s (1)	29.17s (2)	-4.9
9 CARABAO	9	23.3m	3:04.78	57.15s (0)	29.38s (0)	-2.1
7 SOUND WAVE	10	32.1m	3:05.45	57.93s (1)	29.67s (1)	-13.1
12 OTIS	11	40.1m	3:06.06	59.53s (1)	31.36s (2)	-35.7
5 STRIKE TEAM	12	53.2m	3:07.06	60.09s (1)	31.55s (1)	-43.6



Sectionals
Powered by

PJ HARNESS ANALYSER Version 3.05 Out Now!
HORSE REPORTS / RAW DATA
All your sectional needs Check us out at www.pjdata.com.au

RWAA and provider are not responsible for the completeness or accuracy of any of the information contained herein, and makes no representations about its suitability for any purpose.


Gloucester Park Race 6 Distance 2503m

Friday, 30 April 2021

Gross Time: 3:07.10 MileRate: 1:59.80 LeadTime: 70.90s First Qtr: 30.40s Second Qtr: 28.80s Third Qtr: 28.20s Fourth Qtr: 28.80s

No Horse	Plc	Margin	Time	800Time (W)	400 Time (W)
9 STAR OF DIAMONDS	1	0.0m	3:07.10	57.00s (0)	28.80s (0)
12 SAVVY BROMAC	2	3.4m	3:07.36	56.15s (1)	27.73s (2)
7 SOME BEACH PARTY	3	5.8m	3:07.54	56.91s (1)	28.60s (2)
6 BETTOR PACK IT	4	11.1m	3:07.94	57.38s (0)	29.05s (0)
5 WESTBURN YIELD	5	13.4m	3:08.11	57.21s (0)	28.84s (0)
10 LEAP OF FAITH	6	15.2m	3:08.25	56.72s (0)	28.36s (1)
13 DELIGHTFUL REACTION	6	15.2m	3:08.25	57.28s (1)	28.87s (1)
3 RUN FOR MERCY	8	16.9m	3:08.38	56.54s (0)	28.26s (0)
2 ALICE KAY	9	17.0m	3:08.39	58.02s (1)	29.59s (1)
4 PHAR FROM KALAHARI	10	18.8m	3:08.52	56.35s (0)	28.33s (2)
8 BETTORGRINANBARIT	11	20.4m	3:08.64	57.41s (0)	29.03s (0)
11 ZOZO MA GOGO	12	27.5m	3:09.18	56.64s (0)	28.59s (0)

Finish Position and metres gained from 800m



Sectionals
Powered by

RWWA and provider are not responsible for the completeness or accuracy of any of the information contained herein, and makes no representations about its suitability for any purpose.

Gloucester Park Race 7 Distance 2536m

Friday, 30 April 2021

Gross Time: 3:10.90 MileRate: 2:01.10 LeadTime: 72.60s First Qtr: 30.20s Second Qtr: 29.90s Third Qtr: 29.40s Fourth Qtr: 28.80s

No Horse	Plc	Margin	Time	800Time (W)	400 Time (W)	Finish Position and metres gained from 800m
4 VESPA	1	0.0m	3:10.90	57.30s (0)	27.50s (0)	+12.4
7 EUPHORIC MOMENT	2	0.8m	3:10.96	56.98s (1)	28.41s (2)	+16.8
6 WHOSWHOINTHEZOO	3	3.1m	3:11.13	57.51s (1)	28.13s (2)	+9.5
1 PARMESAN	4	3.3m	3:11.15	58.44s (0)	29.04s (0)	-3.3
5 WEEWAH	5	5.1m	3:11.29	57.98s (1)	29.04s (1)	+3.1
3 OUR SEQUEL	6	5.4m	3:11.31	58.00s (0)	28.56s (0)	+2.8
2 BLISSFULLABBEY	7	8.8m	3:11.57	58.53s (0)	29.10s (0)	-4.6
8 DISCO SPIRIT	8	30.4m	3:13.20	60.18s (1)	30.30s (1)	-27.4



Sectionals
Powered by

PJ HARNESS ANALYSER Version 3.05 Out Now!
HORSE REPORTS / RAW DATA
 All your sectional needs Check us out at www.pjdata.com.au











RWWA and provider are not responsible for the completeness or accuracy of any of the information contained herein, and makes no representations about its suitability for any purpose.

Gloucester Park Race 8 Distance 1730m

Friday, 30 April 2021

Gross Time: 2:06.20 MileRate: 1:57.40 LeadTime: 8.00s First Qtr: 30.60s Second Qtr: 29.90s Third Qtr: 28.80s Fourth Qtr: 28.90s

No Horse	Plc	Margin	Time	800Time (W)	400 Time (W)	Finish Position and metres gained from 800m
5 VALHALLA MISS	1	0.0m	2:06.20	57.70s (0)	28.90s (0)	 0.0
1 BEYOND THE SEA	2	1.7m	2:06.33	57.36s (0)	28.53s (0)	 +4.7
2 ADDA STORMY LADY	3	4.6m	2:06.55	57.27s (0)	28.35s (0)	 +6.0
6 SOVRANA	4	5.6m	2:06.62	57.17s (1)	28.58s (2)	 +7.4
8 DIAMOND DANCE	5	7.1m	2:06.74	56.76s (0)	27.94s (2)	 +13.1
4 ELLI MIRANDO	6	23.9m	2:08.01	58.31s (0)	29.44s (1)	 -17.5
3 BONSTAR	7	25.7m	2:08.15	58.96s (1)	30.29s (1)	 -17.5
7 BRAMANTE STEPS	8	38.3m	2:09.10	59.17s (1)	30.62s (2)	 -20.5



Sectionals
Powered by










PJ HARNESS ANALYSER Version 3.05 Out Now!
HORSE REPORTS / RAW DATA
All your sectional needs Check us out at www.pjdata.com.au

RWWA and provider are not responsible for the completeness or accuracy of any of the information contained herein, and makes no representations about its suitability for any purpose.

Gloucester Park Race 9 Distance 2536m


Friday, 30 April 2021

Gross Time: 3:10.30 MileRate: 2:00.80 LeadTime: 72.10s First Qtr: 32.30s Second Qtr: 29.40s Third Qtr: 27.60s Fourth Qtr: 28.90s

No Horse	Plc	Margin	Time	800Time (W)	400 Time (W)	Finish Position and metres gained from 800m
1 SAGANO	1	0.0m	3:10.30	56.50s (0)	28.90s (0)	 0.0
3 DEEORSE	2	2.0m	3:10.45	56.08s (0)	28.40s (1)	 +6.0
2 ROCKINTHEBOX	3	2.4m	3:10.48	56.37s (0)	28.73s (0)	 +1.8
6 SARGE	4	5.3m	3:10.70	56.03s (0)	28.55s (0)	 +6.7
5 PLUTONIUM	5	10.3m	3:11.08	56.91s (1)	29.30s (1)	 -5.9
4 OUR SURROGATE	6	19.6m	3:11.79	56.72s (0)	29.35s (1)	 -3.2
7 HERE COMES SHARKIE	7	36.2m	3:13.05	58.38s (1)	30.05s (1)	 -26.8



Sectionals
Powered by



PJ HARNESS ANALYSER Version 3.05 Out Now!
 HORSE REPORTS / RAW DATA
 All your sectional needs Check us out at www.pjdata.com.au

RWWA and provider are not responsible for the completeness or accuracy of any of the information contained herein, and makes no representations about its suitability for any purpose.