

# Northam Race 1 Distance 2190m

Saturday, 29 May 2021

Gross Time: 2:50.10

MileRate: 2:05.00











LeadTime: 47.10s

First Qtr: 33.10s

Second Qtr: 32.00s

Third Qtr: 29.00s

Fourth Qtr: 28.90s

No Horse	Plc	Margin	Time	800Time (W)	400 Time (W)	Finish Position and metres gained from 800m		
10 BELLS FOOL	1	0.0m	2:50.10	56.95s	(0)	27.78s	(1)	 +13.2
2 STARS OF GOLD	2	0.2m	2:50.12	57.51s	(1)	28.40s	(1)	 +5.4
3 DEVILS COURAGE	3	2.4m	2:50.28	57.99s	(1)	28.89s	(1)	 -1.2
8 JUST A SMILE	4	5.0m	2:50.48	57.55s	(1)	28.44s	(1)	 +4.8
6 LIFE OF PABLO	5	14.0m	2:51.16	57.55s	(1)	28.81s	(2)	 +4.8
5 THE BANDS PLAYING	6	15.9m	2:51.31	59.04s	(0)	30.04s	(0)	 -15.9
1 IM RIDDLER	7	22.5m	2:51.81	59.22s	(0)	30.14s	(0)	 -15.9
9 WINDWARD BLAZE	8	23.0m	2:51.84	58.53s	(1)	29.78s	(2)	 -8.8
7 DOMANDE	9	28.2m	2:52.24	59.28s	(0)	29.79s	(0)	 -19.2
4 CAPTAIN CROISSANT	10	34.7m	2:52.73	59.12s	(0)	29.87s	(1)	 -16.9



Sectionals  
Powered by



**PJ HARNESS ANALYSER**  
HORSE REPORTS / RAW DATA

Version 3.05  
Out Now!

All your sectional needs

Check us out at [www.pjdata.com.au](http://www.pjdata.com.au)




RWWA and provider are not responsible for the completeness or accuracy of any of the information contained herein, and makes no representations about its suitability for any purpose.

# Northam Race 2 Distance 2190m

Saturday, 29 May 2021

Gross Time: 2:45.10

MileRate: 2:01.30










LeadTime: 42.30s

First Qtr: 30.40s

Second Qtr: 31.10s

Third Qtr: 30.70s

Fourth Qtr: 30.60s

No Horse	Plc	Margin	Time	800Time (W)	400 Time (W)	Finish Position and metres gained from 800m	
7 HOMECOMING QUEEN	1	0.0m	2:45.10	60.78s (1)	30.60s (1)		+6.8
2 MARCOTTI	2	12.4m	2:46.09	61.92s (0)	31.33s (0)		-8.2
9 KING MEMPHIS	3	16.5m	2:46.42	61.69s (1)	31.43s (2)		-5.1
6 JUSTLIKE TURBO	4	17.4m	2:46.49	61.07s (1)	30.92s (3)		+3.0
8 MEET YOUR MAKER	5	17.7m	2:46.52	61.99s (0)	31.22s (1)		-9.1
10 MYBROTHERSKEEPER	6	19.5m	2:46.66	61.57s (1)	31.41s (3)		-3.5
1 ARMAROCKSTAR	7	58.3m	2:49.77	65.74s (0)	34.41s (0)		-58.3
4 HURRIKANE COFFEE	8	61.2m	2:50.00	64.93s (0)	33.87s (0)		-47.6
3 ALL BLACK RAIN	9	64.1m	2:50.23	65.99s (1)	34.23s (1)		-61.5



Sectionals  
Powered by



**PJ HARNESS ANALYSER**  
HORSE REPORTS / RAW DATA

Version 3.05  
Out Now!

All your sectional needs

Check us out at [www.pjdata.com.au](http://www.pjdata.com.au)




RWWA and provider are not responsible for the completeness or accuracy of any of the information contained herein, and makes no representations about its suitability for any purpose.

# Northam Race 3 Distance 2190m

Saturday, 29 May 2021

Gross Time: 2:46.70 MileRate: 2:02.50 LeadTime: 44.90s First Qtr: 31.60s Second Qtr: 31.60s Third Qtr: 29.10s Fourth Qtr: 29.50s

No Horse	Plc	Margin	Time	800Time (W)	400 Time (W)	Finish Position and metres gained from 800m
1 CHANGINGOF THE GUAR	1	0.0m	2:46.70	58.60s (0)	29.50s (0)	0.0
10 BEEJAYS STAR	2	5.5m	2:47.13	57.91s (0)	28.85s (1)	+9.5
5 HILLVIEW BONDI	3	8.1m	2:47.33	59.02s (1)	29.76s (1)	-5.7
8 WILKINS MEDINA HALL	4	11.5m	2:47.59	58.71s (0)	29.61s (1)	-1.5
7 OHOKA TITAN	5	23.2m	2:48.49	59.88s (0)	30.66s (0)	-17.5
6 CRACKA TINNY	6	26.5m	2:48.75	58.96s (1)	30.01s (1)	-12.5
4 KATA NOI BEACH	7	41.3m	2:49.89	60.05s (2)	30.77s (2)	-19.9
3 HARD TO FORGET	8	42.3m	2:49.97	60.75s (1)	31.21s (2)	-29.5
9 LEONARDOS SON	9	45.5m	2:50.22	60.65s (1)	31.46s (0)	-28.1
2 SEGER	10	48.6m	2:50.46	61.62s (1)	32.05s (2)	-41.4



Sectionals  
Powered by

**PJ HARNESS ANALYSER**  
HORSE REPORTS / RAW DATA

Version 3.05  
Out Now!

All your sectional needs

Check us out at [www.pjdata.com.au](http://www.pjdata.com.au)

RWWA and provider are not responsible for the completeness or accuracy of any of the information contained herein, and makes no representations about its suitability for any purpose.

# Northam Race 4 Distance 2190m

Saturday, 29 May 2021

Gross Time: 2:45.70

MileRate: 2:01.80











LeadTime: 44.40s

First Qtr: 29.90s

Second Qtr: 30.60s

Third Qtr: 29.90s

Fourth Qtr: 30.90s

No Horse	Plc	Margin	Time	800Time (W)	400 Time (W)	Finish Position and metres gained from 800m
4 PATRIKIAR	1	0.0m	2:45.70	60.80s (0)	30.90s (0)	 0.0
3 FOXY ROSE	2	3.5m	2:45.98	60.75s (0)	30.74s (0)	 +0.7
5 GIRLFROMDANDALUP	3	3.8m	2:46.01	60.71s (1)	30.73s (1)	 +1.2
9 FORTUNATE ADDA	4	5.6m	2:46.15	60.15s (1)	30.15s (1)	 +8.6
10 STELLAR BELLA	5	7.1m	2:46.27	60.61s (1)	30.63s (1)	 +2.5
2 FLYWILLOWFLY	6	9.9m	2:46.50	60.91s (0)	30.91s (0)	 -1.5
7 SIMPLY SHAZ	7	11.4m	2:46.62	61.60s (1)	31.61s (1)	 -10.6
6 OUR EUPHORIA	8	15.9m	2:46.99	60.37s (0)	30.57s (1)	 +5.7
8 FIFO	9	26.4m	2:47.83	61.83s (0)	31.70s (0)	 -13.6
1 OURCARIBBEANCRUISE	10	32.7m	2:48.34	61.96s (0)	31.55s (0)	 -15.3



Sectionals  
Powered by



**PJ HARNESS ANALYSER**  
HORSE REPORTS / RAW DATA

Version 3.05  
Out Now!

All your sectional needs

Check us out at [www.pjdata.com.au](http://www.pjdata.com.au)




RWWA and provider are not responsible for the completeness or accuracy of any of the information contained herein, and makes no representations about its suitability for any purpose.

# Northam Race 5 Distance 2190m

Saturday, 29 May 2021

Gross Time: 2:46.90

MileRate: 2:02.60

LeadTime: 45.50s

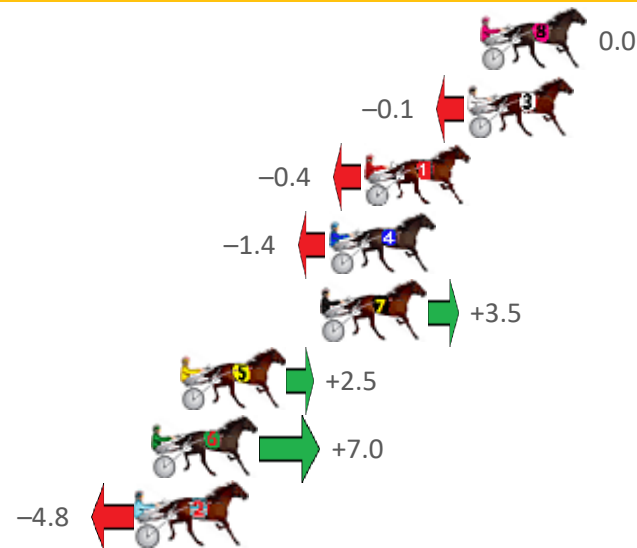
First Qtr: 30.80s

Second Qtr: 31.20s

Third Qtr: 29.10s

Fourth Qtr: 30.30s

No Horse	Plc	Margin	Time	800Time (W)	400 Time (W)	Finish Position and metres gained from 800m	
8 MASTER LEIGHTON	1	0.0m	2:46.90	59.40s	(0)	30.30s	(0)
3 MISTER MACH	2	0.5m	2:46.94	59.41s	(1)	30.16s	(1)
1 SECRET OPERATION	3	4.6m	2:47.26	59.43s	(0)	30.22s	(0)
4 HARLEY ZEST	4	6.0m	2:47.38	59.50s	(1)	30.24s	(2)
7 GAYLE FORCE	5	6.3m	2:47.40	59.14s	(0)	30.01s	(0)
5 RAGING ROMEO	6	11.9m	2:47.84	59.22s	(0)	30.08s	(0)
6 HILO ANGUS	7	13.0m	2:47.93	58.88s	(0)	29.70s	(0)
2 JUST A LEGEND	8	13.6m	2:47.98	59.75s	(1)	30.39s	(1)



Sectionals  
Powered by

**PJ HARNESS ANALYSER**  
HORSE REPORTS / RAW DATA

Version 3.05  
Out Now!

All your sectional needs

Check us out at [www.pjdata.com.au](http://www.pjdata.com.au)

RWWA and provider are not responsible for the completeness or accuracy of any of the information contained herein, and makes no representations about its suitability for any purpose.

# Northam Race 6 Distance 2150m

Saturday, 29 May 2021

Gross Time: 2:47.30

MileRate: 2:05.20












LeadTime: 43.20s

First Qtr: 32.60s

Second Qtr: 31.20s

Third Qtr: 29.50s

Fourth Qtr: 30.80s

No Horse	Plc	Margin	Time	800Time (W)	400 Time (W)	Finish Position and metres gained from 800m		
1 FLYNSCOTSMAN	1	0.0m	2:47.30	59.22s	(0)	29.68s	(1)	 +14.4
7 THE ROCK INN	2	3.9m	2:47.61	60.28s	(1)	30.70s	(1)	 +0.3
6 HESACHARMER	3	4.2m	2:47.64	59.88s	(0)	30.36s	(1)	 +5.6
11 JESSE ALLWOOD	4	4.4m	2:47.65	59.45s	(1)	29.68s	(1)	 +11.4
8 HIT THE SKY	5	8.8m	2:48.01	60.96s	(1)	31.40s	(1)	 -8.8
4 AMERICAN VOODOO	6	11.5m	2:48.23	61.12s	(0)	31.68s	(0)	 -10.9
3 OVER ARMED	7	13.5m	2:48.39	59.66s	(1)	30.06s	(1)	 +8.5
5 OCEAN BEACH	8	14.0m	2:48.43	60.96s	(0)	31.50s	(0)	 -8.8
10 TEXAS TARA	9	21.0m	2:48.99	61.05s	(2)	30.97s	(3)	 -10.0
2 MIRACLE MAX	10	24.8m	2:49.30	60.72s	(0)	31.09s	(0)	 -10.0
9 IM DECADENT	11	48.8m	2:51.23	63.27s	(1)	33.19s	(2)	 -39.6



Sectionals  
Powered by



**PJ HARNESS ANALYSER**  
HORSE REPORTS / RAW DATA

Version 3.05  
Out Now!

All your sectional needs

Check us out at [www.pjdata.com.au](http://www.pjdata.com.au)




RWWA and provider are not responsible for the completeness or accuracy of any of the information contained herein, and makes no representations about its suitability for any purpose.



# Northam Race 7 Distance 2190m

Saturday, 29 May 2021

Gross Time: 2:49.60

MileRate: 2:04.60











LeadTime: 45.20s

First Qtr: 32.00s

Second Qtr: 31.90s

Third Qtr: 30.10s

Fourth Qtr: 30.40s

No Horse	Plc	Margin	Time	800Time (W)	400 Time (W)	Finish Position and metres gained from 800m	
1 THE MONIES ON	1	0.0m	2:49.60	60.50s (0)	30.40s (0)		0.0
8 STARS N BARS	2	5.4m	2:50.03	60.08s (1)	30.48s (2)		+5.6
2 TORREVEAN VELOCE	3	26.5m	2:51.71	61.71s (0)	31.27s (0)		-16.1
9 CHASING COOPER	4	27.2m	2:51.76	62.08s (2)	31.88s (1)		-21.0
6 BATAVIA JANE	5	28.2m	2:51.84	61.37s (1)	31.49s (2)		-11.6
7 DARK SENSATIONS	6	33.4m	2:52.26	62.61s (0)	32.15s (0)		-28.0
5 MADONNA VALE	7	37.1m	2:52.55	62.09s (0)	31.66s (2)		-21.1
10 OBSERVATION	8	57.7m	2:54.19	63.55s (2)	33.37s (3)		-40.5
3 IM INAPICKLE	9	68.7m	2:55.07	65.46s (1)	34.35s (1)		-65.9
4 WHOZ THIS	10	149.7m	3:01.51	65.74s (0)	35.29s (0)		-69.7



Sectionals  
Powered by



**PJ HARNESS ANALYSER**  
HORSE REPORTS / RAW DATA

Version 3.05  
Out Now!

All your sectional needs

Check us out at [www.pjdata.com.au](http://www.pjdata.com.au)












RWWA and provider are not responsible for the completeness or accuracy of any of the information contained herein, and makes no representations about its suitability for any purpose.

# Northam Race 8 Distance 2190m

Saturday, 29 May 2021

Gross Time: 2:50.10 MileRate: 2:05.00 LeadTime: 46.60s First Qtr: 33.00s Second Qtr: 31.90s Third Qtr: 29.10s Fourth Qtr: 29.50s

No Horse	Plc	Margin	Time	800Time (W)	400 Time (W)	Finish Position and metres gained from 800m
3 OUR STAR BILLING	1	0.0m	2:50.10	58.60s (0)	29.50s (0)	 0.0
6 MAKAILA	2	13.1m	2:51.11	59.54s (1)	30.17s (1)	-12.9 
8 ABSOLUTE DELIGHT	3	17.0m	2:51.41	58.83s (0)	29.25s (1)	-3.2 
7 AMERICAN DUTCHESS	4	19.7m	2:51.62	59.36s (0)	29.89s (1)	-10.5 
4 KISSED BY A ROSE	5	23.8m	2:51.94	60.00s (1)	30.59s (0)	-19.2 
1 MIRACLE MARY	6	56.0m	2:54.43	62.33s (0)	32.57s (0)	-52 
2 GLADYS GUGMAN	7	65.4m	2:55.16	62.69s (1)	33.01s (2)	-56.2 
5 MINOR CATASTROPHE	8	69.1m	2:55.44	62.64s (1)	34.35s (2)	-55.5 



Sectionals  
Powered by



**PJ HARNESS ANALYSER**  
HORSE REPORTS / RAW DATA

Version 3.05  
Out Now!

All your sectional needs

Check us out at [www.pjdata.com.au](http://www.pjdata.com.au)




RWWA and provider are not responsible for the completeness or accuracy of any of the information contained herein, and makes no representations about its suitability for any purpose.