

Gloucester Park Race 1 Distance 2536m

Sunday, 11 July 2021

Gross Time: 3:06.70 MileRate: 1:58.50 LeadTime: 69.10s First Qtr: 30.00s Second Qtr: 30.10s Third Qtr: 28.60s Fourth Qtr: 28.90s

No Horse	Plc	Margin	Time	800Time (W)	400 Time (W)	Finish Position and metres gained from 800m
5 JESSE ALLWOOD	1	0.0m	3:06.70	56.53s (0)	27.85s (0)	+13.6
10 POCKET THE CASH	2	2.4m	3:06.88	57.21s (1)	28.56s (1)	+4.0
9 HOWARD HUGHES	3	3.1m	3:06.94	57.58s (1)	28.94s (1)	-1.1
3 BETTOR BE OSCAR	4	5.0m	3:07.08	57.86s (0)	29.26s (0)	-5.0
1 DISCO UNDER FIRE	5	7.3m	3:07.25	57.72s (0)	29.12s (0)	-3.1
4 REBEL WITH A GRIN	6	9.2m	3:07.40	57.06s (1)	28.43s (1)	+6.2
7 TIFFANY ROSE	7	10.9m	3:07.53	57.49s (1)	28.85s (1)	+0.1
2 ALLWOODS ROCKNROL	8	11.4m	3:07.56	57.66s (0)	29.03s (0)	-2.2
11 THE BLACK CARDINAL	9	14.1m	3:07.77	57.08s (1)	28.46s (1)	+5.9



Sectionals
Powered by

PJ HARNESS ANALYSER Version 3.05 Out Now!
HORSE REPORTS / RAW DATA
 All your sectional needs Check us out at www.pjdata.com.au



RWWA and provider are not responsible for the completeness or accuracy of any of the information contained herein, and makes no representations about its suitability for any purpose.

Gloucester Park Race 2 Distance 2130m

Sunday, 11 July 2021

Gross Time: 2:35.00 MileRate: 1:57.10 LeadTime: 37.50s First Qtr: 30.10s Second Qtr: 29.90s Third Qtr: 28.60s Fourth Qtr: 28.90s

No Horse	Plc	Margin	Time	800Time (W)	400 Time (W)	Finish Position and metres gained from 800m
7 BLUE BLAZER	1	0.0m	2:35.00	56.06s (1)	27.51s (2)	
8 GAMBIT	2	0.4m	2:35.03	57.31s (1)	28.66s (1)	
1 BETTOR COPAGOODON	3	1.6m	2:35.12	57.61s (0)	29.01s (0)	
10 BRACKEN SKY	4	4.1m	2:35.31	57.49s (0)	28.85s (0)	
2 TYLER BRETT	5	4.5m	2:35.34	57.31s (1)	28.63s (1)	
6 WILL I ROCKNROLL	6	6.9m	2:35.52	56.86s (1)	28.29s (2)	
11 THEREUGO	7	8.5m	2:35.64	57.51s (0)	28.85s (0)	
5 WALSH	8	8.9m	2:35.68	56.94s (0)	28.23s (1)	
3 SPACE JUNK	9	10.2m	2:35.77	57.31s (0)	28.64s (0)	
4 IM BETA THAN GOUDA	10	12.3m	2:35.93	57.55s (1)	28.82s (1)	



Sectionals
Powered by

PJ HARNESS ANALYSER Version 3.05 Out Now!
HORSE REPORTS / RAW DATA
 All your sectional needs Check us out at www.pjdata.com.au













RWWA and provider are not responsible for the completeness or accuracy of any of the information contained herein, and makes no representations about its suitability for any purpose.

Gloucester Park Race 3 Distance 2130m

Sunday, 11 July 2021

Gross Time: 2:32.60 MileRate: 1:55.30 LeadTime: 35.80s First Qtr: 29.40s Second Qtr: 29.70s Third Qtr: 28.60s Fourth Qtr: 29.10s

No Horse	Plc	Margin	Time	800Time (W)	400 Time (W)	Finish Position and metres gained from 800m	
8 ALTA BLUES	1	0.0m	2:32.60	57.70s (1)	29.10s (0)		 0.0
4 TRIROYALE BRIGADE	2	14.5m	2:33.71	58.34s (0)	29.61s (1)	-8.9	
6 AL GUERRERO	3	17.1m	2:33.91	58.83s (0)	29.83s (0)	-15.7	
1 EUPHORIC MOMENT	4	20.0m	2:34.13	58.10s (0)	29.42s (0)	-5.6	
2 MINI MINE YET	5	22.8m	2:34.34	58.29s (1)	29.40s (1)	-8.2	
3 SIR NICHOLAS	6	24.5m	2:34.47	58.75s (0)	30.05s (0)	-12.7	
11 VESPA	7	26.0m	2:34.58	58.22s (1)	29.30s (1)	-7.2	
5 THE KRAKEN	8	26.8m	2:34.65	58.89s (1)	30.03s (1)	-16.6	
10 BLOCKJORG	9	31.2m	2:34.98	58.49s (0)	29.72s (0)	-11.0	
7 NOTA BENE DENARIO	10	36.4m	2:35.38	59.97s (1)	30.94s (2)	-31.6	



Sectionals
Powered by



PJ HARNESS ANALYSER

HORSE REPORTS / RAW DATA

All your sectional needs

Version 3.05
Out Now!

Check us out at www.pjdata.com.au














RWWA and provider are not responsible for the completeness or accuracy of any of the information contained herein, and makes no representations about its suitability for any purpose.

Gloucester Park Race 4 Distance 2130m

Sunday, 11 July 2021

Gross Time: 2:37.50 MileRate: 1:59.00 LeadTime: 37.00s First Qtr: 31.80s Second Qtr: 30.60s Third Qtr: 29.20s Fourth Qtr: 28.90s

No Horse	Plc	Margin	Time	800Time (W)	400 Time (W)	Finish Position and metres gained from 800m
7 RADIANT AMBER	1	0.0m	2:37.50	58.10s (0)	28.90s (0)	 0.0
2 MISS LIMELIGHT	2	2.9m	2:37.72	58.06s (1)	28.86s (1)	 +0.5
1 BETTOR GET IT ON	3	3.7m	2:37.78	58.02s (0)	28.71s (0)	 +1.1
4 JUST MAKEMINE DIAM	4	3.9m	2:37.80	56.88s (1)	27.94s (1)	 +17.6
12 BETTOR PACK IT	5	5.2m	2:37.89	57.61s (1)	28.83s (2)	 +6.8
3 SMOOTH RYE	6	5.9m	2:37.95	57.98s (1)	28.71s (1)	 +1.7
5 SAGANO	7	6.5m	2:37.99	57.39s (1)	28.45s (1)	 +9.9
10 ALICE KAY	8	6.5m	2:37.99	57.92s (0)	28.50s (0)	 +2.5
11 STAR OF THE CLASS	9	8.7m	2:38.16	57.76s (0)	28.36s (0)	 +4.7
6 THEJEWELINHEREYE	10	43.9m	2:40.83	59.98s (0)	30.37s (0)	 -26.1



Sectionals
Powered by



PJ HARNESS ANALYSER

HORSE REPORTS / RAW DATA

All your sectional needs

Version 3.05
Out Now!

Check us out at www.pjdata.com.au




RWWA and provider are not responsible for the completeness or accuracy of any of the information contained herein, and makes no representations about its suitability for any purpose.

Gloucester Park Race 5 Distance 2130m

Sunday, 11 July 2021

Gross Time: 2:35.80 MileRate: 1:57.70 LeadTime: 37.70s First Qtr: 31.30s Second Qtr: 30.00s Third Qtr: 28.90s Fourth Qtr: 27.90s

No Horse	Plc	Margin	Time	800Time (W)	400 Time (W)	Finish Position and metres gained from 800m
2 TRICKY MIKI	1	0.0m	2:35.80	56.50s (0)	27.61s (0)	+4.2
3 WHATARETHEODDS	2	7.5m	2:36.35	57.33s (0)	28.42s (0)	-7.5
5 YOURE SO FINE	3	8.0m	2:36.39	56.80s (1)	27.97s (2)	0.0
10 TOMLOUS JAMBO	4	13.2m	2:36.77	57.11s (0)	28.15s (0)	-4.4
11 FOLLOW THE MUSIC	5	25.8m	2:37.69	57.72s (0)	28.69s (0)	-13.0
9 BUSHWACKED	6	27.6m	2:37.82	57.56s (0)	28.50s (0)	-10.8
4 THE MIKI TAKER	7	28.8m	2:37.91	58.57s (1)	29.56s (1)	-25.0
6 WONDERFUL TO FLY	8	32.1m	2:38.15	57.91s (1)	28.96s (1)	-15.7
7 SEVEN NO TRUMPS	9	37.7m	2:38.57	58.60s (1)	29.68s (1)	-25.5
8 ROCK ON TOP	10	47.3m	2:39.27	58.80s (2)	30.32s (2)	-28.3
13 IDOLISED	11	53.5m	2:39.72	58.93s (2)	30.22s (2)	-30.1
1 SWINGBAND	12	98.8m	2:43.05	59.89s (0)	29.55s (0)	-43.8



Sectionals
Powered by

PJ HARNESS ANALYSER

Version 3.05
Out Now!

HORSE REPORTS / RAW DATA

All your sectional needs

Check us out at www.pjdata.com.au

RWWA and provider are not responsible for the completeness or accuracy of any of the information contained herein, and makes no representations about its suitability for any purpose.

Gloucester Park Race 6 Distance 2536m

Sunday, 11 July 2021

Gross Time: 3:11.50 MileRate: 2:01.50 LeadTime: 71.30s First Qtr: 31.10s Second Qtr: 30.30s Third Qtr: 29.70s Fourth Qtr: 29.10s

No Horse	Plc	Margin	Time	800Time (W)	400 Time (W)	Finish Position and metres gained from 800m
9 ROCKNROLL WHITBY	1	0.0m	3:11.50	58.42s (2)	28.90s (2)	+5.2
7 MACHS GOLD	2	0.8m	3:11.56	58.16s (2)	28.64s (2)	+8.8
1 EXTREME PRINCE	3	1.9m	3:11.65	58.94s (0)	29.24s (0)	-1.9
6 BETTOR BE LIVELY	4	3.4m	3:11.76	58.92s (1)	29.27s (1)	-1.6
12 CARRERA MACH	5	3.5m	3:11.77	58.27s (1)	28.50s (2)	+7.3
4 JUST BARNEY	6	4.7m	3:11.86	58.68s (1)	29.01s (1)	+1.7
8 FREE TO AIR	7	5.5m	3:11.92	58.02s (0)	28.22s (0)	+10.7
3 BAD ROUND	8	5.9m	3:11.95	58.34s (0)	28.57s (0)	+6.3
10 BLACK JACK ZAC	9	6.4m	3:11.99	58.96s (0)	29.24s (0)	-2.2
2 QTOWN RIP ROARING	10	8.0m	3:12.11	58.79s (0)	29.06s (0)	+0.2



Sectionals
Powered by



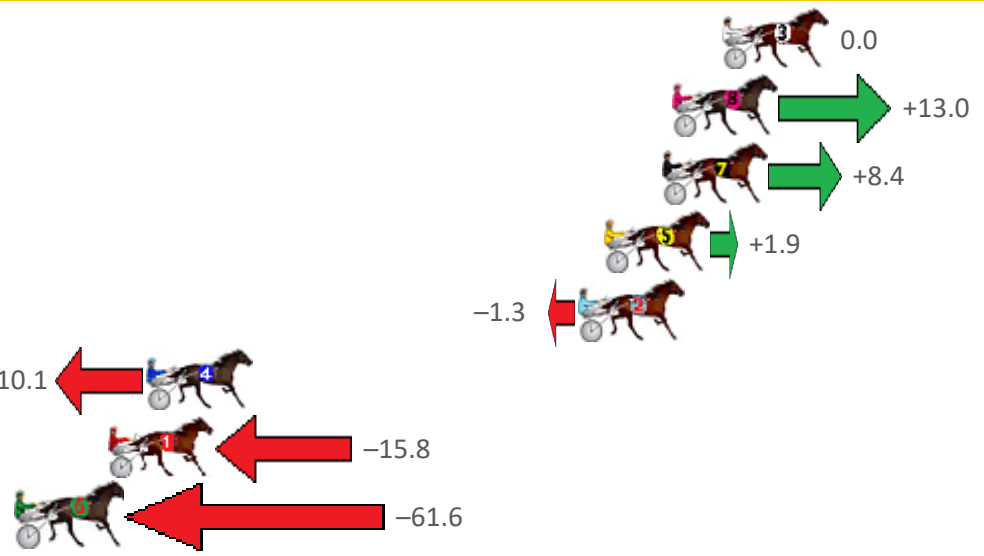
RWWA and provider are not responsible for the completeness or accuracy of any of the information contained herein, and makes no representations about its suitability for any purpose.

Gloucester Park Race 7 Distance 2536m

Sunday, 11 July 2021

Gross Time: 3:07.30 MileRate: 1:58.80 LeadTime: 69.20s First Qtr: 31.10s Second Qtr: 29.40s Third Qtr: 29.30s Fourth Qtr: 28.30s

No Horse	Plc	Margin	Time	800Time (W)	400 Time (W)	Finish Position and metres gained from 800m
3 CAVEMAN	1	0.0m	3:07.30	57.60s (0)	28.30s (0)	0.0
8 ALTA INTRIGUE	2	2.0m	3:07.45	56.67s (1)	28.20s (1)	+13.0
7 PLUTONIUM	3	2.4m	3:07.48	57.00s (1)	27.67s (3)	+8.4
5 WHOSWHOINTHEZOO	4	4.7m	3:07.65	57.46s (1)	27.84s (2)	+1.9
2 MAJOR ARTIST	5	5.7m	3:07.72	57.69s (0)	28.39s (0)	-1.3
4 LA SULEIMAN	6	22.9m	3:09.00	58.32s (0)	28.73s (0)	-10.1
1 GAYLE FORCE	7	24.4m	3:09.11	58.73s (0)	29.20s (0)	-15.8
6 HEEZ OUR PERSEUS	8	64.0m	3:12.06	62.01s (1)	31.94s (1)	-61.6



Sectionals
Powered by

PJ HARNESS ANALYSER

HORSE REPORTS / RAW DATA

All your sectional needs

Check us out at www.pjdata.com.au

Version 3.05
Out Now!

RWWA and provider are not responsible for the completeness or accuracy of any of the information contained herein, and makes no representations about its suitability for any purpose.

Gloucester Park Race 8 Distance 2130m

Sunday, 11 July 2021

Gross Time: 2:30.70 MileRate: 1:53.90 LeadTime: 36.30s First Qtr: 30.90s Second Qtr: 28.40s Third Qtr: 27.50s Fourth Qtr: 27.60s

No Horse	Plc	Margin	Time	800Time (W)	400 Time (W)	Finish Position and metres gained from 800m
5 SHOCKWAVE	1	0.0m	2:30.70	54.85s (1)	27.57s (1)	+3.6
4 MIGHTY CONQUEROR	2	0.5m	2:30.74	55.13s (0)	27.63s (0)	-0.5
2 TO FAST TO SERIOUS	3	4.9m	2:31.06	55.13s (0)	27.58s (1)	-0.5
6 MAJOR TIMES	4	27.3m	2:32.68	56.05s (1)	28.31s (2)	-13.9
3 PERFECT MAJOR	5	30.0m	2:32.88	56.61s (1)	28.81s (1)	-22.0
1 ARGYLE RED	6	32.1m	2:33.03	56.68s (0)	28.81s (0)	-23.1



Sectionals
Powered by

PJ HARNESS ANALYSER Version 3.05 Out Now!
HORSE REPORTS / RAW DATA
 All your sectional needs Check us out at www.pjdata.com.au











RWWA and provider are not responsible for the completeness or accuracy of any of the information contained herein, and makes no representations about its suitability for any purpose.

Gloucester Park Race 9 Distance 2130m

Sunday, 11 July 2021

Gross Time: 2:38.50 MileRate: 1:59.80 LeadTime: 38.00s First Qtr: 31.00s Second Qtr: 30.30s Third Qtr: 29.90s Fourth Qtr: 29.30s

No Horse	Plc	Margin	Time	800Time (W)	400 Time (W)	Finish Position and metres gained from 800m	
5 MAKE YOUR MARK	1	0.0m	2:38.50	59.20s (0)	29.30s (0)		0.0
7 DONTBESILLYCHILLI	2	1.2m	2:38.59	59.14s (1)	29.30s (1)		+0.8
1 CAPTAINS COTE	3	4.0m	2:38.81	59.17s (0)	29.17s (1)		+0.4
2 CUTTING ROSES	4	10.3m	2:39.29	59.33s (0)	29.35s (0)		-1.7
4 CHEESE AND BICCYS	5	11.3m	2:39.37	58.88s (1)	29.28s (2)		+4.3
8 SPORT SPORT SPORT	6	24.4m	2:40.37	59.51s (1)	30.61s (2)		-4.2
3 MOTOR ON LILLY	7	24.6m	2:40.39	60.19s (1)	29.97s (0)		-3.4
6 SHEZA MIKIMOTO	8	46.3m	2:42.06	62.11s (1)	31.75s (1)		-39.5



Sectionals
Powered by







PJ HARNESS ANALYSER Version 3.05 Out Now!
HORSE REPORTS / RAW DATA
 All your sectional needs Check us out at www.pjdata.com.au

RWWA and provider are not responsible for the completeness or accuracy of any of the information contained herein, and makes no representations about its suitability for any purpose.

Gloucester Park Race 10 Distance 2503m

Sunday, 11 July 2021

Gross Time: 3:16.90 MileRate: 2:06.60 LeadTime: 75.50s First Qtr: 32.70s Second Qtr: 31.40s Third Qtr: 28.60s Fourth Qtr: 28.70s

No Horse	Plc	Margin	Time	800Time (W)	400 Time (W)	Finish Position and metres gained from 800m
1 TRICKY RIC	1	0.0m	3:16.90	57.30s (0)	28.70s (0)	 0.0
5 DARK SECRET	2	9.2m	3:17.59	57.30s (0)	28.30s (0)	 0.0
4 MORTICIAN	3	12.2m	3:17.82	57.83s (0)	29.03s (0)	 -7.4
7 PRINCESS MILA	4	21.9m	3:18.55	57.15s (0)	28.21s (1)	 +2.1
3 ONE BID BUYS	5	22.1m	3:18.57	57.88s (0)	28.74s (0)	 -8.1
6 LIGHTNING CALDER	6	33.5m	3:19.42	58.35s (0)	28.96s (0)	 -14.7



Sectionals
Powered by



PJ HARNESS ANALYSER Version 3.05 Out Now!
HORSE REPORTS / RAW DATA
 All your sectional needs Check us out at www.pjdata.com.au




RWWA and provider are not responsible for the completeness or accuracy of any of the information contained herein, and makes no representations about its suitability for any purpose.