










Gloucester Park Race 1 Distance 2130m

Friday, 1 October 2021

Gross Time: 2:33.90 MileRate: 1:56.30 LeadTime: 37.00s First Qtr: 30.60s Second Qtr: 29.10s Third Qtr: 28.90s Fourth Qtr: 28.30s

No Horse	Plc	Margin	Time	800Time (W)	400 Time (W)	Finish Position and metres gained from 800m
9 JUMPINGJACKMAC	1	0.0m	2:33.90	57.09s (1)	28.27s (1)	 +1.6
2 OTIS	2	0.2m	2:33.91	56.89s (0)	27.91s (0)	 +4.4
6 STAMFORD	3	0.4m	2:33.93	57.23s (0)	28.33s (0)	-0.4 
1 VERANO	4	15.7m	2:35.07	57.68s (0)	28.57s (0)	-6.7 
3 OUR SHELLEY BEACH	5	20.1m	2:35.39	57.66s (0)	28.43s (0)	-6.5 
10 HILLVIEW BONDI	6	20.7m	2:35.44	57.90s (1)	28.74s (1)	-9.9 
5 FASTER THAN DAD	7	22.5m	2:35.57	58.39s (1)	29.18s (1)	-10.5 
8 TWOBOB CRACKER	8	24.4m	2:35.71	57.64s (0)	28.29s (0)	-6.2 
7 BURGHLEY SHARD	9	29.8m	2:36.12	58.22s (1)	29.00s (1)	-14.4 



Sectionals
Powered by



Home of Australian Harness Sectionals
PJ HARNESS ANALYSER

+ RAW DATA + HORSE REPORTS + FREE FRIDAY FACEBOOK TIP














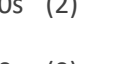
www.pjdata.com.au | admin@pjdata.com.au | www.facebook.com/PJHarnessRacing

RWWA and provider are not responsible for the completeness or accuracy of any of the information contained herein, and makes no representations about its suitability for any purpose.

Gloucester Park Race 2 Distance 1730m

Friday, 1 October 2021

Gross Time: 2:04.40 MileRate: 1:55.70 LeadTime: 7.80s First Qtr: 28.30s Second Qtr: 29.70s Third Qtr: 29.20s Fourth Qtr: 29.40s

No Horse	Plc	Margin	Time	800Time (W)	400 Time (W)	Finish Position and metres gained from 800m
1 EUPHORIA	1	0.0m	2:04.40	58.60s (0)	29.40s (0)	 0.0
4 ZAZU	2	5.4m	2:04.82	58.70s (1)	29.60s (1)	-1.4 
10 CLASSIC CHOICE	3	8.6m	2:05.06	58.72s (0)	29.68s (0)	-1.6 
7 ANVIL ROLLOVER	4	11.3m	2:05.27	57.73s (1)	29.60s (3)	+11.9 
2 RICHIE REACTOR	5	13.3m	2:05.43	58.87s (1)	29.82s (1)	-3.7 
5 HENRIK LARSSON	6	14.2m	2:05.49	58.28s (1)	30.09s (2)	+4.4 
9 REGAL CHEVAL	7	14.6m	2:05.53	57.87s (0)	29.15s (1)	+10.0 
6 THE TIGER ARMY	8	17.5m	2:05.75	58.40s (0)	29.36s (0)	+2.7 
11 IM SPIDERMAN	9	17.7m	2:05.76	59.06s (0)	30.02s (0)	-6.3 
12 LA SULEIMAN	10	18.7m	2:05.84	58.81s (0)	29.77s (0)	-2.9 
3 MASTER LEIGHTON	11	27.4m	2:06.51	59.56s (1)	30.60s (2)	-13.2 
8 CAULONIA ARTY	12	37.9m	2:07.32	59.26s (0)	30.30s (0)	-9.1 



Sectionals
Powered by



Home of Australian Harness Sectionals
PJ HARNESS ANALYSER

+ RAW DATA + HORSE REPORTS + FREE FRIDAY FACEBOOK TIP



www.pjdata.com.au | admin@pjdata.com.au | www.facebook.com/PJHarnessRacing













RWWA and provider are not responsible for the completeness or accuracy of any of the information contained herein, and makes no representations about its suitability for any purpose.

Gloucester Park Race 3 Distance 2130m

Friday, 1 October 2021

Gross Time: 2:35.30 MileRate: 1:57.40 LeadTime: 38.00s First Qtr: 30.40s Second Qtr: 30.50s Third Qtr: 28.40s Fourth Qtr: 28.00s

No Horse	Plc	Margin	Time	800Time (W)	400 Time (W)	Finish Position and metres gained from 800m
8 BORN TO BOOGIE	1	0.0m	2:35.30	55.12s (1)	27.16s (2)	
6 ALICE KAY	2	2.1m	2:35.45	55.87s (1)	27.62s (2)	
3 DOUBLE UP	3	6.6m	2:35.79	56.86s (0)	28.46s (0)	
9 SAVVY BROMAC	4	7.9m	2:35.88	55.37s (1)	27.12s (1)	
5 FANCI A DANCE	5	9.8m	2:36.02	57.02s (1)	28.57s (1)	
7 MY PRAYER	6	13.2m	2:36.27	56.36s (1)	27.85s (1)	
10 SMART FORTUNE	7	19.2m	2:36.71	57.14s (0)	28.08s (0)	
4 JUST MAKEMINE DIAM	8	21.0m	2:36.85	57.49s (1)	28.74s (1)	
2 WHOSWHOINTHEZOO	9	26.3m	2:37.24	57.32s (0)	28.23s (0)	
1 LEAP OF FAITH	10	57.9m	2:39.56	60.16s (0)	31.08s (0)	



Sectionals
Powered by



Home of Australian Harness Sectionals

PJ HARNESS ANALYSER

+ RAW DATA + HORSE REPORTS + FREE FRIDAY FACEBOOK TIP

www.pjdata.com.au | admin@pjdata.com.au | www.facebook.com/PJHarnessRacing















RWWA and provider are not responsible for the completeness or accuracy of any of the information contained herein, and makes no representations about its suitability for any purpose.

Gloucester Park Race 4 Distance 2130m

Friday, 1 October 2021

Gross Time: 2:35.30 MileRate: 1:57.30 LeadTime: 36.50s First Qtr: 30.60s Second Qtr: 29.30s Third Qtr: 28.70s Fourth Qtr: 30.20s

No Horse	Plc	Margin	Time	800Time (W)	400 Time (W)	Finish Position and metres gained from 800m
10 MANDY JOAN	1	0.0m	2:35.30	58.21s (0)	29.28s (0)	 +9.4
7 JASPERVELLABEACH	2	1.3m	2:35.40	58.28s (2)	30.07s (2)	 +8.5
8 PIERRE WHITBY	3	12.7m	2:36.30	58.28s (1)	29.80s (1)	 +8.5
12 ROMAN ART	4	12.9m	2:36.32	58.79s (2)	30.51s (2)	 +1.5
5 WHATABRO	5	12.9m	2:36.32	59.19s (1)	30.25s (1)	 -3.9
2 MY CARBON COPY	6	14.0m	2:36.41	59.92s (0)	31.25s (0)	 -14.0
11 MANNING	7	14.9m	2:36.48	58.97s (0)	30.06s (0)	 -0.9
9 WALSH	8	19.2m	2:36.82	60.26s (1)	31.39s (1)	 -18.6
3 QTOWN RIP ROARING	9	20.8m	2:36.94	59.10s (0)	30.18s (0)	 -2.8
1 SALEAHS COMAND	10	26.1m	2:37.36	60.44s (0)	31.56s (0)	 -21.1
4 BURNING RUBBER	11	31.3m	2:37.78	59.51s (0)	30.90s (2)	 -8.3
6 VESPA	12	44.2m	2:38.80	61.78s (1)	32.44s (2)	 -39.4



Sectionals
Powered by



Home of Australian Harness Sectionals

PJ HARNESS ANALYSER

+ RAW DATA + HORSE REPORTS + FREE FRIDAY FACEBOOK TIP

www.pjdata.com.au | admin@pjdata.com.au | www.facebook.com/PJHarnessRacing



RWWA and provider are not responsible for the completeness or accuracy of any of the information contained herein, and makes no representations about its suitability for any purpose.

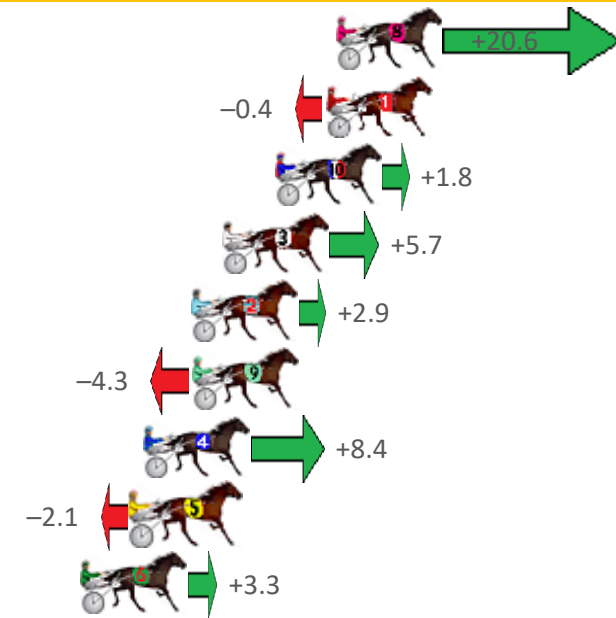
Gloucester Park Race 5 Distance 2130m

Friday, 1 October 2021

Gross Time: 2:34.90 MileRate: 1:57.00 LeadTime: 37.60s First Qtr: 30.60s Second Qtr: 29.50s Third Qtr: 28.10s Fourth Qtr: 29.10s

No Horse	Plc	Margin	Time	800Time (W)	400 Time (W)
8 PERFECT MAJOR	1	0.0m	2:34.90	55.74s (1)	27.77s (2)
1 VAMPIRO	2	0.4m	2:34.93	57.23s (0)	29.13s (1)
10 STAR OF DIAMONDS	3	2.4m	2:35.08	57.07s (0)	29.00s (0)
3 BLUE BLAZER	4	4.5m	2:35.24	56.79s (1)	28.73s (1)
2 ALTA INTRIGUE	5	5.7m	2:35.34	56.99s (0)	28.83s (0)
9 HURRICANE HARLEY	5	5.7m	2:35.34	57.51s (1)	29.45s (2)
4 MEDIEVAL MAN	7	7.6m	2:35.48	56.60s (1)	28.62s (2)
5 TEXAS TIGER	8	8.1m	2:35.52	57.35s (1)	29.30s (1)
6 VIVERE DAMORE	9	10.1m	2:35.67	56.97s (0)	28.82s (1)

Finish Position and metres gained from 800m



Sectionals
Powered by



Home of Australian Harness Sectionals

PJ HARNESS ANALYSER

+ RAW DATA + HORSE REPORTS + FREE FRIDAY FACEBOOK TIP



www.pjdata.com.au | admin@pjdata.com.au | www.facebook.com/PJHarnessRacing

RWWA and provider are not responsible for the completeness or accuracy of any of the information contained herein, and makes no representations about its suitability for any purpose.

Gloucester Park Race 6 Distance 2536m

Friday, 1 October 2021

Gross Time: 3:08.00 MileRate: 1:59.30 LeadTime: 69.70s First Qtr: 30.60s Second Qtr: 29.50s Third Qtr: 28.60s Fourth Qtr: 29.60s

No Horse	Plc	Margin	Time	800Time (W)	400 Time (W)	Finish Position and metres gained from 800m
4 BETTOR COPAGOODON	1	0.0m	3:08.00	58.20s (0)	29.60s (0)	0.0
7 DOUBLE EXPRESSO	2	2.3m	3:08.18	57.89s (2)	29.64s (1)	+4.3
10 MAJOR STARE	3	5.4m	3:08.42	57.91s (0)	29.06s (1)	+4.0
6 RABCHENKO	4	6.0m	3:08.47	57.81s (1)	29.10s (2)	+5.4
2 JESSE ALLWOOD	5	6.3m	3:08.49	58.13s (1)	29.43s (2)	+0.9
5 MINI MINE YET	6	12.1m	3:08.94	57.82s (2)	29.53s (3)	+5.3
9 ALTA RHETT	7	14.4m	3:09.12	58.39s (2)	30.10s (3)	-2.6
12 ROCKNROLL WHITBY	8	15.2m	3:09.18	58.00s (1)	29.42s (1)	+2.8
11 RADIANT AMBER	9	23.8m	3:09.85	58.89s (0)	30.09s (0)	-3.6
1 C C CHEVRON	10	41.6m	3:11.23	60.85s (0)	31.78s (0)	-36.6
8 VALBONNE	11	45.8m	3:11.55	59.85s (1)	31.65s (2)	-22.8
3 MCARDLES GEM	12	71.6m	3:13.56	63.18s (1)	34.24s (1)	-68.8



Sectionals
Powered by



Home of Australian Harness Sectionals
PJ HARNESS ANALYSER

+ RAW DATA + HORSE REPORTS + FREE FRIDAY FACEBOOK TIP

www.pjdata.com.au | admin@pjdata.com.au | www.facebook.com/PJHarnessRacing










RWWA and provider are not responsible for the completeness or accuracy of any of the information contained herein, and makes no representations about its suitability for any purpose.

Gloucester Park Race 7 Distance 2130m

Friday, 1 October 2021

Gross Time: 2:34.10 MileRate: 1:56.40 LeadTime: 37.10s First Qtr: 30.00s Second Qtr: 29.80s Third Qtr: 28.20s Fourth Qtr: 29.00s

No Horse	Plc	Margin	Time	800Time (W)	400 Time (W)	Finish Position and metres gained from 800m
7 HOWARD HUGHES	1	0.0m	2:34.10	57.03s (1)	28.80s (1)	 +2.4
5 BOOM TIME	2	2.0m	2:34.25	57.34s (0)	29.14s (0)	 -2.0
6 IDEAL LINER	3	4.4m	2:34.43	57.02s (1)	28.77s (1)	 +2.6
2 GOTTA GO GABBANA	4	5.7m	2:34.53	56.98s (0)	28.52s (0)	 +3.1
4 ROCK ME OVER	5	13.8m	2:35.15	57.23s (0)	28.75s (1)	 -0.4
1 MATTJESTIC STAR	6	14.5m	2:35.20	57.92s (0)	29.66s (0)	 -10.1
3 LAWRENCE	7	21.0m	2:35.70	57.88s (1)	29.59s (1)	 -9.6



Sectionals
Powered by



Home of Australian Harness Sectionals

PJ HARNESS ANALYSER

+ RAW DATA + HORSE REPORTS + FREE FRIDAY FACEBOOK TIP



www.pjdata.com.au | admin@pjdata.com.au | www.facebook.com/PJHarnessRacing

RWWA and provider are not responsible for the completeness or accuracy of any of the information contained herein, and makes no representations about its suitability for any purpose.

Gloucester Park Race 8 Distance 2536m

Friday, 1 October 2021

Gross Time: 3:14.50 MileRate: 2:03.40 LeadTime: 68.40s First Qtr: 30.80s Second Qtr: 31.10s Third Qtr: 31.90s Fourth Qtr: 32.30s

No Horse	Plc	Margin	Time	800Time (W)	400 Time (W)	Finish Position and metres gained from 800m
4 NO REPUBLIC	1	0.0m	3:14.50	63.69s (1)	32.04s (1)	+6.4
2 TEARS OF JOY	2	3.8m	3:14.82	63.69s (0)	31.96s (1)	+6.4
5 MY MDINA	3	13.1m	3:15.60	63.55s (0)	32.32s (1)	+8.1
3 MALABAR SPUR	4	13.6m	3:15.65	63.86s (1)	32.36s (2)	+4.2
8 MORTICIAN	5	15.8m	3:15.83	64.98s (0)	33.14s (0)	-9.8
9 MR SUNDON	6	16.4m	3:15.88	65.51s (0)	33.62s (0)	-16.4
1 THE MALE MODEL	7	18.0m	3:16.02	64.47s (0)	32.89s (0)	-3.4
7 HAMMERS LAW	8	22.3m	3:16.38	63.87s (1)	32.32s (0)	+4.1
6 ONE BID BUYS	9	41.4m	3:17.99	66.45s (1)	33.91s (1)	-28.2
10 LANSBURY	10	50.5m	3:18.76	66.01s (0)	33.75s (0)	-22.7



Sectionals
Powered by



Home of Australian Harness Sectionals

PJ HARNESS ANALYSER

+ RAW DATA + HORSE REPORTS + FREE FRIDAY FACEBOOK TIP











www.pjdata.com.au | admin@pjdata.com.au | www.facebook.com/PJHarnessRacing

RWWA and provider are not responsible for the completeness or accuracy of any of the information contained herein, and makes no representations about its suitability for any purpose.

Gloucester Park Race 9 Distance 2130m

Friday, 1 October 2021

Gross Time: 2:34.30 MileRate: 1:56.50 LeadTime: 37.20s First Qtr: 30.40s Second Qtr: 29.00s Third Qtr: 28.70s Fourth Qtr: 29.00s

No Horse	Plc	Margin	Time	800Time (W)	400 Time (W)	Finish Position and metres gained from 800m
6 DELIGHTFULL	1	0.0m	2:34.30	57.03s (0)	28.51s (2)	 +9.4
1 BETTOR PACK IT	2	14.3m	2:35.39	58.73s (0)	30.03s (0)	-14.3 
2 IONA DIAMOND	3	15.4m	2:35.47	58.47s (0)	29.81s (0)	-10.8 
8 SAGANO	4	25.3m	2:36.23	58.30s (1)	29.61s (1)	-25.3 
7 MISS LAMARR	5	27.3m	2:36.38	58.68s (0)	30.32s (0)	-13.7 
5 MISS MUCHO	6	30.3m	2:36.61	59.63s (1)	30.92s (1)	-26.9 
4 WEEWAH	7	31.6m	2:36.70	59.09s (1)	30.38s (1)	-19.4 
3 TRINITY BROMAC	8	54.0m	2:38.41	61.00s (1)	31.94s (2)	-46.0 



Sectionals
Powered by



Home of Australian Harness Sectionals
PJ HARNESS ANALYSER

+ RAW DATA + HORSE REPORTS + FREE FRIDAY FACEBOOK TIP









www.pjdata.com.au | admin@pjdata.com.au | www.facebook.com/PJHarnessRacing

RWWA and provider are not responsible for the completeness or accuracy of any of the information contained herein, and makes no representations about its suitability for any purpose.

Gloucester Park Race 10 Distance 1730m

Friday, 1 October 2021

Gross Time: 2:07.10 MileRate: 1:58.30 LeadTime: 8.30s First Qtr: 31.00s Second Qtr: 29.60s Third Qtr: 28.90s Fourth Qtr: 29.30s

No Horse	Plc	Margin	Time	800Time (W)	400 Time (W)	Finish Position and metres gained from 800m
1 BONSTAR	1	0.0m	2:07.10	58.20s (0)	29.30s (0)	 0.0
4 FREE WHEELING	2	10.6m	2:07.91	58.27s (1)	29.75s (1)	-1.0 
5 THE HOPE DIAMOND	3	15.6m	2:08.30	58.24s (1)	29.72s (2)	-0.6 
2 NOWUSEEMERUNIN	4	17.0m	2:08.41	59.10s (0)	29.93s (0)	-12.4 
3 CHERRY ON THE CAKE	5	17.2m	2:08.42	58.74s (0)	29.80s (1)	-7.4 
6 FOLLOW THE ARK	6	24.3m	2:08.97	58.83s (0)	29.99s (2)	-12.7 



Sectionals
Powered by



Home of Australian Harness Sectionals

PJ HARNESS ANALYSER

+ RAW DATA + HORSE REPORTS + FREE FRIDAY FACEBOOK TIP



www.pjdata.com.au | admin@pjdata.com.au | www.facebook.com/PJHarnessRacing

RWWA and provider are not responsible for the completeness or accuracy of any of the information contained herein, and makes no representations about its suitability for any purpose.