

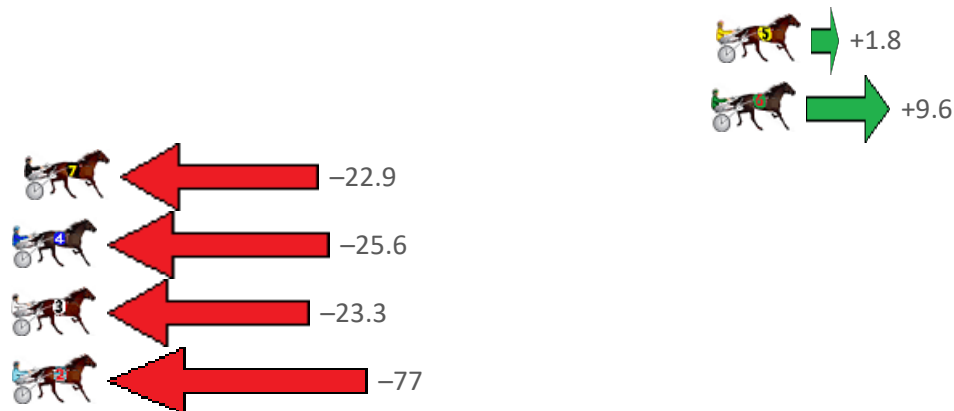
# Albany Race 1 Distance 1832m

Saturday, 21 January 2023

Gross Time: 2:18.40 MileRate: 2:01.60 LeadTime: 14.50s First Qtr: 31.00s Second Qtr: 31.20s Third Qtr: 32.00s Fourth Qtr: 29.70s

NoHorse	Plc	Mar	800 Posi	400 Posi	Time	3rd Qtr	4th Qtr
5 MAJOR DALTON	1	0.0m	1.8m (1)	0.0m (1)	2:18.40	31.86s	29.70s
6 ALEXANDRA THEGRE	2	0.2m	9.8m (1)	8.2m (1)	2:18.42	31.85s	29.11s
7 BRIGGS ON BOND	3	27.5m	4.6m (0)	7.4m (0)	2:20.54	32.27s	31.18s
4 BETTORPAYUP	4	31.4m	5.8m (1)	4.2m (1)	2:20.84	31.96s	31.71s
3 SUB MARINER	5	32.3m	9.0m (0)	12.0m (0)	2:20.91	32.29s	31.20s
2 QUEEN OF STARS	6	76.8m	0.0m (0)	3.0m (0)	2:24.38	32.44s	35.15s

Finish Position and metres gained from 800m



## PJ Harness Analyser

1-week free trial is here to stay

[www.facebook.com/PJHarnessRacing](https://www.facebook.com/PJHarnessRacing)



RISE Digital, Harness Racing Australia nor the provider accepts any responsibility for the completeness or accuracy of any of the information contained herein, and makes no representations about its suitability for any particular purpose. Users should make their own judgements about those matters and/or seek independent advice. You assume all risks associated with use of data provided on this page

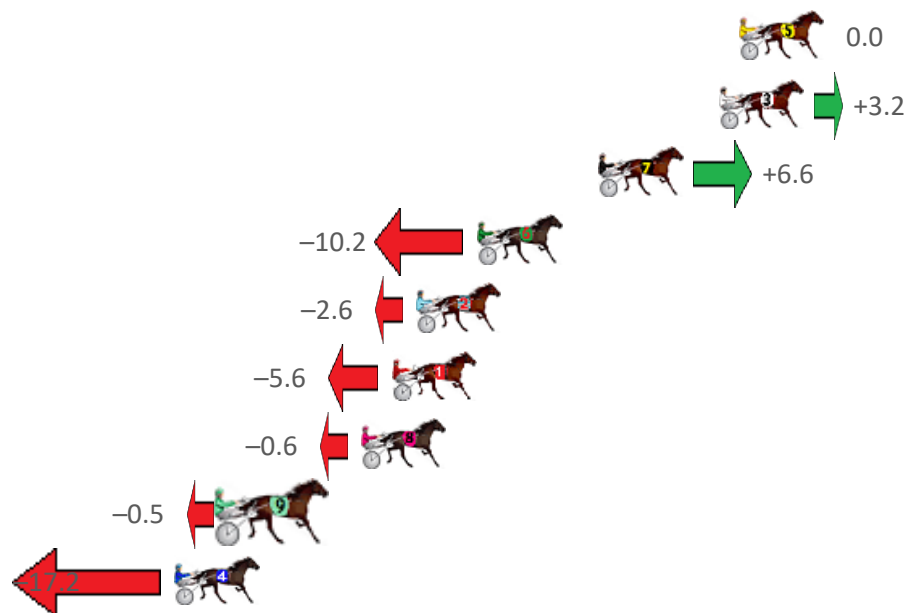
# Albany Race 2 Distance 1832m

Saturday, 21 January 2023

Gross Time: 2:19.00 MileRate: 2:02.10 LeadTime: 14.70s First Qtr: 32.60s Second Qtr: 30.80s Third Qtr: 31.60s Fourth Qtr: 29.30s

NoHorse	Plc	Mar	800 Posi	400 Posi	Time	3rd Qtr	4th Qtr
5 GOTA GOOD WARH	1	0.0m	0.0m (0)	0.0m (0)	2:19.00	31.60s	29.30s
3 GRAPELLIES BOY	2	0.8m	4.0m (0)	4.0m (0)	2:19.06	31.59s	29.07s
7 SPORTS CENTRAL	3	5.6m	12.2m (0)	9.4m (0)	2:19.43	31.38s	29.02s
6 BATHTIME	4	10.4m	0.2m (1)	1.8m (1)	2:19.80	31.75s	29.93s
2 TIGER TOAST	5	12.8m	10.2m (1)	12.4m (1)	2:19.98	31.77s	29.33s
1 PARTY BOY FREDDY	6	13.8m	8.2m (0)	6.4m (1)	2:20.06	31.48s	29.84s
8 TEMPT ME ONCE M	7	15.0m	14.4m (1)	10.0m (3)	2:20.15	31.28s	29.66s
9 MISTER SAUVAGE	8	20.3m	19.8m (1)	15.4m (2)	2:20.56	31.28s	29.66s
4 DEVIOUSLYRICH	9	22.4m	5.2m (1)	9.0m (2)	2:20.72	31.93s	30.28s

Finish Position and metres gained from 800m



## PJ Harness Analyser

1-week free trial is here to stay



[www.facebook.com/PJHarnessRacing](https://www.facebook.com/PJHarnessRacing)

RISE Digital, Harness Racing Australia nor the provider accepts any responsibility for the completeness or accuracy of any of the information contained herein, and makes no representations about its suitability for any particular purpose. Users should make their own judgements about those matters and/or seek independent advice. You assume all risks associated with use of data provided on this page

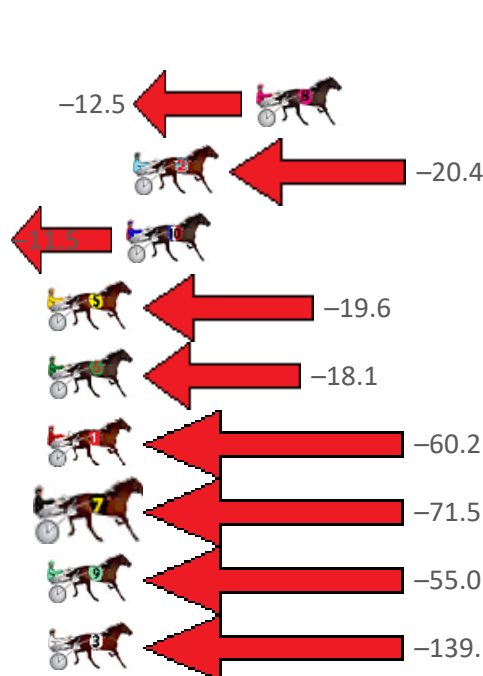
# Albany Race 3 Distance 2265m

Saturday, 21 January 2023

Gross Time: 2:50.30 MileRate: 2:01.00 LeadTime: 48.60s First Qtr: 31.00s Second Qtr: 29.80s Third Qtr: 30.80s Fourth Qtr: 30.10s

NoHorse	Plc	Mar	800 Posi	400 Posi	Time	3rd Qtr	4th Qtr
4 GIRL IN CLOVER	1	0.0m	0.0m (0)	0.0m (0)	2:50.30	30.80s	30.10s
8 PATH OF GOLD	2	19.7m	7.2m (1)	5.6m (1)	2:51.85	30.69s	31.16s
2 ROCKANDROLLARTIS	3	24.6m	4.2m (0)	6.2m (0)	2:52.24	30.97s	31.48s
10 ANOTHERCHOOK	4	24.9m	13.4m (0)	21.6m (1)	2:52.26	31.42s	30.35s
5 JADES FORTUNE	5	36.0m	16.4m (1)	30.2m (3)	2:53.14	31.85s	30.53s
6 SAVE THIS DANCE	6	37.7m	19.6m (0)	27.6m (1)	2:53.27	31.41s	30.86s
1 LAST MINI MINOR	7	69.2m	9.0m (0)	24.8m (0)	2:55.75	32.03s	33.42s
7 MUMMAS LITTLE ST	8	82.9m	11.4m (1)	31.0m (2)	2:56.83	32.33s	33.98s
9 FOLLOW MY STRIDE	9	115.0m	60.0m (0)	75.0m (0)	2:59.37	31.97s	33.09s
3 BATAVIA BOB	10	142.2m	3.2m (1)	33.2m (1)	3:01.51	33.17s	38.26s

Finish Position and metres gained from 800m



## PJ Harness Analyser

1-week free trial is here to stay



[www.facebook.com/PJHarnessRacing](https://www.facebook.com/PJHarnessRacing)

RISE Digital, Harness Racing Australia nor the provider accepts any responsibility for the completeness or accuracy of any of the information contained herein, and makes no representations about its suitability for any particular purpose. Users should make their own judgements about those matters and/or seek independent advice. You assume all risks associated with use of data provided on this page

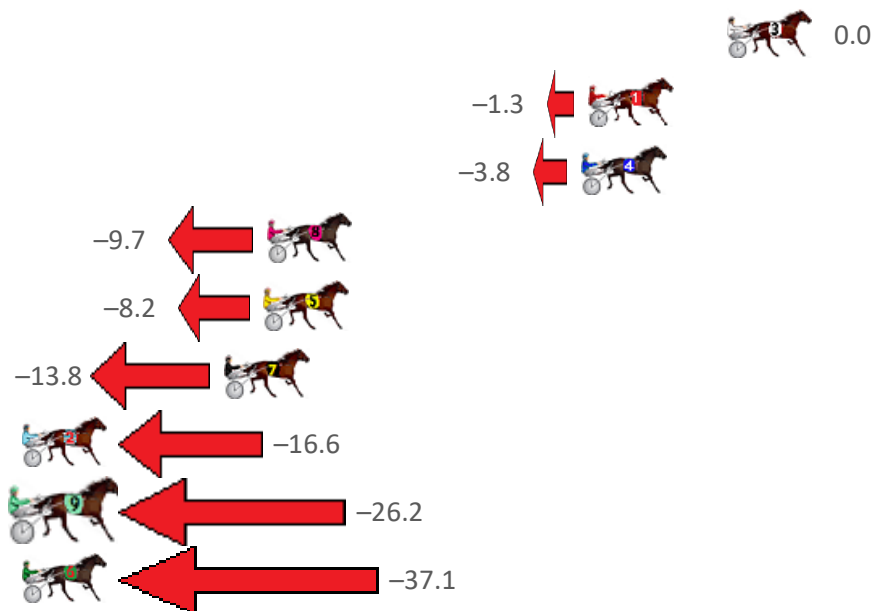
# Albany Race 4 Distance 2265m

Saturday, 21 January 2023

Gross Time: 2:49.90 MileRate: 2:00.70 LeadTime: 49.80s First Qtr: 31.50s Second Qtr: 30.30s Third Qtr: 29.20s Fourth Qtr: 29.10s

NoHorse	Plc	Mar	800 Posi	400 Posi	Time	3rd Qtr	4th Qtr
3 FLEUR DU MAQUIS	1	0.0m	0.0m (0)	0.0m (0)	2:49.90	29.20s	29.10s
1 KEPTAIN COURAGEO	2	5.5m	4.2m (0)	4.4m (0)	2:50.32	29.21s	29.18s
4 HENWOOD BAY	3	5.8m	2.0m (1)	3.6m (1)	2:50.34	29.32s	29.26s
8 BATAVIA BLACKHOLE	4	18.3m	8.6m (0)	8.8m (0)	2:51.30	29.22s	29.79s
5 MAKE IT QUICK	5	18.4m	10.2m (1)	11.4m (3)	2:51.30	29.29s	29.61s
7 DYNAMITE DOLLY	6	20.0m	6.2m (1)	7.8m (1)	2:51.43	29.32s	29.98s
2 SHES A HARLEEQUIN	7	31.6m	15.0m (1)	12.8m (2)	2:52.31	29.04s	30.46s
9 FIREBALL FRIDAY	8	34.6m	8.4m (2)	8.4m (2)	2:52.54	29.20s	31.00s
6 EL JESSIE	9	49.7m	12.6m (0)	15.6m (0)	2:53.69	29.42s	31.57s

Finish Position and metres gained from 800m



## PJ Harness Analyser

1-week free trial is here to stay

[www.facebook.com/PJHarnessRacing](https://www.facebook.com/PJHarnessRacing)



RISE Digital, Harness Racing Australia nor the provider accepts any responsibility for the completeness or accuracy of any of the information contained herein, and makes no representations about its suitability for any particular purpose. Users should make their own judgements about those matters and/or seek independent advice. You assume all risks associated with use of data provided on this page

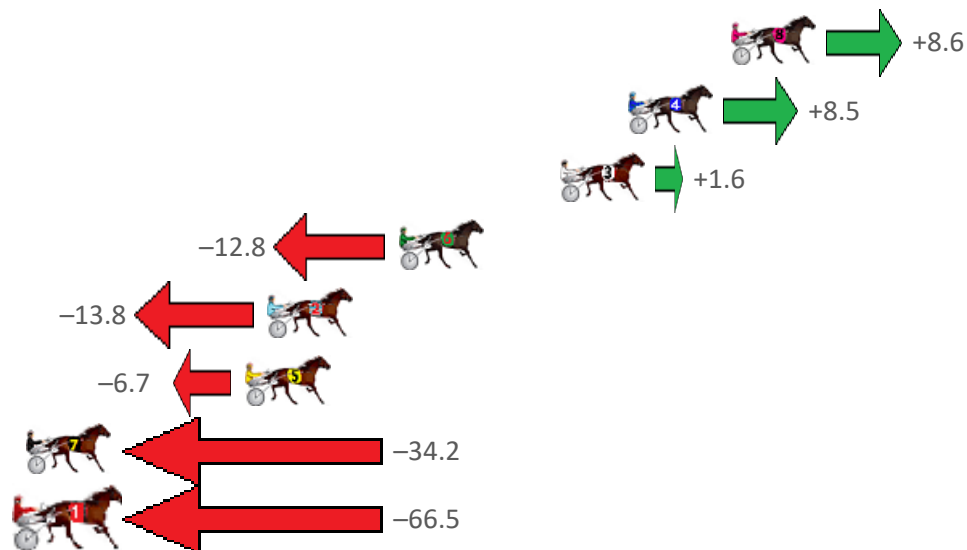
# Albany Race 5 Distance 2265m

Saturday, 21 January 2023

Gross Time: 2:50.20 MileRate: 2:01.00 LeadTime: 48.10s First Qtr: 30.60s Second Qtr: 30.80s Third Qtr: 29.80s Fourth Qtr: 30.90s

NoHorse	Plc	Mar	800 Posi	400 Posi	Time	3rd Qtr	4th Qtr
8 REBLINE	1	0.0m	8.6m (1)	7.6m (2)	2:50.20	29.73s	30.32s
4 MADDY MADDY	2	4.1m	12.6m (1)	11.8m (2)	2:50.53	29.75s	30.31s
3 CRACKA TINNY	3	6.8m	8.4m (0)	8.2m (1)	2:50.75	29.79s	30.79s
6 CAPTAINS COTE	4	13.2m	0.4m (1)	0.0m (1)	2:51.27	29.75s	31.91s
2 SONGKRAN	5	18.4m	4.6m (1)	3.6m (2)	2:51.69	29.70s	32.04s
5 MOVE OVER MISS	6	19.3m	12.6m (0)	12.0m (0)	2:51.76	29.74s	31.46s
7 SANFORD TILLY	7	38.6m	4.4m (0)	4.0m (1)	2:53.32	29.72s	33.56s
1 CAPRICORN JOE	8	66.5m	0.0m (0)	1.6m (0)	2:55.57	29.83s	35.89s

Finish Position and metres gained from 800m



## PJ Harness Analyser

1-week free trial is here to stay

[www.facebook.com/PJHarnessRacing](https://www.facebook.com/PJHarnessRacing)



RISE Digital, Harness Racing Australia nor the provider accepts any responsibility for the completeness or accuracy of any of the information contained herein, and makes no representations about its suitability for any particular purpose. Users should make their own judgements about those matters and/or seek independent advice. You assume all risks associated with use of data provided on this page


# Albany Race 6 Distance 2690m

Saturday, 21 January 2023

Gross Time: 3:23.50 MileRate: 2:01.70 LeadTime: 81.30s First Qtr: 31.30s Second Qtr: 29.30s Third Qtr: 29.00s Fourth Qtr: 32.60s

NoHorse	Plc	Mar	800 Posi	400 Posi	Time	3rd Qtr	4th Qtr
4 UNDER THE ALTA	1	0.0m	0.0m (0)	0.0m (0)	3:23.50	29.00s	32.60s
9 TUX AND TAILS	2	5.9m	4.8m (2)	1.2m (1)	3:24.00	28.70s	32.98s
7 LETS ROCK TONIGHT	3	16.6m	13.0m (0)	14.0m (0)	3:24.91	29.06s	32.81s
1 KOLISI	4	23.0m	8.8m (0)	9.6m (0)	3:25.46	29.00s	33.69s
8 HAVE AGO JOE	5	23.5m	2.2m (1)	5.4m (1)	3:25.50	29.16s	34.07s
10 TUBBS FARQUHAR	6	25.2m	10.6m (2)	19.6m (1)	3:25.64	29.66s	33.05s
3 STEP IT UP	7	30.3m	4.4m (0)	5.4m (0)	3:26.08	28.97s	34.62s
6 HIGHLY FLAMMABLE	8	33.5m	17.2m (0)	26.8m (0)	3:26.35	29.71s	33.14s
5 MANDOZA	9	50.3m	18.6m (1)	25.8m (2)	3:27.78	29.44s	34.59s
2 ONLY FIVE STARZZZ	10	62.2m	7.0m (1)	29.4m (1)	3:28.79	30.57s	35.26s

Finish Position and metres gained from 800m



## PJ Harness Analyser

1-week free trial is here to stay



[www.facebook.com/PJHarnessRacing](https://www.facebook.com/PJHarnessRacing)

RISE Digital, Harness Racing Australia nor the provider accepts any responsibility for the completeness or accuracy of any of the information contained herein, and makes no representations about its suitability for any particular purpose. Users should make their own judgements about those matters and/or seek independent advice. You assume all risks associated with use of data provided on this page

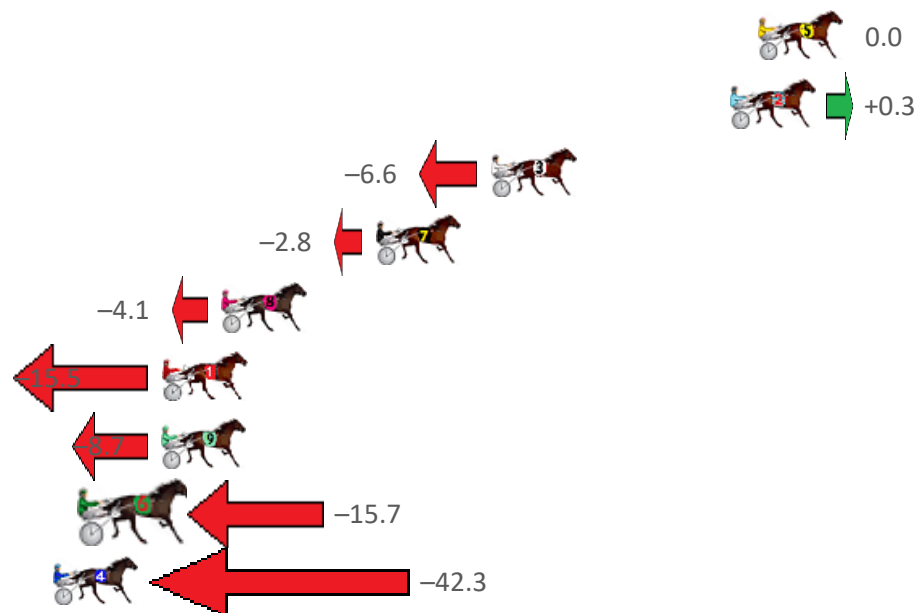
# Albany Race 7 Distance 1832m

Saturday, 21 January 2023

Gross Time: 2:16.30 MileRate: 1:59.70 LeadTime: 13.30s First Qtr: 31.80s Second Qtr: 31.50s Third Qtr: 29.30s Fourth Qtr: 30.40s

NoHorse	Plc	Mar	800 Posi	400 Posi	Time	3rd Qtr	4th Qtr
5 ROCKINTHEBOX	1	0.0m	0.0m (0)	0.0m (0)	2:16.30	29.30s	30.40s
2 WATTABOUT RIOLI	2	1.1m	1.4m (1)	2.2m (1)	2:16.39	29.36s	30.32s
3 SOHO CASH	3	10.6m	4.0m (0)	4.6m (0)	2:17.14	29.34s	30.85s
7 SANFORD HARRY	4	15.2m	12.4m (0)	11.6m (0)	2:17.51	29.24s	30.67s
8 HOW GOUDA SHE	5	21.3m	17.2m (0)	18.6m (0)	2:17.99	29.40s	30.60s
1 CYBER STORM	6	23.7m	8.2m (0)	11.2m (1)	2:18.19	29.51s	31.34s
9 TWENTYNINE TWELV	7	23.7m	15.0m (1)	18.6m (2)	2:18.19	29.56s	30.79s
6 ALTA CAMINO	8	26.5m	10.8m (1)	14.4m (2)	2:18.41	29.55s	31.31s
4 SANFORD LORETTA	9	48.9m	6.6m (1)	17.4m (1)	2:20.19	30.06s	32.78s

Finish Position and metres gained from 800m



**PJ Harness Analyser**  
1-week free trial is here to stay

[www.facebook.com/PJHarnessRacing](https://www.facebook.com/PJHarnessRacing)



RISE Digital, Harness Racing Australia nor the provider accepts any responsibility for the completeness or accuracy of any of the information contained herein, and makes no representations about its suitability for any particular purpose. Users should make their own judgements about those matters and/or seek independent advice. You assume all risks associated with use of data provided on this page



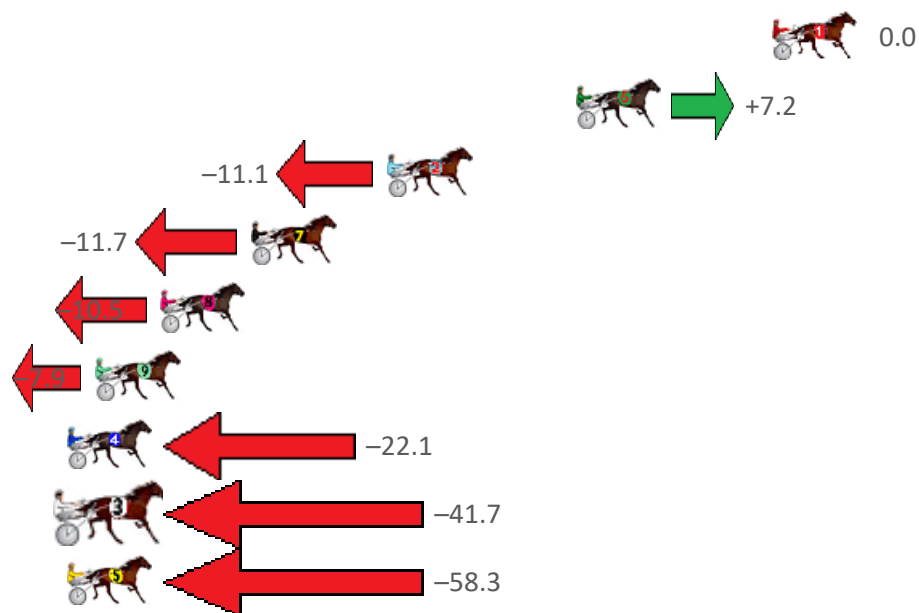
# Albany Race 8 Distance 1832m

Saturday, 21 January 2023

Gross Time: 2:20.10 MileRate: 2:03.00 LeadTime: 14.10s First Qtr: 34.10s Second Qtr: 31.70s Third Qtr: 30.30s Fourth Qtr: 29.90s

NoHorse	Plc	Mar	800 Posi	400 Posi	Time	3rd Qtr	4th Qtr
1 PINK PARADE	1	0.0m	0.0m (0)	0.0m (0)	2:20.10	30.30s	29.90s
6 DUKES EMPIRE	2	7.8m	15.0m (1)	9.8m (2)	2:20.71	29.91s	29.75s
2 BATAVIA JANE	3	15.3m	4.2m (0)	4.0m (0)	2:21.30	30.29s	30.74s
7 JUST A PET	4	20.7m	9.0m (0)	8.0m (0)	2:21.72	30.23s	30.84s
8 SPEED FORCE	5	24.3m	13.8m (0)	12.6m (0)	2:22.00	30.22s	30.77s
9 ALL AFTER MIDNIGHT	6	26.9m	19.0m (0)	17.0m (0)	2:22.21	30.16s	30.64s
4 SHEZA ADDA	7	32.5m	10.4m (1)	11.0m (1)	2:22.65	30.36s	31.50s
3 LADY JAMAR	8	47.9m	6.2m (1)	7.4m (1)	2:23.85	30.41s	32.91s
5 SHES A LUCKY PENN	9	59.7m	1.4m (1)	2.8m (1)	2:24.78	30.43s	34.13s

Finish Position and metres gained from 800m



## PJ Harness Analyser

1-week free trial is here to stay



[www.facebook.com/PJHarnessRacing](https://www.facebook.com/PJHarnessRacing)

RISE Digital, Harness Racing Australia nor the provider accepts any responsibility for the completeness or accuracy of any of the information contained herein, and makes no representations about its suitability for any particular purpose. Users should make their own judgements about those matters and/or seek independent advice. You assume all risks associated with use of data provided on this page