

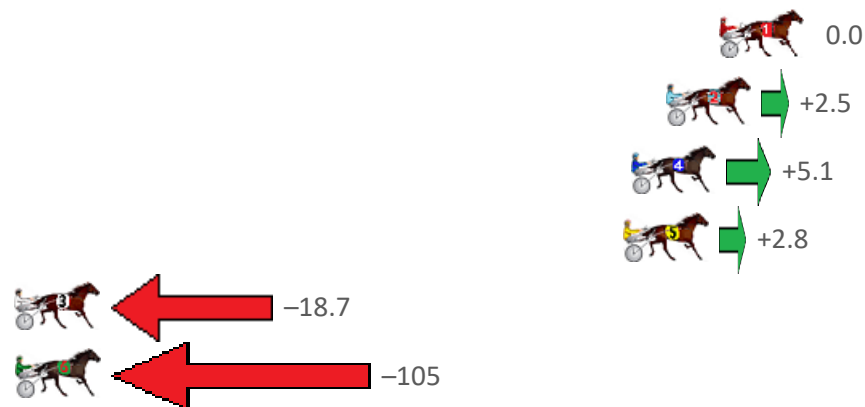
Bunbury Race 1 Distance 2100m

Wednesday, 14 June 2023

Gross Time: 2:41.40 MileRate: 2:03.70 LeadTime: 38.10s First Qtr: 32.80s Second Qtr: 32.00s Third Qtr: 29.80s Fourth Qtr: 28.70s

NoHorse	Plc	Mar	800 Posi	400 Posi	Time	3rd Qtr	4th Qtr
1 SHESGOTHEREYES	1	0.0m	0.0m (0)	0.0m (0)	2:41.40	29.80s	28.70s
2 JORDANO	2	2.1m	4.6m (0)	6.4m (0)	2:41.56	29.93s	28.39s
4 MAJIC BAY	3	3.5m	8.6m (0)	10.8m (0)	2:41.66	29.95s	28.18s
5 BROOKLAND BOY	4	3.8m	6.6m (1)	6.6m (1)	2:41.69	29.80s	28.50s
3 TOP SHELF JAMIESO	5	29.5m	10.8m (1)	11.2m (1)	2:43.62	29.85s	30.01s
6 THINGS CHANGE	6	138.9m	34.0m (0)	20.2m (0)	2:51.87	28.96s	37.17s

Finish Position and metres gained from 800m



PJ Harness Analyser

Sectional Analysis Software – Not just a formguide!

www.facebook.com/PJHarnessRacing



RISE Digital, Harness Racing Australia nor the provider accepts any responsibility for the completeness or accuracy of any of the information contained herein, and makes no representations about its suitability for any particular purpose. Users should make their own judgements about those matters and/or seek independent advice. You assume all risks associated with use of data provided on this page

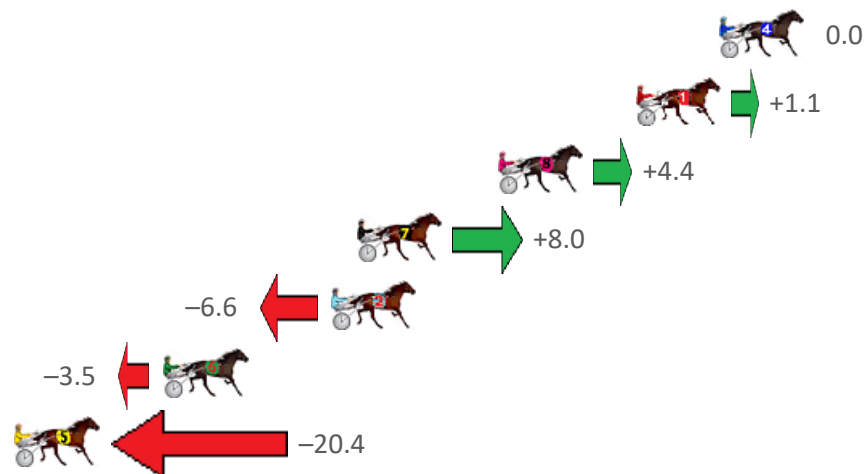
Bunbury Race 2 Distance 2100m

Wednesday, 14 June 2023

Gross Time: 2:35.60 MileRate: 1:59.20 LeadTime: 36.30s First Qtr: 30.50s Second Qtr: 30.80s Third Qtr: 29.90s Fourth Qtr: 28.10s

NoHorse	Plc	Mar	800 Posi	400 Posi	Time	3rd Qtr	4th Qtr
4 PUREST COPPER	1	0.0m	0.0m (0)	0.0m (0)	2:35.60	29.90s	28.10s
1 SPIRITOFANANGEL	2	3.3m	4.4m (0)	4.0m (0)	2:35.84	29.87s	28.05s
8 EILEENMAY	3	8.8m	13.2m (0)	12.6m (0)	2:36.25	29.85s	27.83s
7 THORIUM ENERGY	4	14.4m	22.4m (1)	9.8m (1)	2:36.66	29.00s	28.42s
2 FLASH MOB	5	15.4m	8.8m (0)	8.4m (0)	2:36.74	29.89s	28.59s
6 JUSTFOLLOWMEHO	6	22.1m	18.6m (0)	5.4m (1)	2:37.23	28.99s	29.27s
5 ADVANCE STRIKE	7	43.8m	23.4m (0)	30.0m (0)	2:38.83	30.41s	29.06s

Finish Position and metres gained from 800m



PJ Harness Analyser

Sectional Analysis Software – Not just a formguide!

www.facebook.com/PJHarnessRacing



RISE Digital, Harness Racing Australia nor the provider accepts any responsibility for the completeness or accuracy of any of the information contained herein, and makes no representations about its suitability for any particular purpose. Users should make their own judgements about those matters and/or seek independent advice. You assume all risks associated with use of data provided on this page

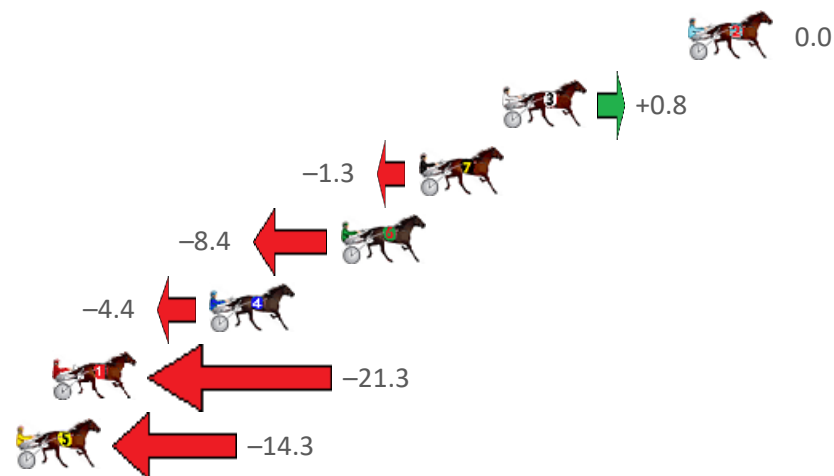
Bunbury Race 3 Distance 2100m

Wednesday, 14 June 2023

Gross Time: 2:33.60 MileRate: 1:57.70 LeadTime: 36.10s First Qtr: 31.20s Second Qtr: 30.10s Third Qtr: 28.40s Fourth Qtr: 27.80s

NoHorse	Plc	Mar	800 Posi	400 Posi	Time	3rd Qtr	4th Qtr
2 MISS SASSY	1	0.0m	0.0m (0)	0.0m (0)	2:33.60	28.40s	27.80s
3 SUNSHINE SWIFT	2	7.4m	8.2m (0)	9.4m (0)	2:34.14	28.48s	27.66s
7 IDEALINGOLD	3	10.7m	9.4m (1)	6.2m (1)	2:34.38	28.18s	28.11s
6 MALAKIE	4	13.8m	5.4m (1)	2.0m (1)	2:34.61	28.17s	28.62s
4 OLLIE OLIVER	5	19.0m	14.6m (1)	11.6m (1)	2:34.99	28.20s	28.31s
1 DOVE CRY	6	25.3m	4.0m (0)	5.2m (0)	2:35.45	28.50s	29.19s
5 ROCKIN JETSTAR	7	26.7m	12.4m (0)	14.6m (0)	2:35.55	28.56s	28.64s

Finish Position and metres gained from 800m



PJ Harness Analyser

Sectional Analysis Software – Not just a formguide!

www.facebook.com/PJHarnessRacing



RISE Digital, Harness Racing Australia nor the provider accepts any responsibility for the completeness or accuracy of any of the information contained herein, and makes no representations about its suitability for any particular purpose. Users should make their own judgements about those matters and/or seek independent advice. You assume all risks associated with use of data provided on this page

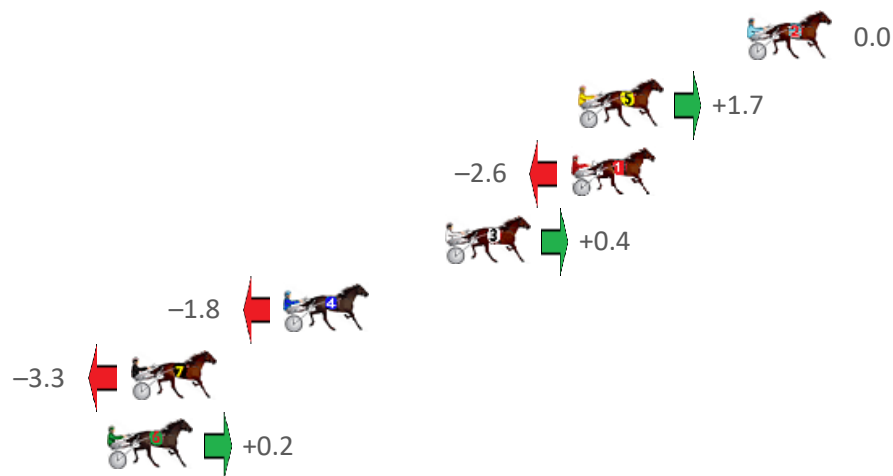
Bunbury Race 4 Distance 2100m

Wednesday, 14 June 2023

Gross Time: 2:32.30 MileRate: 1:56.70 LeadTime: 36.10s First Qtr: 31.50s Second Qtr: 30.10s Third Qtr: 28.20s Fourth Qtr: 26.40s

NoHorse	Plc	Mar	800 Posi	400 Posi	Time	3rd Qtr	4th Qtr
2 SKYLORD	1	0.0m	0.0m (0)	0.0m (0)	2:32.30	28.20s	26.40s
5 PAUL EDWARD	2	6.7m	8.4m (0)	7.4m (1)	2:32.77	28.13s	26.35s
1 SHELL SHOCK	3	7.0m	4.4m (0)	4.2m (0)	2:32.79	28.19s	26.58s
3 WILLIAM GEES LEGA	4	12.0m	12.4m (0)	12.6m (0)	2:33.14	28.21s	26.36s
4 MISTER RIDGEWELL	5	18.4m	16.6m (0)	16.6m (0)	2:33.58	28.20s	26.52s
7 CUT N RUN	6	24.5m	21.2m (0)	15.6m (1)	2:34.01	27.84s	26.98s
6 RAMBO RABBIT	7	25.4m	25.6m (0)	20.4m (1)	2:34.07	27.86s	26.73s

Finish Position and metres gained from 800m



PJ Harness Analyser

Sectional Analysis Software – Not just a formguide!

www.facebook.com/PJHarnessRacing



RISE Digital, Harness Racing Australia nor the provider accepts any responsibility for the completeness or accuracy of any of the information contained herein, and makes no representations about its suitability for any particular purpose. Users should make their own judgements about those matters and/or seek independent advice. You assume all risks associated with use of data provided on this page

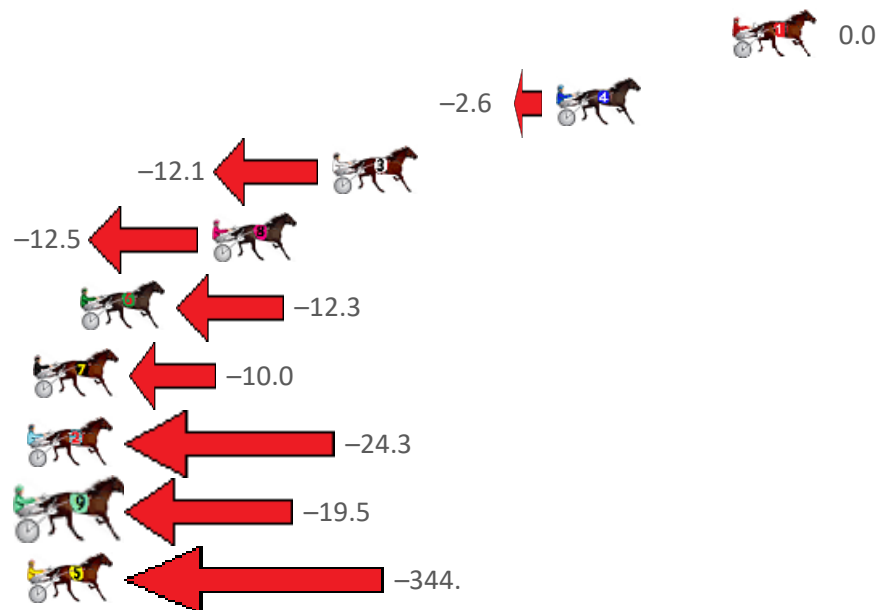
Bunbury Race 5 Distance 1609m

Wednesday, 14 June 2023

Gross Time: 1:54.50 MileRate: 1:54.50 LeadTime: 0.00s First Qtr: 27.90s Second Qtr: 29.50s Third Qtr: 28.60s Fourth Qtr: 28.60s

NoHorse	Plc	Mar	800 Posi	400 Posi	Time	3rd Qtr	4th Qtr
1 CALLMEWHATUWAN	1	0.0m	0.0m (0)	0.0m (0)	1:54.50	28.60s	28.60s
4 ELEPHANT ROCK	2	7.0m	4.4m (0)	4.2m (0)	1:55.03	28.59s	28.80s
3 COLD HARD CASH	3	15.9m	3.8m (1)	3.6m (1)	1:55.69	28.59s	29.47s
8 SWEET SASSYMOLAS	4	20.7m	8.2m (1)	8.0m (1)	1:56.05	28.59s	29.50s
6 FOUR STARZZZ HAW	5	25.9m	13.6m (0)	15.8m (1)	1:56.45	28.76s	29.32s
7 MISTA MANGELS	6	27.8m	17.8m (0)	19.2m (0)	1:56.59	28.70s	29.21s
2 DUSTYROADS	7	33.3m	9.0m (0)	12.2m (0)	1:57.00	28.83s	30.10s
9 PADDITUDE	8	40.3m	20.8m (1)	19.6m (2)	1:57.53	28.51s	30.07s
5 SON OF STARSKY	9	357.5m	13.0m (1)	240.0m (0)	2:21.35	44.74s	36.95s

Finish Position and metres gained from 800m



PJ Harness Analyser

Sectional Analysis Software – Not just a formguide!

www.facebook.com/PJHarnessRacing



RISE Digital, Harness Racing Australia nor the provider accepts any responsibility for the completeness or accuracy of any of the information contained herein, and makes no representations about its suitability for any particular purpose. Users should make their own judgements about those matters and/or seek independent advice. You assume all risks associated with use of data provided on this page

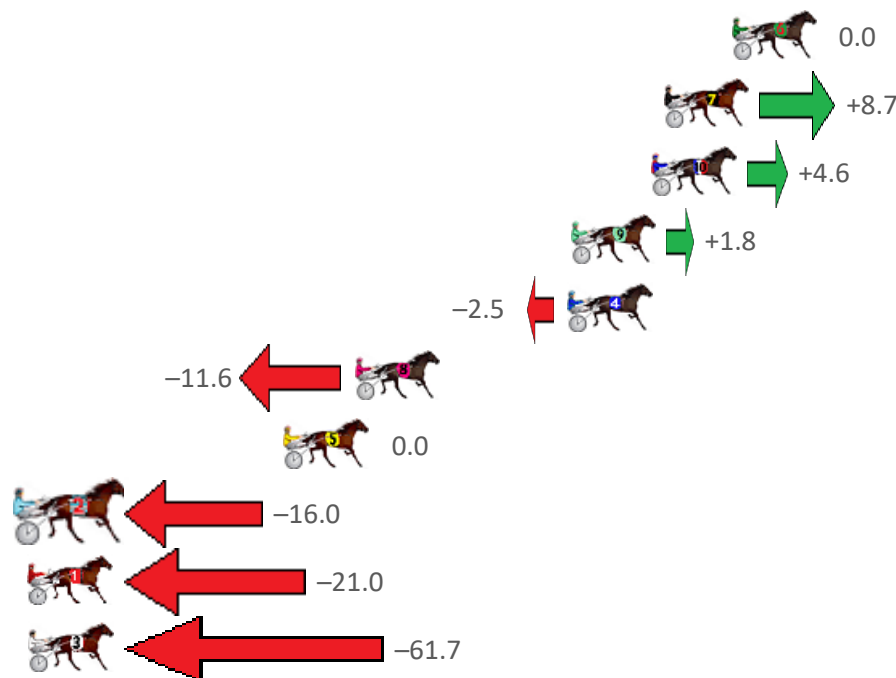
Bunbury Race 6 Distance 2503m

Wednesday, 14 June 2023

Gross Time: 3:10.60 MileRate: 2:01.10 LeadTime: 72.10s First Qtr: 31.40s Second Qtr: 30.00s Third Qtr: 29.10s Fourth Qtr: 28.00s

NoHorse	Plc	Mar	800 Posi	400 Posi	Time	3rd Qtr	4th Qtr
6 NAVY STREET	1	0.0m	0.0m (0)	0.0m (0)	3:10.60	29.10s	28.00s
7 TIGER BY THE TAIL	2	2.7m	11.4m (1)	6.6m (3)	3:10.80	28.75s	27.73s
10 ICANBOLT	3	3.2m	7.8m (1)	6.6m (2)	3:10.84	29.01s	27.76s
9 HI TOMMY	4	6.4m	8.2m (0)	8.0m (0)	3:11.07	29.08s	27.89s
4 HOMECOMING QUE	5	6.5m	4.0m (0)	4.0m (0)	3:11.08	29.10s	28.17s
8 CHRYSOPRASE	6	15.0m	3.4m (1)	7.6m (1)	3:11.70	29.41s	28.52s
5 MAJOR AMIGO	7	17.8m	17.8m (0)	20.0m (1)	3:11.91	29.25s	27.85s
2 MR CHIP	8	30.4m	14.4m (2)	3.6m (1)	3:12.84	28.37s	29.87s
1 CAPTAIN DANDI	9	34.0m	13.0m (0)	13.0m (0)	3:13.10	29.13s	29.46s
3 SUNNIE BEACH	10	83.5m	21.8m (0)	21.8m (0)	3:16.75	29.18s	32.29s

Finish Position and metres gained from 800m



PJ Harness Analyser

Sectional Analysis Software - Not just a formguide!

www.facebook.com/PJHarnessRacing



RISE Digital, Harness Racing Australia nor the provider accepts any responsibility for the completeness or accuracy of any of the information contained herein, and makes no representations about its suitability for any particular purpose. Users should make their own judgements about those matters and/or seek independent advice. You assume all risks associated with use of data provided on this page


Bunbury Race 7 Distance 1609m

Wednesday, 14 June 2023

Gross Time: 1:57.90 MileRate: 1:57.90 LeadTime: 0.00s First Qtr: 29.00s Second Qtr: 31.20s Third Qtr: 29.30s Fourth Qtr: 28.50s

NoHorse	Plc	Mar	800 Posi	400 Posi	Time	3rd Qtr	4th Qtr
5 TA IN ADVANCE	1	0.0m	15.2m (1)	0.0m (2)	1:57.90	28.21s	28.50s
8 RELIM	2	3.4m	8.8m (0)	11.0m (0)	1:58.15	29.45s	27.96s
1 SHAKIRA BLUE	3	5.3m	4.4m (0)	6.4m (0)	1:58.30	29.44s	28.42s
7 THEREUGO	4	5.7m	0.0m (0)	1.0m (0)	1:58.33	29.38s	28.83s
2 AMERICAN ROCK	5	9.5m	2.8m (1)	3.2m (1)	1:58.61	29.34s	28.95s
4 GOV STARZZZ	6	14.4m	12.4m (0)	15.2m (0)	1:58.98	29.50s	28.44s
3 GRAPELLIES BOY	7	14.6m	11.0m (1)	12.2m (1)	1:58.99	29.39s	28.67s
6 RODGER JAMES	8	15.0m	16.2m (0)	16.4m (1)	1:59.02	29.31s	28.40s
9 MAL BOY	9	19.4m	7.0m (1)	7.6m (1)	1:59.35	29.35s	29.34s

Finish Position and metres gained from 800m



PJ Harness Analyser

Sectional Analysis Software - Not just a formguide!

www.facebook.com/PJHarnessRacing



RISE Digital, Harness Racing Australia nor the provider accepts any responsibility for the completeness or accuracy of any of the information contained herein, and makes no representations about its suitability for any particular purpose. Users should make their own judgements about those matters and/or seek independent advice. You assume all risks associated with use of data provided on this page