


Central Wheatbelt Race 1 Distance 1730m

Sunday, 4 June 2023

Gross Time: 2:10.70 MileRate: 2:01.60 LeadTime: 9.10s First Qtr: 30.10s Second Qtr: 30.20s Third Qtr: 29.60s Fourth Qtr: 31.70s

NoHorse	Plc	Mar	800 Posi	400 Posi	Time	3rd Qtr	4th Qtr
9 HOT CINDER	1	0.0m	11.0m (1)	8.4m (3)	2:10.70	29.43s	31.06s
1 OBSERVATION	2	0.4m	0.0m (0)	0.0m (0)	2:10.73	29.60s	31.73s
3 ALTA EGO	3	0.5m	1.5m (1)	2.0m (1)	2:10.74	29.64s	31.59s
10 THATS SO FETCH	4	2.7m	10.7m (0)	7.8m (1)	2:10.92	29.40s	31.33s
2 DUKES EMPIRE	5	4.5m	5.0m (0)	4.7m (0)	2:11.07	29.59s	31.71s
6 SAVE THIS DANCE	6	4.5m	14.8m (0)	11.8m (0)	2:11.07	29.41s	31.17s
8 CHASING COOPER	7	5.3m	5.9m (1)	7.4m (2)	2:11.14	29.74s	31.57s
4 SANFORD BART	8	16.5m	17.0m (1)	16.0m (0)	2:12.07	29.57s	31.85s
5 SUMO TOMO	9	18.8m	0.1m (2)	3.5m (2)	2:12.26	29.86s	32.99s

Finish Position and metres gained from 800m





PJ Harness Analyser

Sectional Analysis Software - Not just a formguide!

www.facebook.com/PJHarnessRacing



RISE Digital, Harness Racing Australia nor the provider accepts any responsibility for the completeness or accuracy of any of the information contained herein, and makes no representations about its suitability for any particular purpose. Users should make their own judgements about those matters and/or seek independent advice. You assume all risks associated with use of data provided on this page

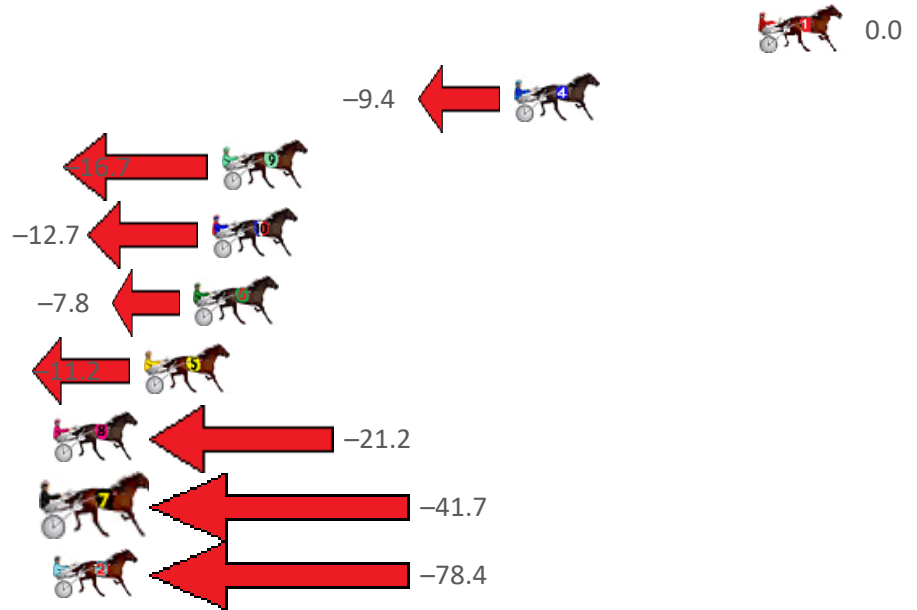
Central Wheatbelt Race 2 Distance 1730m

Sunday, 4 June 2023

Gross Time: 2:08.80 MileRate: 1:59.80 LeadTime: 9.00s First Qtr: 29.40s Second Qtr: 30.90s Third Qtr: 29.60s Fourth Qtr: 29.90s

NoHorse	Plc	Mar	800 Posi	400 Posi	Time	3rd Qtr	4th Qtr
1 BLAZIN BEAUTY	1	0.0m	0.0m (0)	0.0m (0)	2:08.80	29.60s	29.90s
4 TORREVEAN AMY	2	9.7m	0.3m (1)	5.8m (0)	2:09.56	30.01s	30.23s
9 SUAREZ	3	21.3m	4.6m (1)	6.5m (1)	2:10.47	29.74s	31.09s
10 THEREUGO	4	21.7m	9.0m (1)	11.7m (1)	2:10.50	29.80s	30.74s
6 VELVET SHADOW	5	22.4m	14.6m (0)	17.2m (1)	2:10.55	29.80s	30.38s
5 BATAVIA PLAYBOY	6	24.4m	13.2m (1)	16.2m (2)	2:10.71	29.83s	30.62s
8 AMERICAN VOODOO	7	30.7m	9.5m (0)	18.7m (0)	2:11.20	30.28s	30.92s
7 GIRLFROMDANDALU	8	46.1m	4.4m (0)	13.9m (0)	2:12.41	30.31s	32.48s
2 BOSTON ROB	9	186.6m	108.2m (0)	123.2m (0)	2:23.42	30.75s	35.41s

Finish Position and metres gained from 800m





PJ Harness Analyser

Sectional Analysis Software - Not just a formguide!

www.facebook.com/PJHarnessRacing



RISE Digital, Harness Racing Australia nor the provider accepts any responsibility for the completeness or accuracy of any of the information contained herein, and makes no representations about its suitability for any particular purpose. Users should make their own judgements about those matters and/or seek independent advice. You assume all risks associated with use of data provided on this page

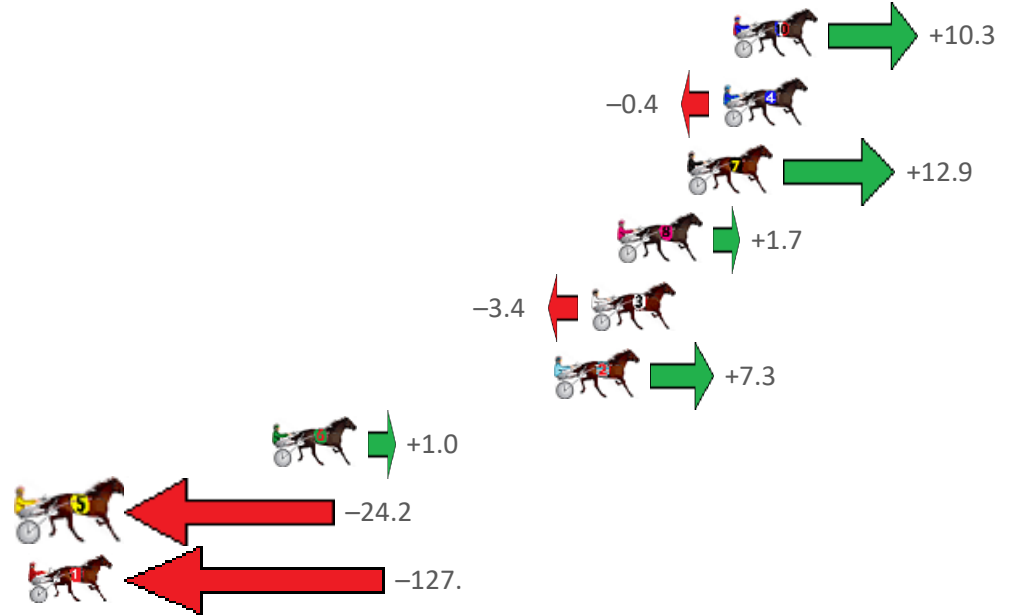
Central Wheatbelt Race 3 Distance 2130m

Sunday, 4 June 2023

Gross Time: 2:40.60 MileRate: 2:01.40 LeadTime: 37.80s First Qtr: 30.90s Second Qtr: 30.50s Third Qtr: 29.60s Fourth Qtr: 31.80s

NoHorse	Plc	Mar	800 Posi	400 Posi	Time	3rd Qtr	4th Qtr
10 BATAVIA STREAMLIN	1	0.0m	10.3m (1)	10.0m (1)	2:40.60	29.60s	31.04s
4 EL JESSIE	2	0.4m	0.0m (0)	0.0m (0)	2:40.63	29.60s	31.83s
7 BATAVIA BLACKHOLE	3	1.8m	14.7m (1)	13.9m (1)	2:40.75	29.58s	30.89s
8 LETS ROCK TONIGHT	4	4.6m	6.3m (1)	6.1m (1)	2:40.98	29.60s	31.72s
3 MAESTRO BELLINI	5	5.6m	2.2m (1)	1.6m (1)	2:41.07	29.56s	32.14s
2 MADDY MADDY	6	7.1m	14.4m (0)	18.5m (0)	2:41.19	29.95s	30.98s
6 SPORTS CENTRAL	7	18.3m	19.3m (0)	18.1m (1)	2:42.12	29.56s	31.94s
5 TENACIOUS GEORGE	8	29.4m	5.2m (0)	11.4m (0)	2:43.04	30.09s	33.37s
1 SECOND AMENDME	9	137.4m	10.1m (0)	23.7m (0)	2:52.01	30.67s	41.40s

Finish Position and metres gained from 800m





PJ Harness Analyser

Sectional Analysis Software - Not just a formguide!

www.facebook.com/PJHarnessRacing



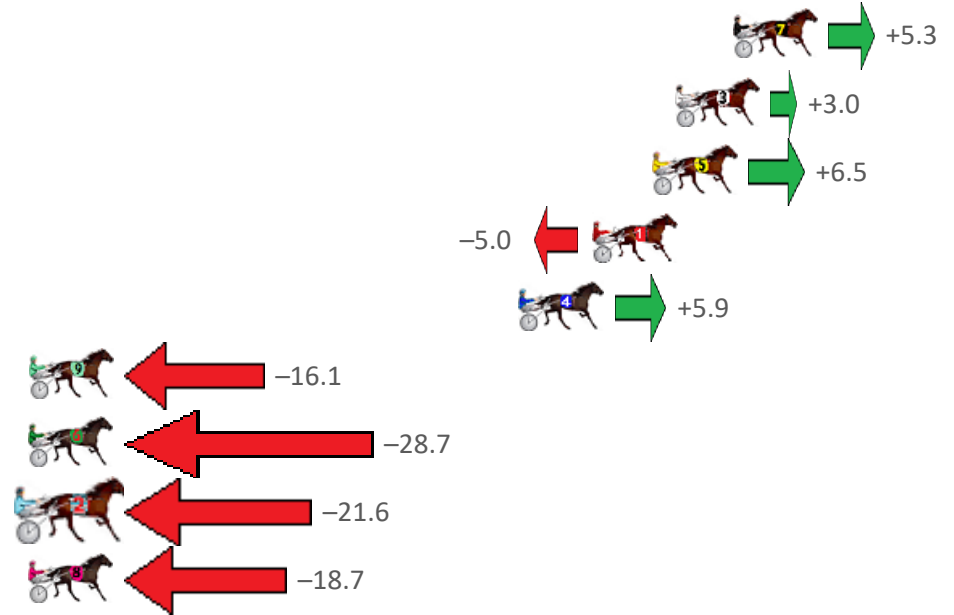
Central Wheatbelt Race 4 Distance 2130m

Sunday, 4 June 2023

Gross Time: 2:41.10 MileRate: 2:01.70 LeadTime: 38.60s First Qtr: 32.40s Second Qtr: 31.20s Third Qtr: 29.10s Fourth Qtr: 29.80s

NoHorse	Plc	Mar	800 Posi	400 Posi	Time	3rd Qtr	4th Qtr
7 BELLS FOOL	1	0.0m	5.3m (0)	4.5m (0)	2:41.10	29.05s	29.47s
3 DAZZLING JEWEL	2	2.3m	5.3m (1)	0.0m (1)	2:41.28	28.72s	29.98s
5 STARS OF GOLD	3	3.2m	9.7m (0)	9.7m (0)	2:41.35	29.11s	29.34s
1 GOTA GOOD WARH	4	5.6m	0.6m (0)	0.1m (0)	2:41.54	29.07s	30.23s
4 JADES FORTUNE	5	8.5m	14.4m (0)	14.9m (0)	2:41.76	29.15s	29.38s
9 SANFORD HARRY	6	28.6m	12.5m (2)	7.0m (2)	2:43.33	28.71s	31.52s
6 KRAKKA LIGHTNING	7	28.7m	0.0m (1)	5.2m (1)	2:43.34	29.48s	31.66s
2 BOLD JACKIE	8	31.6m	10.0m (1)	9.3m (1)	2:43.57	29.06s	31.59s
8 ADDA PARIS	9	32.5m	13.8m (1)	16.7m (1)	2:43.64	29.32s	31.12s

Finish Position and metres gained from 800m





PJ Harness Analyser

Sectional Analysis Software - Not just a formguide!

www.facebook.com/PJHarnessRacing



RISE Digital, Harness Racing Australia nor the provider accepts any responsibility for the completeness or accuracy of any of the information contained herein, and makes no representations about its suitability for any particular purpose. Users should make their own judgements about those matters and/or seek independent advice. You assume all risks associated with use of data provided on this page

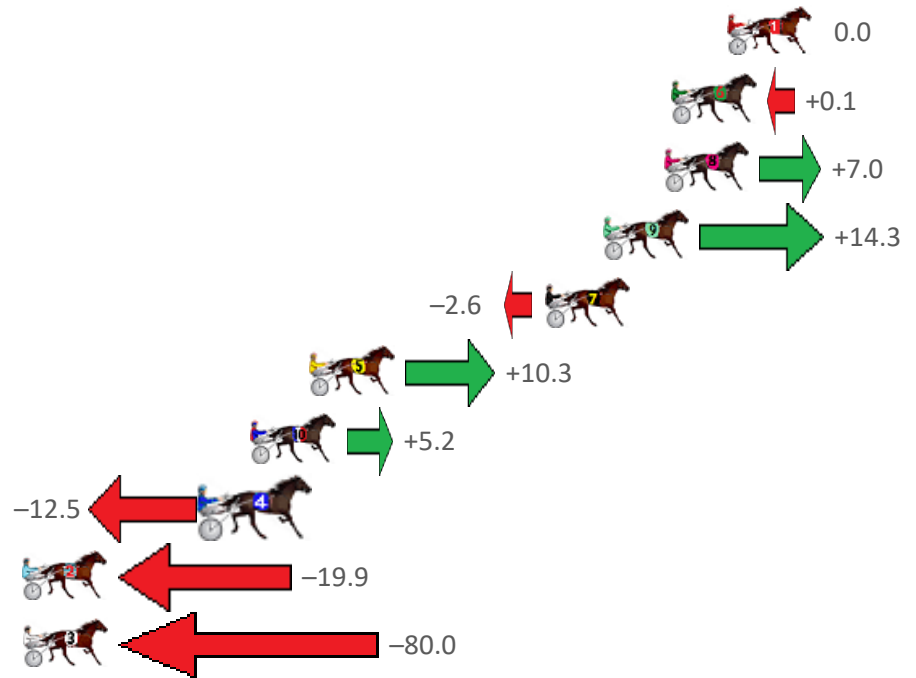
Central Wheatbelt Race 5 Distance 2130m

Sunday, 4 June 2023

Gross Time: 2:38.60 MileRate: 1:59.80 LeadTime: 38.70s First Qtr: 30.80s Second Qtr: 30.10s Third Qtr: 28.10s Fourth Qtr: 30.90s

NoHorse	Plc	Mar	800 Posi	400 Posi	Time	3rd Qtr	4th Qtr
1 ALTA HURRAH	1	0.0m	0.0m (0)	0.0m (0)	2:38.60	28.10s	30.90s
6 TUX AND TAILS	2	2.2m	2.3m (1)	4.4m (1)	2:38.78	28.26s	30.75s
8 GORDON	3	2.5m	9.5m (0)	11.1m (0)	2:38.80	28.25s	30.29s
9 CROWDED REACTOR	4	4.9m	19.2m (1)	16.7m (1)	2:39.00	27.98s	30.07s
7 BAZZA MAC	5	7.2m	4.6m (0)	5.9m (0)	2:39.18	28.21s	31.05s
5 HIGHLY FLAMMABLE	6	16.6m	26.9m (0)	27.3m (1)	2:39.94	28.22s	30.24s
10 YA BETTOR FOLLOW	7	18.9m	24.1m (1)	21.0m (2)	2:40.13	27.96s	30.89s
4 KEPTAIN COURAGEO	8	20.5m	8.0m (1)	15.1m (0)	2:40.26	28.65s	31.45s
2 EMJAY TWENTY THR	9	35.7m	15.8m (0)	25.8m (0)	2:41.49	28.89s	31.90s
3 HILO TYSON	10	101.8m	21.8m (0)	66.7m (0)	2:46.83	31.47s	34.24s

Finish Position and metres gained from 800m





PJ Harness Analyser

Sectional Analysis Software - Not just a formguide!

www.facebook.com/PJHarnessRacing



RISE Digital, Harness Racing Australia nor the provider accepts any responsibility for the completeness or accuracy of any of the information contained herein, and makes no representations about its suitability for any particular purpose. Users should make their own judgements about those matters and/or seek independent advice. You assume all risks associated with use of data provided on this page

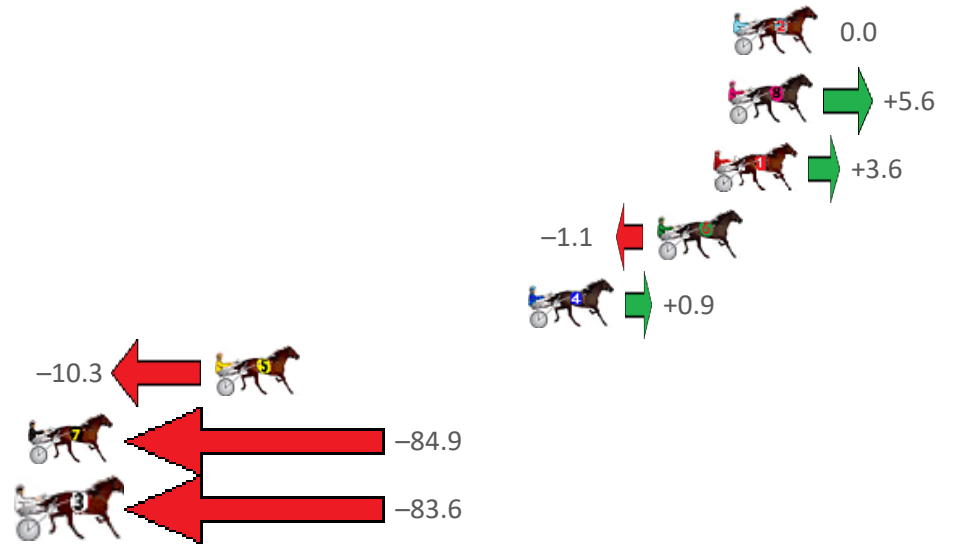
Central Wheatbelt Race 6 Distance 1730m

Sunday, 4 June 2023

Gross Time: 2:11.60 MileRate: 2:02.40 LeadTime: 8.60s First Qtr: 32.10s Second Qtr: 30.60s Third Qtr: 30.05s Fourth Qtr: 30.35s

NoHorse	Plc	Mar	800 Posi	400 Posi	Time	3rd Qtr	4th Qtr
2 HILO LOUISA	1	0.0m	0.0m (0)	0.0m (0)	2:11.60	30.05s	30.35s
8 THUNDER JOLT	2	0.2m	5.8m (1)	5.0m (1)	2:11.62	29.99s	29.99s
1 ARK OF ROCK	3	0.8m	4.4m (0)	4.3m (0)	2:11.66	30.04s	30.09s
6 MISTER RIGGERS	4	3.0m	1.9m (1)	0.7m (1)	2:11.84	29.96s	30.54s
4 BATAVIA BOB	5	8.1m	9.0m (0)	8.1m (0)	2:12.24	29.99s	30.38s
5 MUMMAS LITTLE ST	6	20.6m	10.3m (1)	10.2m (1)	2:13.24	30.04s	31.22s
7 SHADRACH	7	98.7m	13.8m (0)	64.5m (0)	2:19.44	33.86s	33.35s
3 DOMANDE	8	100.2m	16.6m (1)	65.4m (1)	2:19.56	33.72s	33.40s

Finish Position and metres gained from 800m





PJ Harness Analyser

Sectional Analysis Software - Not just a formguide!

www.facebook.com/PJHarnessRacing



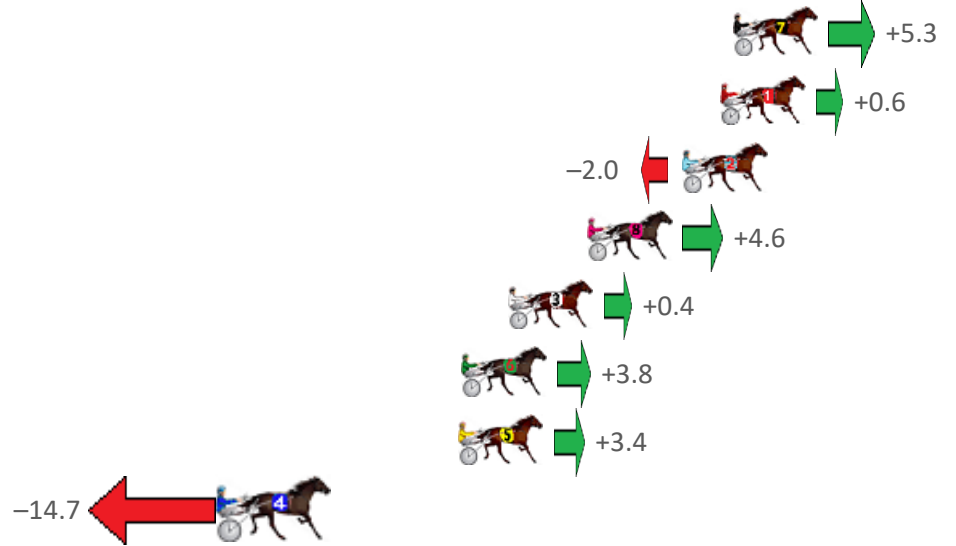
Central Wheatbelt Race 7 Distance 2130m

Sunday, 4 June 2023

Gross Time: 2:48.30 MileRate: 2:07.20 LeadTime: 42.30s First Qtr: 34.50s Second Qtr: 31.50s Third Qtr: 30.30s Fourth Qtr: 29.70s

NoHorse	Plc	Mar	800 Posi	400 Posi	Time	3rd Qtr	4th Qtr
7 PEEPING TOM	1	0.0m	5.3m (0)	4.4m (0)	2:48.30	30.23s	29.37s
1 STAR OF KAOS	2	0.5m	1.1m (0)	0.1m (0)	2:48.34	30.23s	29.73s
2 TORREVEAN VELOCE	3	2.0m	0.0m (1)	0.0m (1)	2:48.46	30.30s	29.86s
8 TOP SHELF JAMIESO	4	5.8m	10.4m (0)	9.2m (0)	2:48.75	30.21s	29.46s
3 CARMELA DOMENIC	5	8.9m	9.3m (1)	5.0m (2)	2:48.99	29.97s	30.02s
6 MELORSUE DEE	6	10.8m	14.6m (0)	13.8m (0)	2:49.14	30.23s	29.51s
5 WHOZ THIS	7	10.9m	14.3m (1)	11.0m (1)	2:49.15	30.04s	29.73s
4 FIRST REUNION	8	20.0m	5.3m (1)	5.9m (1)	2:49.86	30.34s	30.82s

Finish Position and metres gained from 800m





PJ Harness Analyser

Sectional Analysis Software - Not just a formguide!

www.facebook.com/PJHarnessRacing



RISE Digital, Harness Racing Australia nor the provider accepts any responsibility for the completeness or accuracy of any of the information contained herein, and makes no representations about its suitability for any particular purpose. Users should make their own judgements about those matters and/or seek independent advice. You assume all risks associated with use of data provided on this page