

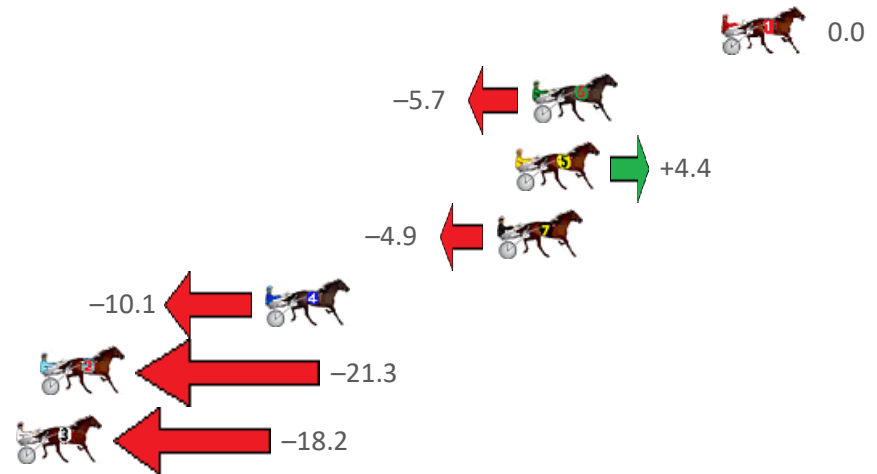
Narrogin Race 1 Distance 1823m

Saturday, 24 June 2023

Gross Time: 2:15.90 MileRate: 2:00.00 LeadTime: 15.00s First Qtr: 32.10s Second Qtr: 29.90s Third Qtr: 29.70s Fourth Qtr: 29.20s

NoHorse	Plc	Mar	800 Posi	400 Posi	Time	3rd Qtr	4th Qtr
1 IM ROCKIN ROD	1	0.0m	0.0m (0)	0.0m (0)	2:15.90	29.70s	29.20s
6 FOLLOW THE MUSIC	2	7.5m	1.8m (1)	2.6m (1)	2:16.47	29.76s	29.56s
5 BOSTON ROB	3	8.2m	12.6m (0)	14.4m (0)	2:16.53	29.83s	28.75s
7 GRAPELLIES BOY	4	8.9m	4.0m (0)	4.6m (0)	2:16.58	29.75s	29.51s
4 TAHI	5	18.1m	8.0m (0)	11.4m (1)	2:17.29	29.95s	29.69s
2 SHAKIRA BLUE	6	27.1m	5.8m (1)	7.0m (1)	2:17.98	29.80s	30.66s
3 AMERICAN ROCK	7	28.2m	10.0m (1)	12.0m (2)	2:18.06	29.86s	30.38s

Finish Position and metres gained from 800m





PJ Harness Analyser

Sectional Analysis Software - Not just a formguide!

www.facebook.com/PJHarnessRacing



RISE Digital, Harness Racing Australia nor the provider accepts any responsibility for the completeness or accuracy of any of the information contained herein, and makes no representations about its suitability for any particular purpose. Users should make their own judgements about those matters and/or seek independent advice. You assume all risks associated with use of data provided on this page


Narrogin Race 2 Distance 2242m

Saturday, 24 June 2023

Gross Time: 2:47.00 MileRate: 1:59.90 LeadTime: 46.60s First Qtr: 32.40s Second Qtr: 29.80s Third Qtr: 28.50s Fourth Qtr: 29.70s

NoHorse	Plc	Mar	800 Posi	400 Posi	Time	3rd Qtr	4th Qtr
2 ROCK ARTIST	1	0.0m	0.0m (0)	0.0m (0)	2:47.00	28.50s	29.70s
3 GALACTIC LIONESSE	2	13.8m	4.2m (0)	4.4m (0)	2:48.07	28.50s	30.39s
1 SANFORD BART	3	33.8m	8.2m (0)	11.2m (0)	2:49.63	28.68s	31.37s
4 TIZA WISH	4	35.1m	12.6m (0)	16.8m (0)	2:49.73	28.78s	31.05s
7 ELEPHANT ROCK	5	38.7m	17.2m (1)	22.4m (2)	2:50.01	28.85s	30.90s
8 HES THUNDER	6	41.9m	12.6m (1)	19.2m (1)	2:50.26	28.94s	31.38s
5 EL MANZANA	7	51.6m	7.8m (1)	14.6m (1)	2:51.02	28.94s	32.43s

Finish Position and metres gained from 800m





PJ Harness Analyser

Sectional Analysis Software - Not just a formguide!

www.facebook.com/PJHarnessRacing



RISE Digital, Harness Racing Australia nor the provider accepts any responsibility for the completeness or accuracy of any of the information contained herein, and makes no representations about its suitability for any particular purpose. Users should make their own judgements about those matters and/or seek independent advice. You assume all risks associated with use of data provided on this page

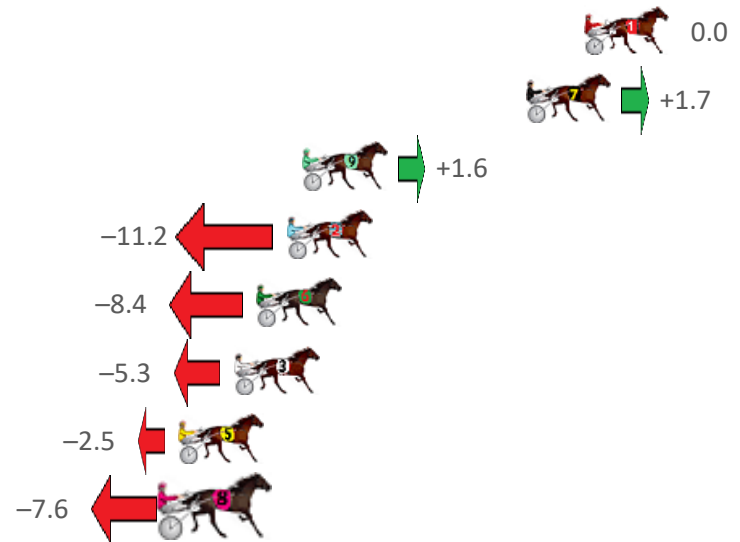
Narrogin Race 3 Distance 1823m

Saturday, 24 June 2023

Gross Time: 2:15.20 MileRate: 1:59.30 LeadTime: 14.80s First Qtr: 31.10s Second Qtr: 30.40s Third Qtr: 29.40s Fourth Qtr: 29.50s

NoHorse	Plc	Mar	800 Posi	400 Posi	Time	3rd Qtr	4th Qtr
1 IDEALINGOLD	1	0.0m	0.0m (0)	0.0m (0)	2:15.20	29.40s	29.50s
7 ROCKNROLL SASS	2	2.3m	4.0m (0)	4.0m (0)	2:15.38	29.40s	29.38s
9 ME FLASH	3	11.2m	12.8m (1)	3.2m (2)	2:16.07	28.70s	30.09s
2 BATTLECARD	4	11.8m	0.6m (1)	2.8m (1)	2:16.11	29.56s	30.16s
6 LOUIE LEBEAU	5	13.0m	4.6m (1)	7.0m (1)	2:16.21	29.57s	29.94s
3 COHLIN	6	13.9m	8.6m (1)	8.6m (2)	2:16.27	29.40s	29.89s
5 FOLLOW ROCKNROL	7	16.1m	13.6m (0)	13.8m (0)	2:16.45	29.41s	29.67s
8 TA IN ADVANCE	8	16.4m	8.8m (0)	9.2m (0)	2:16.47	29.43s	30.03s

Finish Position and metres gained from 800m





PJ Harness Analyser

Sectional Analysis Software - Not just a formguide!

www.facebook.com/PJHarnessRacing



RISE Digital, Harness Racing Australia nor the provider accepts any responsibility for the completeness or accuracy of any of the information contained herein, and makes no representations about its suitability for any particular purpose. Users should make their own judgements about those matters and/or seek independent advice. You assume all risks associated with use of data provided on this page

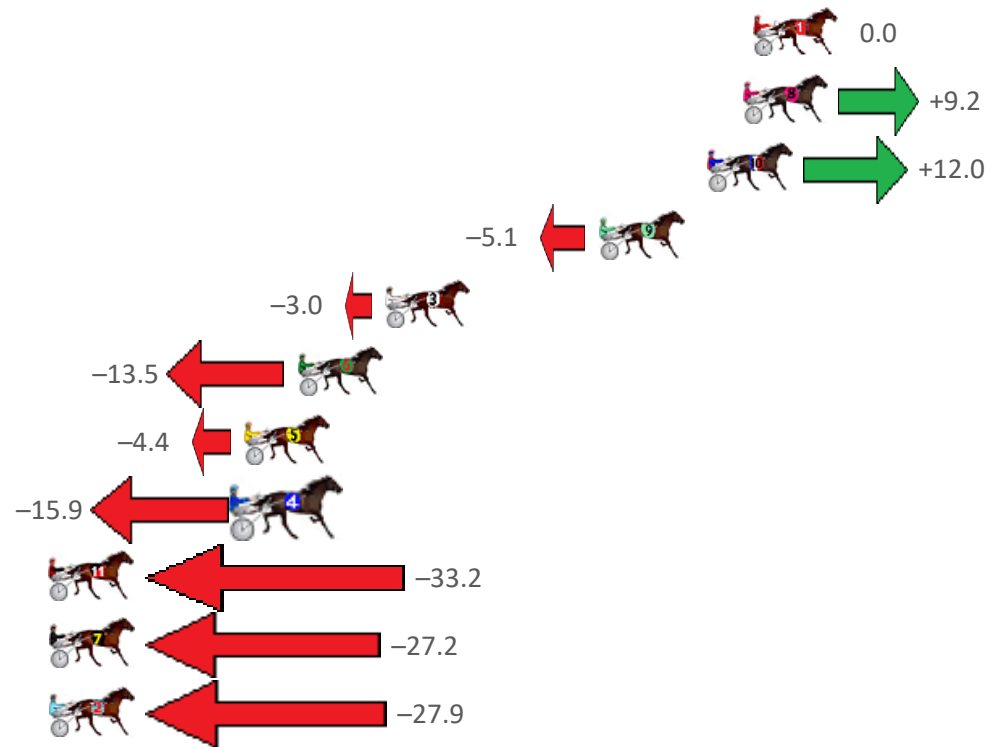
Narrogin Race 4 Distance 2636m

Saturday, 24 June 2023

Gross Time: 3:19.40 MileRate: 2:01.70 LeadTime: 78.80s First Qtr: 31.60s Second Qtr: 29.20s Third Qtr: 28.50s Fourth Qtr: 31.30s

NoHorse	Plc	Mar	800 Posi	400 Posi	Time	3rd Qtr	4th Qtr
1 SKIPPYS DELIGHT	1	0.0m	0.0m (0)	0.0m (0)	3:19.40	28.50s	31.30s
8 ICANBOLT	2	0.4m	9.6m (1)	10.4m (1)	3:19.43	28.59s	30.52s
10 STORMYSKYES	3	1.8m	13.8m (1)	15.0m (2)	3:19.55	28.64s	30.27s
9 PER ARDUA AD ASTR	4	6.1m	1.0m (2)	3.8m (1)	3:19.90	28.70s	31.48s
3 MIRACLE MARY	5	14.6m	11.6m (0)	19.6m (0)	3:20.59	29.11s	30.91s
6 HI TOMMY	6	18.1m	4.6m (0)	6.6m (0)	3:20.88	28.61s	32.19s
5 CRACKA TINNY	7	20.2m	15.8m (0)	24.0m (1)	3:21.05	29.12s	31.00s
4 I SEE FIRE	8	20.3m	4.4m (1)	16.2m (1)	3:21.06	29.36s	31.62s
11 GOLD HORSESHOE	9	43.2m	10.0m (2)	30.4m (1)	3:22.93	29.97s	32.30s
7 LETS ROCK TONIGHT	10	49.8m	22.6m (0)	36.4m (0)	3:23.47	29.48s	32.34s
2 MISTA MANGELS	11	60.5m	32.6m (0)	43.0m (0)	3:24.35	29.21s	32.66s

Finish Position and metres gained from 800m





PJ Harness Analyser

Sectional Analysis Software - Not just a formguide!

www.facebook.com/PJHarnessRacing



RISE Digital, Harness Racing Australia nor the provider accepts any responsibility for the completeness or accuracy of any of the information contained herein, and makes no representations about its suitability for any particular purpose. Users should make their own judgements about those matters and/or seek independent advice. You assume all risks associated with use of data provided on this page

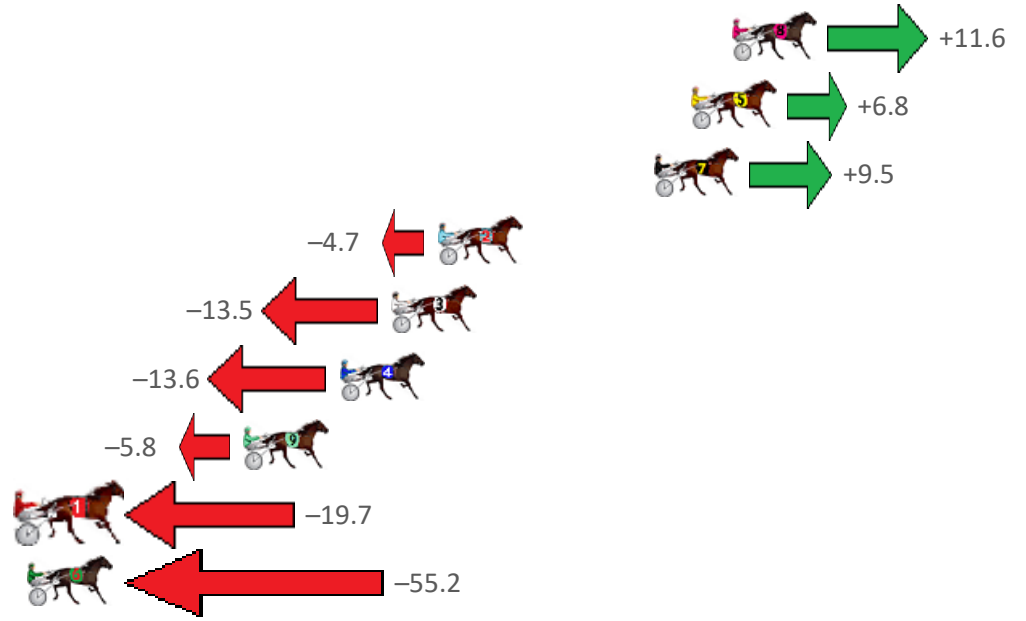
Narrogin Race 5 Distance 2242m

Saturday, 24 June 2023

Gross Time: 2:49.10 MileRate: 2:01.40 LeadTime: 46.50s First Qtr: 32.30s Second Qtr: 30.60s Third Qtr: 29.50s Fourth Qtr: 30.20s

NoHorse	Plc	Mar	800 Posi	400 Posi	Time	3rd Qtr	4th Qtr
8 OUR TRUMP CARD	1	0.0m	11.6m (1)	9.4m (2)	2:49.10	29.34s	29.49s
5 CARABAO	2	1.6m	8.4m (2)	1.8m (2)	2:49.23	29.01s	30.18s
7 OLLIE OLIVER	3	3.1m	12.6m (0)	14.4m (2)	2:49.35	29.64s	29.35s
2 PADDITUDE	4	11.7m	7.0m (1)	6.4m (1)	2:50.03	29.45s	30.60s
3 SANFORD HARRY	5	13.5m	0.0m (0)	0.4m (0)	2:50.17	29.52s	31.18s
4 JOHNNY LOMBO	6	15.6m	2.0m (1)	0.0m (1)	2:50.33	29.34s	31.37s
9 ILLEGAL ACT	7	19.4m	13.6m (2)	10.0m (3)	2:50.63	29.22s	30.91s
1 IMAHERO	8	28.1m	8.4m (0)	11.0m (0)	2:51.32	29.68s	31.48s
6 STEP IT UP	9	59.4m	4.2m (0)	6.6m (0)	2:53.80	29.63s	34.16s

Finish Position and metres gained from 800m





PJ Harness Analyser

Sectional Analysis Software - Not just a formguide!

www.facebook.com/PJHarnessRacing



RISE Digital, Harness Racing Australia nor the provider accepts any responsibility for the completeness or accuracy of any of the information contained herein, and makes no representations about its suitability for any particular purpose. Users should make their own judgements about those matters and/or seek independent advice. You assume all risks associated with use of data provided on this page

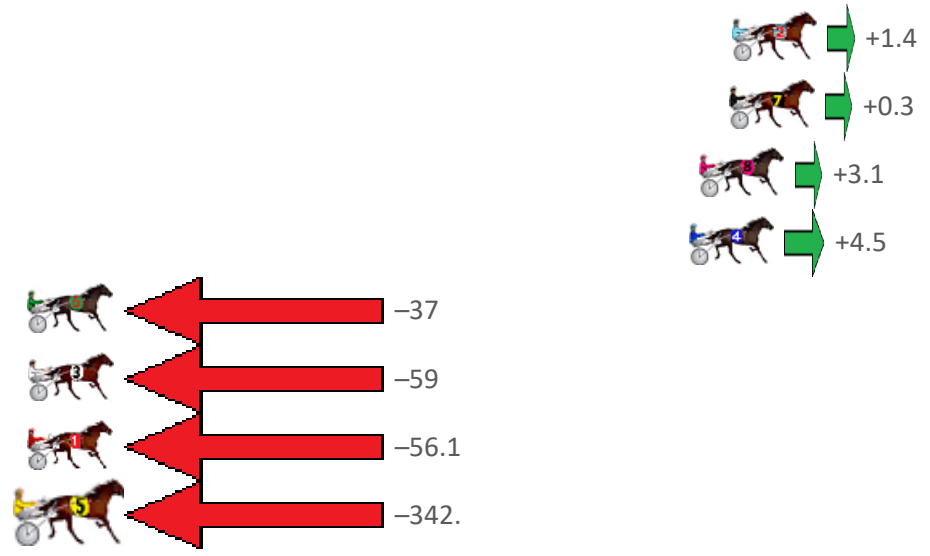
Narrogin Race 6 Distance 2242m

Saturday, 24 June 2023

Gross Time: 2:54.70 MileRate: 2:05.40 LeadTime: 48.70s First Qtr: 34.00s Second Qtr: 31.90s Third Qtr: 29.40s Fourth Qtr: 30.70s

NoHorse	Plc	Mar	800 Posi	400 Posi	Time	3rd Qtr	4th Qtr
2 BROOKLAND BOY	1	0.0m	1.4m (1)	0.0m (0)	2:54.70	29.30s	30.70s
7 ROCK THE BANK	2	0.1m	0.4m (2)	0.2m (1)	2:54.71	29.39s	30.69s
8 IMMACHULATE	3	1.3m	4.4m (0)	4.4m (1)	2:54.80	29.41s	30.46s
4 STAR OF KAOS	4	1.7m	6.2m (1)	3.4m (2)	2:54.84	29.19s	30.57s
6 JORDANO	5	45.4m	8.6m (0)	20.6m (0)	2:58.35	30.26s	32.59s
3 INFRINGEMENTNOTI	6	58.1m	0.0m (0)	6.0m (0)	2:59.37	29.76s	34.68s
1 BOBBYADLEM	7	67.1m	11.0m (1)	14.6m (1)	3:00.09	29.58s	34.71s
5 LIZZIE THORPE	8	392.7m	50.0m (0)	260.0m (0)	3:26.24	44.87s	40.83s

Finish Position and metres gained from 800m





PJ Harness Analyser

Sectional Analysis Software - Not just a formguide!

www.facebook.com/PJHarnessRacing



RISE Digital, Harness Racing Australia nor the provider accepts any responsibility for the completeness or accuracy of any of the information contained herein, and makes no representations about its suitability for any particular purpose. Users should make their own judgements about those matters and/or seek independent advice. You assume all risks associated with use of data provided on this page

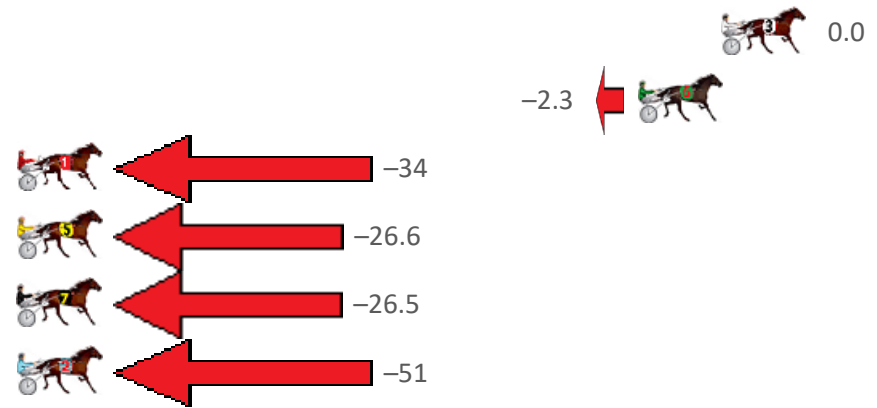
Narrogin Race 7 Distance 2242m

Saturday, 24 June 2023

Gross Time: 2:50.30 MileRate: 2:02.20 LeadTime: 46.60s First Qtr: 34.50s Second Qtr: 28.10s Third Qtr: 29.00s Fourth Qtr: 32.10s

NoHorse	Plc	Mar	800 Posi	400 Posi	Time	3rd Qtr	4th Qtr
3 FLYING TO WIN	1	0.0m	0.0m (0)	0.0m (0)	2:50.30	29.00s	32.10s
6 OUR LILLOU	2	3.3m	1.0m (1)	2.0m (1)	2:50.58	29.07s	32.20s
1 TIFFANY ROBYNE	3	38.9m	5.6m (0)	19.2m (0)	2:53.56	29.96s	33.67s
5 ESCAPEFROMREALIT	4	46.4m	19.8m (0)	32.4m (0)	2:54.19	29.90s	33.22s
7 GRACES STAR	5	54.7m	28.2m (0)	36.6m (0)	2:54.88	29.57s	33.54s
2 SPARKLING JEWELS	6	66.0m	15.6m (0)	25.8m (0)	2:55.83	29.62s	35.31s

Finish Position and metres gained from 800m





PJ Harness Analyser

Sectional Analysis Software - Not just a formguide!

www.facebook.com/PJHarnessRacing



RISE Digital, Harness Racing Australia nor the provider accepts any responsibility for the completeness or accuracy of any of the information contained herein, and makes no representations about its suitability for any particular purpose. Users should make their own judgements about those matters and/or seek independent advice. You assume all risks associated with use of data provided on this page