

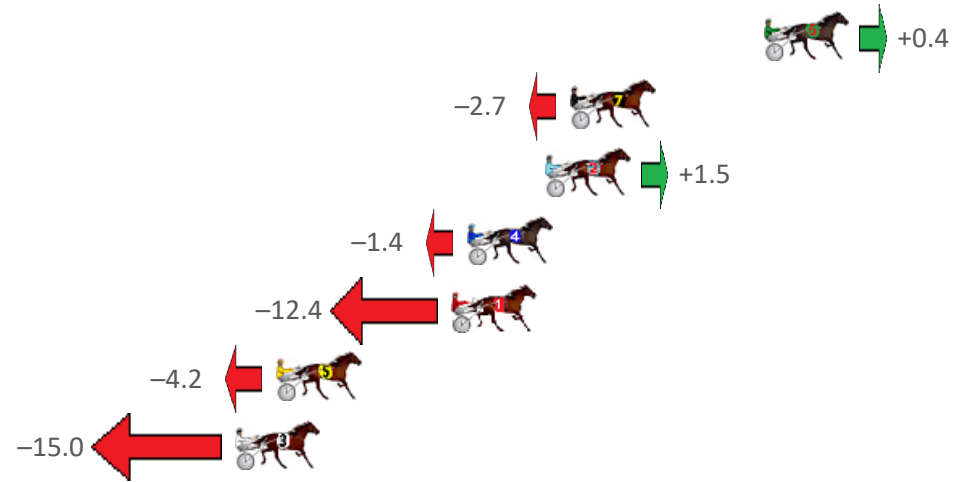
Northam Race 1 Distance 1780m

Friday, 23 June 2023

Gross Time: 2:15.10 MileRate: 2:02.10 LeadTime: 13.30s First Qtr: 30.00s Second Qtr: 32.60s Third Qtr: 30.20s Fourth Qtr: 29.00s

NoHorse	Plc	Mar	800 Posi	400 Posi	Time	3rd Qtr	4th Qtr
6 ON THE BACK FOOT	1	0.0m	0.4m (1)	0.4m (1)	2:15.10	30.20s	28.97s
7 STAR OF THE GALAX	2	7.7m	5.0m (0)	4.2m (0)	2:15.69	30.15s	29.25s
2 ROX THE WORLD	3	8.7m	10.2m (0)	9.8m (0)	2:15.76	30.17s	28.92s
4 MAYBELLINE ROCKS	4	11.8m	10.4m (1)	11.0m (1)	2:16.00	30.25s	29.06s
1 LUNETTA	5	12.4m	0.0m (0)	0.0m (0)	2:16.04	30.22s	29.89s
5 ROCKSTAR QUALITY	6	19.4m	15.2m (1)	17.4m (1)	2:16.58	30.36s	29.14s
3 ROLLING IN CLASS	7	21.0m	6.0m (1)	6.4m (1)	2:16.70	30.25s	30.05s

Finish Position and metres gained from 800m





PJ Harness Analyser

Sectional Analysis Software - Not just a formguide!

www.facebook.com/PJHarnessRacing



RISE Digital, Harness Racing Australia nor the provider accepts any responsibility for the completeness or accuracy of any of the information contained herein, and makes no representations about its suitability for any particular purpose. Users should make their own judgements about those matters and/or seek independent advice. You assume all risks associated with use of data provided on this page

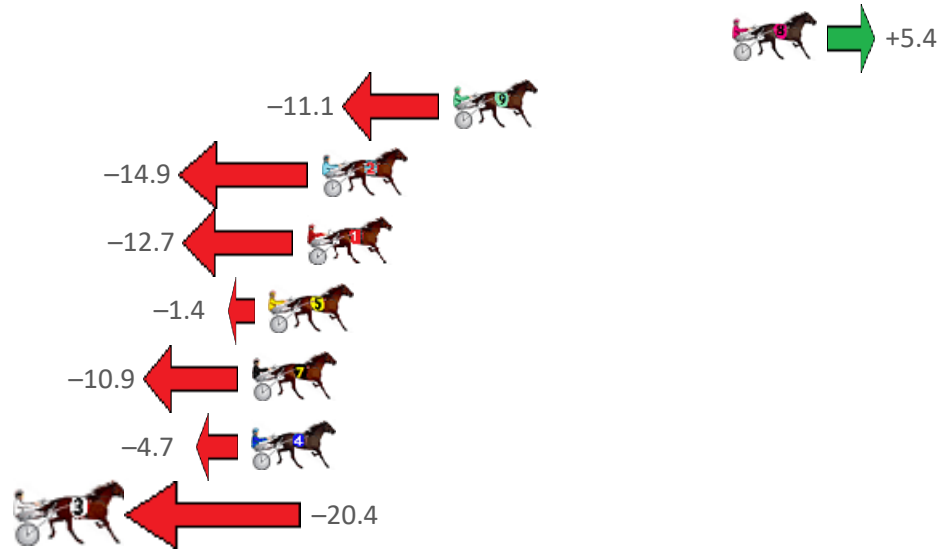
Northam Race 2 Distance 2190m

Friday, 23 June 2023

Gross Time: 2:46.40 MileRate: 2:02.30 LeadTime: 46.90s First Qtr: 30.00s Second Qtr: 30.70s Third Qtr: 28.90s Fourth Qtr: 29.90s

NoHorse	Plc	Mar	800 Posi	400 Posi	Time	3rd Qtr	4th Qtr
8 OUR LADY JEN	1	0.0m	5.4m (1)	0.4m (1)	2:46.40	28.54s	29.87s
9 SUKHOVEY WINDST	2	11.1m	0.0m (0)	0.0m (0)	2:47.27	28.89s	30.73s
2 ROCK THE BANK	3	16.3m	1.4m (1)	4.6m (1)	2:47.68	29.12s	30.77s
1 FEELING EMPATHY	4	16.9m	4.2m (0)	7.8m (0)	2:47.72	29.15s	30.58s
5 BONNIE PAULINE	5	18.4m	17.0m (0)	20.0m (0)	2:47.84	29.12s	29.78s
7 ELLUCIFER	6	19.1m	8.2m (0)	9.0m (1)	2:47.90	28.95s	30.65s
4 FLASHING ARK	7	19.1m	14.4m (1)	14.0m (1)	2:47.90	28.86s	30.28s
3 ALLAGLOW	8	29.8m	9.4m (1)	11.2m (2)	2:48.73	29.01s	31.28s

Finish Position and metres gained from 800m





PJ Harness Analyser

Sectional Analysis Software - Not just a formguide!

www.facebook.com/PJHarnessRacing



RISE Digital, Harness Racing Australia nor the provider accepts any responsibility for the completeness or accuracy of any of the information contained herein, and makes no representations about its suitability for any particular purpose. Users should make their own judgements about those matters and/or seek independent advice. You assume all risks associated with use of data provided on this page

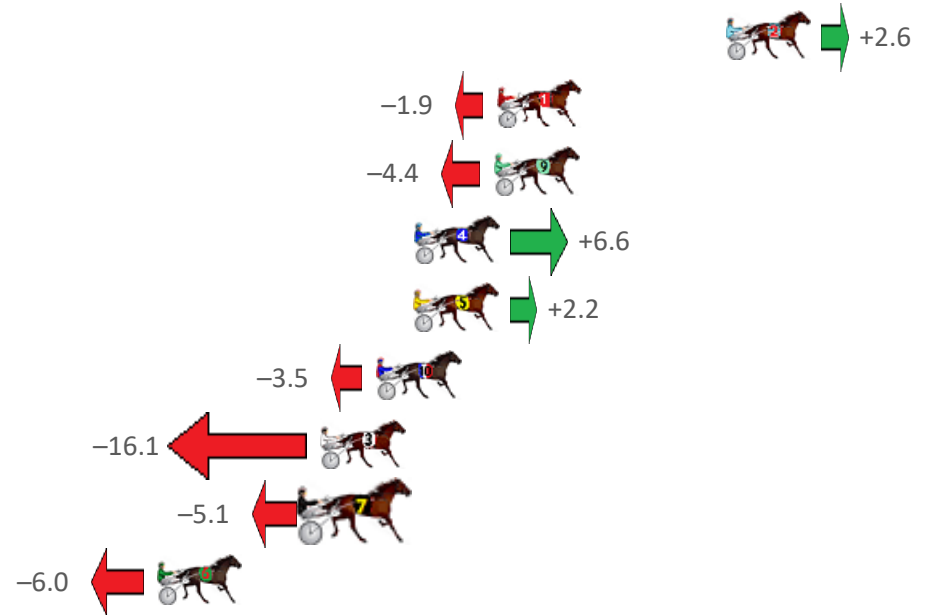
Northam Race 3 Distance 1780m

Friday, 23 June 2023

Gross Time: 2:12.20 MileRate: 1:59.50 LeadTime: 13.60s First Qtr: 29.60s Second Qtr: 30.00s Third Qtr: 29.20s Fourth Qtr: 29.80s

NoHorse	Plc	Mar	800 Posi	400 Posi	Time	3rd Qtr	4th Qtr
2 DAZZLING JEWEL	1	0.0m	2.6m (0)	0.0m (0)	2:12.20	29.01s	29.80s
1 MISTER RIGGERS	2	9.1m	7.2m (0)	7.0m (0)	2:12.91	29.18s	29.96s
9 EL JESSIE	3	9.2m	4.8m (1)	7.6m (2)	2:12.92	29.40s	29.92s
4 BAZZA MAC	4	12.4m	19.0m (1)	20.6m (2)	2:13.17	29.32s	29.19s
5 ISAIDBOO	5	12.4m	14.6m (1)	17.2m (1)	2:13.17	29.39s	29.44s
10 HEZA BEAUTY	6	13.9m	10.4m (1)	13.0m (1)	2:13.29	29.39s	29.87s
3 MAESTRO BELLINI	7	16.1m	0.0m (1)	4.4m (1)	2:13.46	29.51s	30.67s
7 ADDA PARIS	8	16.5m	11.4m (0)	13.4m (0)	2:13.49	29.34s	30.03s
6 ELLIEGOZOOM	9	22.6m	16.6m (0)	19.6m (0)	2:13.96	29.42s	30.02s

Finish Position and metres gained from 800m





PJ Harness Analyser

Sectional Analysis Software - Not just a formguide!

www.facebook.com/PJHarnessRacing



RISE Digital, Harness Racing Australia nor the provider accepts any responsibility for the completeness or accuracy of any of the information contained herein, and makes no representations about its suitability for any particular purpose. Users should make their own judgements about those matters and/or seek independent advice. You assume all risks associated with use of data provided on this page

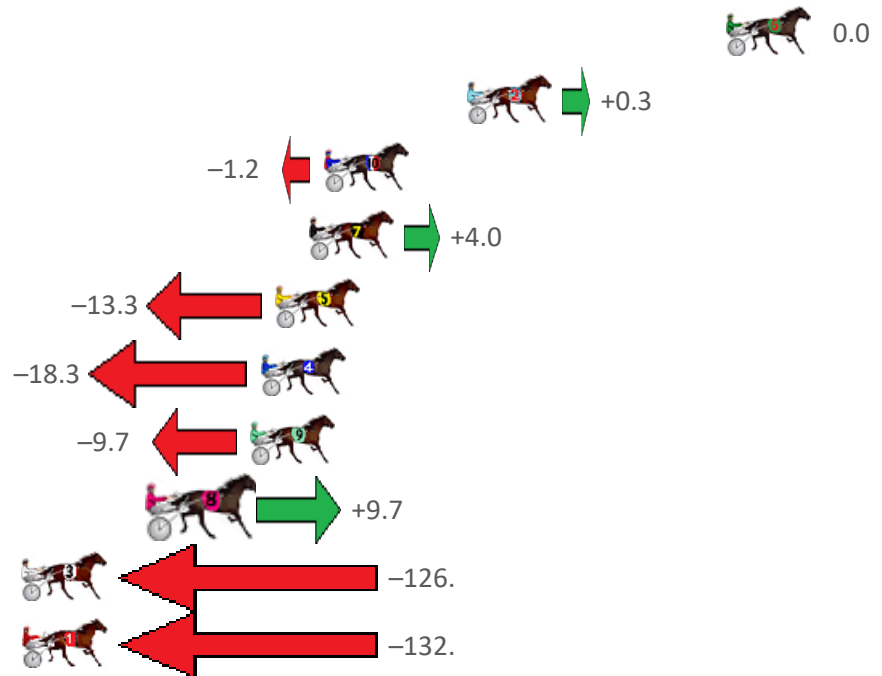
Northam Race 4 Distance 2190m

Friday, 23 June 2023

Gross Time: 2:47.20 MileRate: 2:02.80 LeadTime: 43.30s First Qtr: 31.90s Second Qtr: 32.90s Third Qtr: 29.20s Fourth Qtr: 29.90s

NoHorse	Plc	Mar	800 Posi	400 Posi	Time	3rd Qtr	4th Qtr
6 GOTA GOOD WARH	1	0.0m	0.0m (0)	0.0m (0)	2:47.20	29.20s	29.90s
2 OBSERVATION	2	10.3m	10.6m (0)	11.8m (2)	2:48.01	29.29s	29.79s
10 VELVET SHADOW	3	16.0m	14.8m (0)	18.8m (1)	2:48.45	29.50s	29.69s
7 MOLIMO	4	16.6m	20.6m (0)	23.0m (1)	2:48.50	29.38s	29.42s
5 HOT CINDER	5	17.9m	4.6m (1)	9.6m (1)	2:48.60	29.56s	30.52s
4 ALTA MONTEL	6	18.5m	0.2m (1)	2.6m (1)	2:48.65	29.36s	31.08s
9 ASHIMA	7	18.9m	9.2m (1)	13.4m (0)	2:48.68	29.50s	30.31s
8 ALTA EGO	8	22.5m	32.2m (0)	26.4m (2)	2:48.96	28.78s	29.61s
3 SHESGOTHEREYES	9	133.3m	6.4m (0)	33.8m (0)	2:57.64	31.13s	37.30s
1 JOLTED CHARM	10	382.0m	250.0m (0)	320.0m (0)	3:17.12	34.29s	34.51s

Finish Position and metres gained from 800m





PJ Harness Analyser

Sectional Analysis Software - Not just a formguide!

www.facebook.com/PJHarnessRacing



RISE Digital, Harness Racing Australia nor the provider accepts any responsibility for the completeness or accuracy of any of the information contained herein, and makes no representations about its suitability for any particular purpose. Users should make their own judgements about those matters and/or seek independent advice. You assume all risks associated with use of data provided on this page

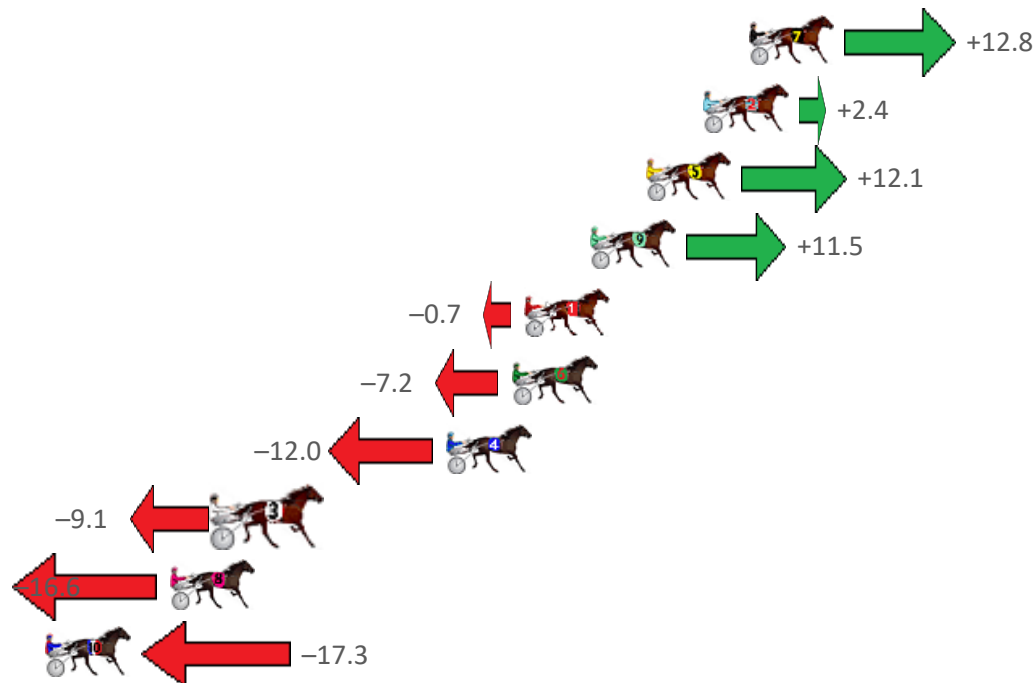
Northam Race 5 Distance 2190m

Friday, 23 June 2023

Gross Time: 2:44.50 MileRate: 2:00.80 LeadTime: 42.30s First Qtr: 31.10s Second Qtr: 30.80s Third Qtr: 29.90s Fourth Qtr: 30.40s

NoHorse	Plc	Mar	800 Posi	400 Posi	Time	3rd Qtr	4th Qtr
7 BREWERY LANE	1	0.0m	12.8m (0)	10.6m (1)	2:44.50	29.74s	29.60s
2 KEPTAIN COURAGEO	2	1.8m	4.2m (0)	4.0m (0)	2:44.64	29.89s	30.23s
5 ZYANYA	3	4.1m	16.2m (1)	17.4m (2)	2:44.83	30.00s	29.39s
9 THE RIGHTEOUS	4	6.3m	17.8m (0)	14.2m (0)	2:45.00	29.64s	29.80s
1 SPORTS CENTRAL	5	8.9m	8.2m (0)	8.2m (0)	2:45.21	29.90s	30.45s
6 GORDON	6	9.4m	2.2m (1)	2.8m (1)	2:45.25	29.94s	30.90s
4 BLAZIN BEAUTY	7	12.0m	0.0m (0)	0.0m (0)	2:45.45	29.89s	31.31s
3 BATAVIA STREAMLIN	8	20.9m	11.8m (1)	12.4m (2)	2:46.16	29.94s	31.04s
8 DELIGHTFUL MANDY	9	23.0m	6.4m (1)	6.6m (2)	2:46.33	29.90s	31.64s
10 TUX AND TAILS	10	37.9m	20.6m (1)	25.2m (0)	2:47.52	30.24s	31.36s

Finish Position and metres gained from 800m



PJ Harness Analyser

Sectional Analysis Software - Not just a formguide!

www.facebook.com/PJHarnessRacing

RISE Digital, Harness Racing Australia nor the provider accepts any responsibility for the completeness or accuracy of any of the information contained herein, and makes no representations about its suitability for any particular purpose. Users should make their own judgements about those matters and/or seek independent advice. You assume all risks associated with use of data provided on this page

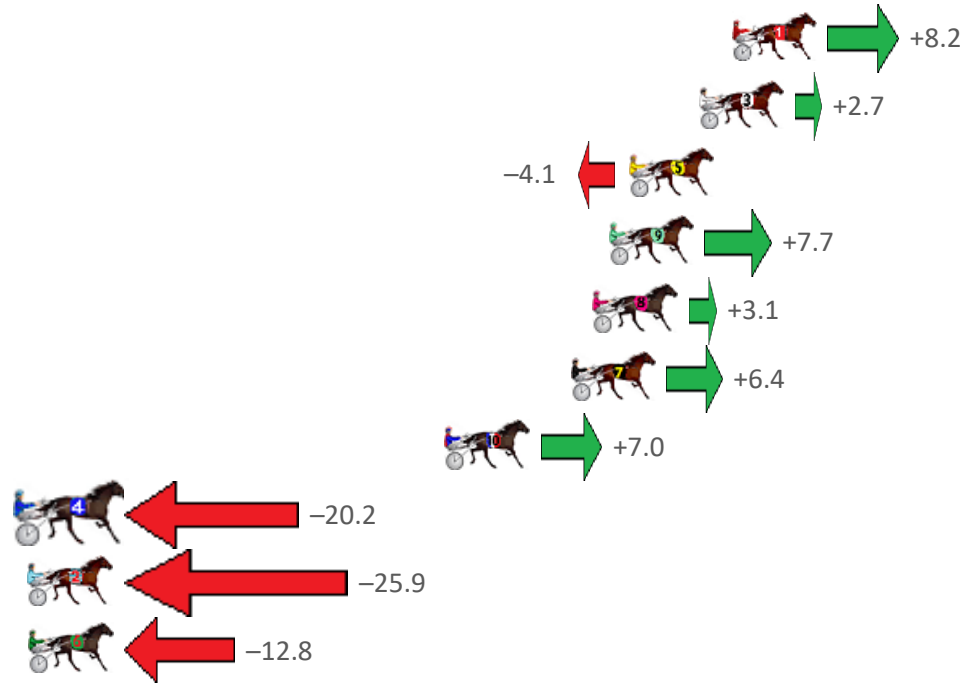
Northam Race 6 Distance 1780m

Friday, 23 June 2023

Gross Time: 2:13.40 MileRate: 2:00.60 LeadTime: 13.00s First Qtr: 30.00s Second Qtr: 31.10s Third Qtr: 29.90s Fourth Qtr: 29.40s

NoHorse	Plc	Mar	800 Posi	400 Posi	Time	3rd Qtr	4th Qtr
1 BELLS FOOL	1	0.0m	8.2m (0)	7.2m (0)	2:13.40	29.82s	28.87s
3 YA BETTOR FOLLOW	2	1.3m	4.0m (0)	0.4m (1)	2:13.50	29.64s	29.47s
5 NORTHERN GAZE	3	4.1m	0.0m (0)	0.0m (0)	2:13.72	29.90s	29.70s
9 RELIM	4	4.9m	12.6m (1)	10.6m (4)	2:13.78	29.75s	28.98s
8 PATH OF GOLD	5	5.5m	8.6m (1)	12.8m (1)	2:13.82	30.21s	28.87s
7 JADES FORTUNE	6	6.4m	12.8m (0)	14.6m (0)	2:13.89	30.03s	28.80s
10 KRAKKA LIGHTNING	7	11.4m	18.4m (0)	21.2m (0)	2:14.28	30.10s	28.68s
4 CLASSNSMART	8	29.2m	9.0m (2)	7.6m (3)	2:15.65	29.81s	30.98s
2 BATAVIA PLAYBOY	9	30.3m	4.4m (1)	10.2m (2)	2:15.74	30.34s	30.87s
6 OUR GLOWING STAR	10	30.4m	17.6m (1)	19.2m (2)	2:15.74	30.02s	30.22s

Finish Position and metres gained from 800m



PJ Harness Analyser

Sectional Analysis Software - Not just a formguide!

www.facebook.com/PJHarnessRacing

RISE Digital, Harness Racing Australia nor the provider accepts any responsibility for the completeness or accuracy of any of the information contained herein, and makes no representations about its suitability for any particular purpose. Users should make their own judgements about those matters and/or seek independent advice. You assume all risks associated with use of data provided on this page

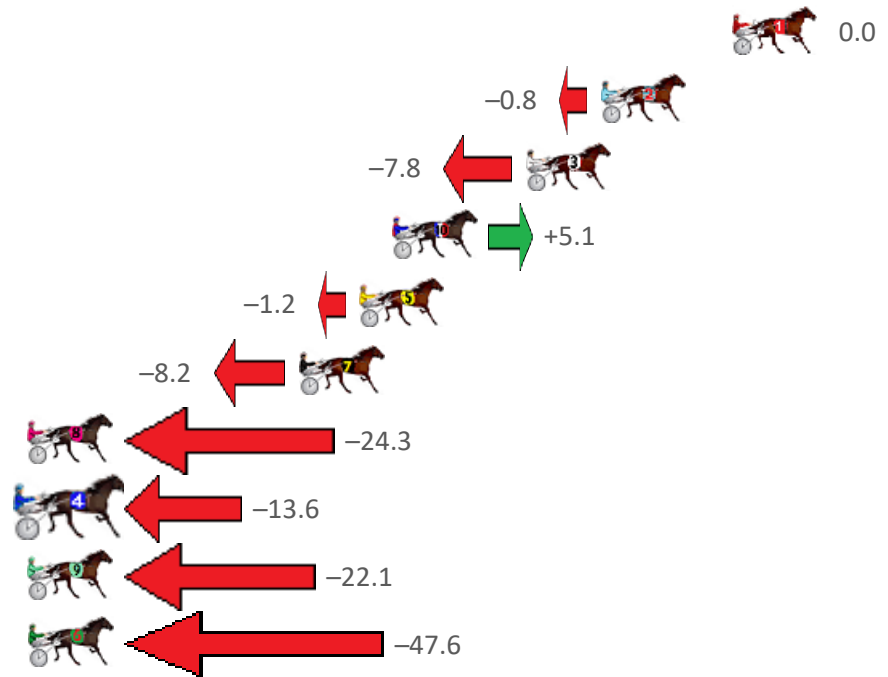
Northam Race 7 Distance 2190m

Friday, 23 June 2023

Gross Time: 2:49.10 MileRate: 2:04.20 LeadTime: 48.60s First Qtr: 29.90s Second Qtr: 31.00s Third Qtr: 29.20s Fourth Qtr: 30.40s

NoHorse	Plc	Mar	800 Posi	400 Posi	Time	3rd Qtr	4th Qtr
1 MISS VUNG TAU	1	0.0m	0.0m (0)	0.0m (0)	2:49.10	29.20s	30.40s
2 TIGER TOAST	2	5.2m	4.4m (0)	6.8m (0)	2:49.51	29.38s	30.28s
3 DREAMS OF VALHAL	3	8.2m	0.4m (1)	3.2m (1)	2:49.75	29.40s	30.78s
10 THIRTYTHREE TRICKS	4	13.5m	18.6m (0)	22.0m (0)	2:50.17	29.46s	29.76s
5 BOSTON BLUE CHIP	5	14.8m	13.6m (0)	17.4m (0)	2:50.28	29.49s	30.20s
7 AMERICAN VOODOO	6	17.2m	9.0m (0)	12.6m (0)	2:50.47	29.46s	30.75s
8 BILLY MACK	7	28.9m	4.6m (1)	16.0m (1)	2:51.40	30.03s	31.37s
4 WHISKY NEAT	8	29.2m	15.6m (1)	21.2m (2)	2:51.42	29.60s	31.00s
9 THE MONIES ON	9	32.9m	10.8m (1)	21.0m (1)	2:51.72	29.94s	31.30s
6 THATS SO FETCH	10	112.6m	65.0m (0)	80.0m (0)	2:58.06	30.26s	32.86s

Finish Position and metres gained from 800m





PJ Harness Analyser

Sectional Analysis Software - Not just a formguide!

www.facebook.com/PJHarnessRacing



RISE Digital, Harness Racing Australia nor the provider accepts any responsibility for the completeness or accuracy of any of the information contained herein, and makes no representations about its suitability for any particular purpose. Users should make their own judgements about those matters and/or seek independent advice. You assume all risks associated with use of data provided on this page

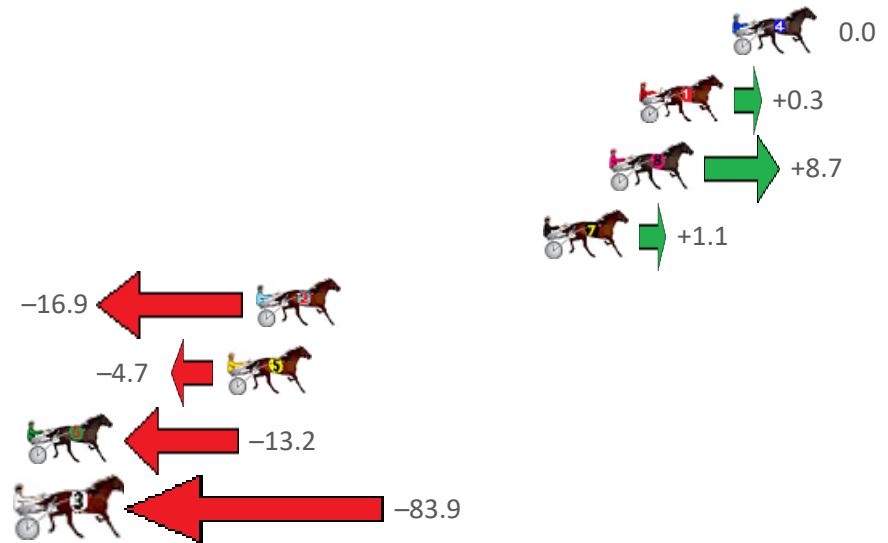
Northam Race 8 Distance 1780m

Friday, 23 June 2023

Gross Time: 2:16.40 MileRate: 2:03.30 LeadTime: 12.80s First Qtr: 32.10s Second Qtr: 31.50s Third Qtr: 30.70s Fourth Qtr: 29.30s

NoHorse	Plc	Mar	800 Posi	400 Posi	Time	3rd Qtr	4th Qtr
4 FIRST AIRBORNE	1	0.0m	0.0m (0)	0.0m (0)	2:16.40	30.70s	29.30s
1 SEVEN MILLION MO	2	3.7m	4.0m (0)	4.2m (0)	2:16.68	30.71s	29.26s
8 WHOZ THIS	3	4.9m	13.6m (0)	11.4m (0)	2:16.78	30.52s	28.83s
7 CARMELA DOMENIC	4	7.5m	8.6m (0)	7.2m (1)	2:16.98	30.60s	29.32s
2 BARDAN KID	5	18.9m	2.0m (1)	3.2m (1)	2:17.85	30.82s	30.44s
5 SHOOT FOR STARDO	6	20.1m	15.4m (1)	9.8m (2)	2:17.94	30.30s	30.05s
6 TOP SHELF JAMIESO	7	31.8m	18.6m (0)	16.2m (0)	2:18.84	30.55s	30.44s
3 FIRST REUNION	8	94.9m	11.0m (1)	20.2m (1)	2:23.69	31.52s	34.74s

Finish Position and metres gained from 800m





PJ Harness Analyser

Sectional Analysis Software - Not just a formguide!

www.facebook.com/PJHarnessRacing



RISE Digital, Harness Racing Australia nor the provider accepts any responsibility for the completeness or accuracy of any of the information contained herein, and makes no representations about its suitability for any particular purpose. Users should make their own judgements about those matters and/or seek independent advice. You assume all risks associated with use of data provided on this page