

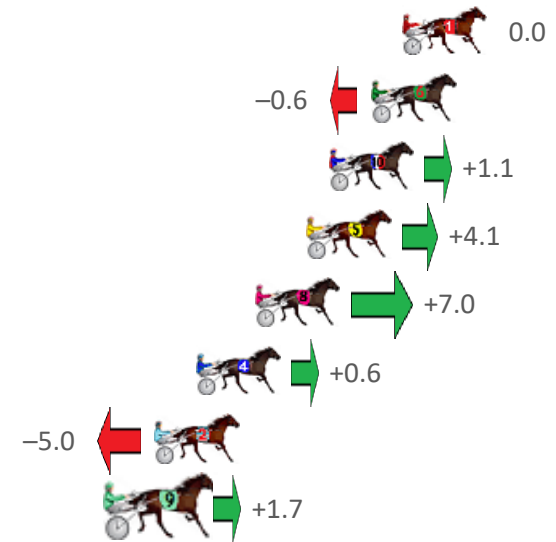
# Gloucester Park Race 1 Distance 2130m

Friday, 14 July 2023

Gross Time: 2:35.10 MileRate: 1:57.20 LeadTime: 38.40s First Qtr: 30.30s Second Qtr: 29.50s Third Qtr: 28.40s Fourth Qtr: 28.50s

NoHorse	Plc	Mar	800 Posi	400 Posi	Time	3rd Qtr	4th Qtr
1 HOPPYS WAY	1	0.0m	0.0m (0)	0.0m (0)	2:35.10	28.40s	28.50s
6 HIGH PRICE	2	1.2m	0.6m (1)	1.5m (1)	2:35.19	28.46s	28.49s
10 LITTLE BIT OF FUN	3	2.9m	4.0m (0)	4.3m (0)	2:35.32	28.42s	28.42s
5 LET IT LINGA	4	3.8m	7.9m (0)	8.2m (0)	2:35.38	28.42s	28.20s
8 PAUL EDWARD	5	5.8m	12.8m (1)	13.0m (1)	2:35.53	28.42s	28.01s
4 FRANCO WESTERN	6	8.2m	8.8m (1)	9.1m (1)	2:35.71	28.42s	28.47s
2 ETON ROCK	7	9.8m	4.8m (1)	5.4m (1)	2:35.83	28.44s	28.85s
9 THE BATMOBILE	8	11.3m	13.0m (0)	14.1m (0)	2:35.95	28.48s	28.35s

## Finish Position and metres gained from 800m





# PJ Harness Analyser

*Sectional Analysis Software - Not just a formguide!*

[www.facebook.com/PJHarnessRacing](http://www.facebook.com/PJHarnessRacing)



RISE Digital, Harness Racing Australia nor the provider accepts any responsibility for the completeness or accuracy of any of the information contained herein, and makes no representations about its suitability for any particular purpose. Users should make their own judgements about those matters and/or seek independent advice. You assume all risks associated with use of data provided on this page

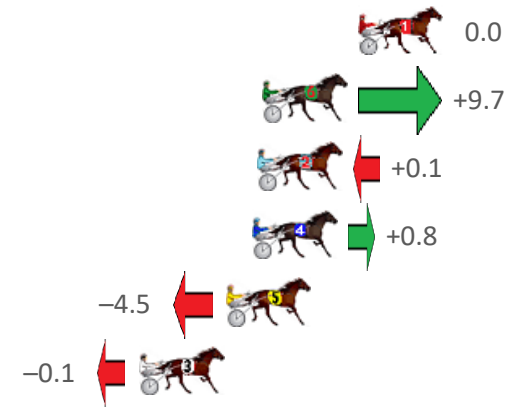
# Gloucester Park Race 2 Distance 2130m

Friday, 14 July 2023

Gross Time: 2:35.30 MileRate: 1:57.30 LeadTime: 37.30s First Qtr: 31.40s Second Qtr: 30.30s Third Qtr: 28.40s Fourth Qtr: 27.90s

NoHorse	Plc	Mar	800 Posi	400 Posi	Time	3rd Qtr	4th Qtr
1 BLITZEMBYE	1	0.0m	0.0m (0)	0.0m (0)	2:35.30	28.40s	27.90s
6 MOONLITE DRIVE	2	3.8m	13.5m (0)	14.0m (0)	2:35.58	28.43s	27.20s
2 KIMBLE	3	4.0m	4.1m (0)	4.9m (0)	2:35.59	28.45s	27.85s
4 WHATABRO	4	4.2m	5.0m (1)	6.3m (1)	2:35.61	28.49s	27.77s
5 CLASSIC CHOICE	5	5.2m	0.7m (1)	1.8m (1)	2:35.68	28.47s	28.16s
3 BEAT CITY	6	8.7m	8.6m (0)	9.2m (0)	2:35.94	28.43s	27.90s

## Finish Position and metres gained from 800m





## PJ Harness Analyser

*Sectional Analysis Software - Not just a formguide!*

[www.facebook.com/PJHarnessRacing](http://www.facebook.com/PJHarnessRacing)



RISE Digital, Harness Racing Australia nor the provider accepts any responsibility for the completeness or accuracy of any of the information contained herein, and makes no representations about its suitability for any particular purpose. Users should make their own judgements about those matters and/or seek independent advice. You assume all risks associated with use of data provided on this page

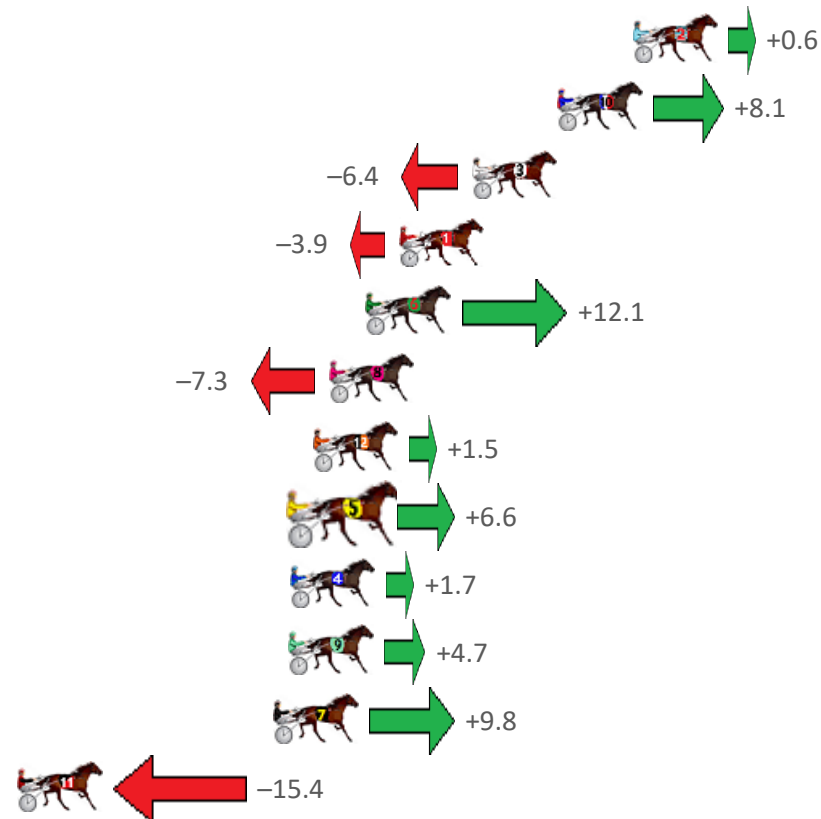
# Gloucester Park Race 3 Distance 1730m

Friday, 14 July 2023

Gross Time: 2:03.10 MileRate: 1:54.50 LeadTime: 7.60s First Qtr: 28.70s Second Qtr: 28.40s Third Qtr: 28.50s Fourth Qtr: 29.90s

NoHorse	Plc	Mar	800 Posi	400 Posi	Time	3rd Qtr	4th Qtr
2 MEA CULPA	1	0.0m	0.6m (0)	0.0m (0)	2:03.10	28.46s	29.90s
10 THE KRAKEN	2	3.0m	11.1m (0)	10.5m (1)	2:03.33	28.48s	29.37s
3 MASTER PUBLISHER	3	6.4m	0.0m (1)	0.3m (1)	2:03.60	28.52s	30.38s
1 GEE SMITH	4	9.3m	5.4m (0)	8.6m (0)	2:03.83	28.74s	30.01s
6 ROCKABALL	5	10.6m	22.7m (1)	23.2m (2)	2:03.93	28.58s	29.05s
8 REGAL CHEVAL	6	12.1m	4.8m (1)	6.4m (1)	2:04.05	28.62s	30.39s
12 POWER AND GRACE	7	12.7m	14.2m (1)	15.2m (1)	2:04.09	28.60s	29.79s
5 BROOKIES JET	8	13.2m	19.8m (0)	20.4m (0)	2:04.13	28.58s	29.45s
4 WALSH	9	13.6m	15.3m (0)	13.5m (0)	2:04.17	28.40s	29.99s
9 MASTER YOSSI	10	13.7m	18.4m (1)	19.3m (1)	2:04.17	28.60s	29.57s
7 AMERICAN BULLITT	11	14.3m	24.1m (0)	23.5m (1)	2:04.22	28.50s	29.32s
11 ALTA RHETT	12	24.5m	9.1m (1)	13.0m (2)	2:05.02	28.80s	30.88s

## Finish Position and metres gained from 800m



## PJ Harness Analyser

Sectional Analysis Software - Not just a formguide!

[www.facebook.com/PJHarnessRacing](http://www.facebook.com/PJHarnessRacing)

RISE Digital, Harness Racing Australia nor the provider accepts any responsibility for the completeness or accuracy of any of the information contained herein, and makes no representations about its suitability for any particular purpose. Users should make their own judgements about those matters and/or seek independent advice. You assume all risks associated with use of data provided on this page

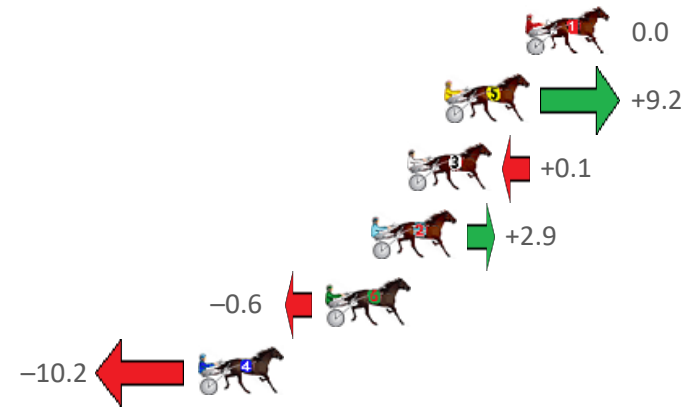
# Gloucester Park Race 4 Distance 2130m

Friday, 14 July 2023

Gross Time: 2:37.10 MileRate: 1:58.70 LeadTime: 38.80s First Qtr: 31.80s Second Qtr: 29.70s Third Qtr: 28.60s Fourth Qtr: 28.20s

NoHorse	Plc	Mar	800 Posi	400 Posi	Time	3rd Qtr	4th Qtr
1 STORMYSKYES	1	0.0m	0.0m (0)	0.0m (0)	2:37.10	28.60s	28.20s
5 AMERICAN ARMA	2	3.2m	12.4m (1)	11.4m (1)	2:37.34	28.52s	27.64s
3 FIFTY FIVE REBORN	3	4.7m	4.8m (0)	5.1m (0)	2:37.45	28.62s	28.19s
2 MY PRAYER	4	6.1m	9.0m (0)	9.9m (0)	2:37.55	28.66s	27.95s
6 SAHARA STORM	5	7.9m	7.3m (1)	6.8m (1)	2:37.69	28.56s	28.30s
4 THE AMBER HARE	6	13.0m	2.8m (1)	2.3m (1)	2:38.06	28.56s	29.00s

Finish Position and metres gained from 800m





## PJ Harness Analyser

*Sectional Analysis Software - Not just a formguide!*

[www.facebook.com/PJHarnessRacing](http://www.facebook.com/PJHarnessRacing)



RISE Digital, Harness Racing Australia nor the provider accepts any responsibility for the completeness or accuracy of any of the information contained herein, and makes no representations about its suitability for any particular purpose. Users should make their own judgements about those matters and/or seek independent advice. You assume all risks associated with use of data provided on this page

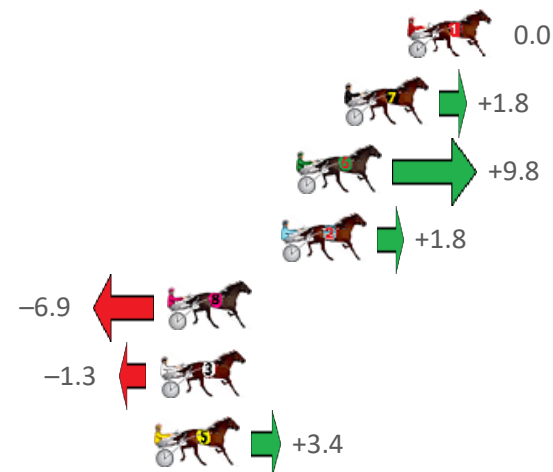
# Gloucester Park Race 5 Distance 2536m

Friday, 14 July 2023

Gross Time: 3:07.80 MileRate: 1:59.20 LeadTime: 69.90s First Qtr: 31.90s Second Qtr: 28.60s Third Qtr: 28.30s Fourth Qtr: 29.10s

NoHorse	Plc	Mar	800 Posi	400 Posi	Time	3rd Qtr	4th Qtr
1 STEEL THE SHOW	1	0.0m	0.0m (0)	0.0m (0)	3:07.80	28.30s	29.10s
7 THE MUSTANG	2	2.5m	4.3m (0)	3.9m (0)	3:07.99	28.28s	29.01s
6 GALACTIC STAR	3	4.4m	14.2m (1)	10.7m (1)	3:08.14	28.06s	28.67s
2 PATRONUS STAR	4	5.0m	6.8m (1)	6.2m (1)	3:08.18	28.26s	29.04s
8 THE CODE BREAKER	5	9.5m	2.6m (1)	2.3m (1)	3:08.53	28.28s	29.66s
3 WITHOUTHETUH	6	9.8m	8.5m (0)	8.7m (0)	3:08.55	28.32s	29.23s
5 CORDERO	7	10.0m	13.4m (0)	13.2m (0)	3:08.56	28.30s	28.92s

## Finish Position and metres gained from 800m





## PJ Harness Analyser

*Sectional Analysis Software - Not just a formguide!*

[www.facebook.com/PJHarnessRacing](http://www.facebook.com/PJHarnessRacing)



RISE Digital, Harness Racing Australia nor the provider accepts any responsibility for the completeness or accuracy of any of the information contained herein, and makes no representations about its suitability for any particular purpose. Users should make their own judgements about those matters and/or seek independent advice. You assume all risks associated with use of data provided on this page

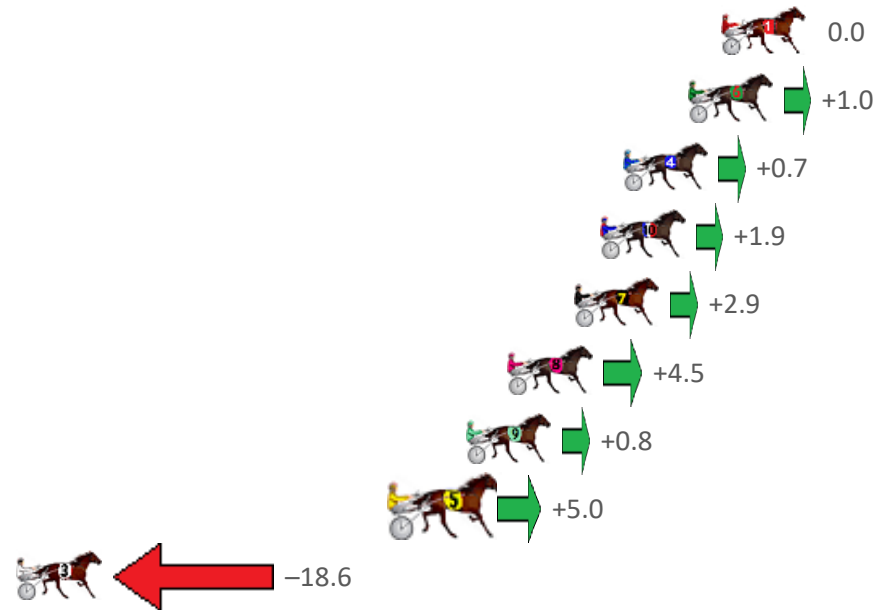
# Gloucester Park Race 6 Distance 2503m

Friday, 14 July 2023

Gross Time: 3:08.60 MileRate: 2:01.30 LeadTime: 72.60s First Qtr: 30.40s Second Qtr: 29.60s Third Qtr: 27.80s Fourth Qtr: 28.20s

NoHorse	Plc	Mar	800 Posi	400 Posi	Time	3rd Qtr	4th Qtr
1 CARABAO	1	0.0m	0.0m (0)	0.0m (0)	3:08.60	27.80s	28.20s
6 WATCHING OUR COI	2	1.3m	2.3m (1)	2.9m (1)	3:08.70	27.84s	28.09s
4 CHAL PATCH	3	3.9m	4.6m (0)	4.0m (0)	3:08.89	27.76s	28.21s
10 ARDENS HORIZON	4	4.8m	6.7m (1)	6.9m (1)	3:08.96	27.82s	28.07s
7 STREET HAWK	5	5.8m	8.7m (0)	8.3m (0)	3:09.03	27.78s	28.05s
8 AWAITINGINSTRUCTI	6	8.5m	13.0m (0)	12.1m (0)	3:09.23	27.74s	27.99s
9 MR FANTASTIC	7	10.1m	10.9m (1)	11.2m (1)	3:09.35	27.83s	28.17s
5 BEAT THE BANK	8	12.7m	17.7m (0)	15.8m (0)	3:09.54	27.68s	28.04s
3 HES A COOL MACH	9	33.7m	15.1m (1)	15.0m (1)	3:11.10	27.80s	29.66s

## Finish Position and metres gained from 800m





## PJ Harness Analyser

*Sectional Analysis Software - Not just a formguide!*

[www.facebook.com/PJHarnessRacing](http://www.facebook.com/PJHarnessRacing)



RISE Digital, Harness Racing Australia nor the provider accepts any responsibility for the completeness or accuracy of any of the information contained herein, and makes no representations about its suitability for any particular purpose. Users should make their own judgements about those matters and/or seek independent advice. You assume all risks associated with use of data provided on this page

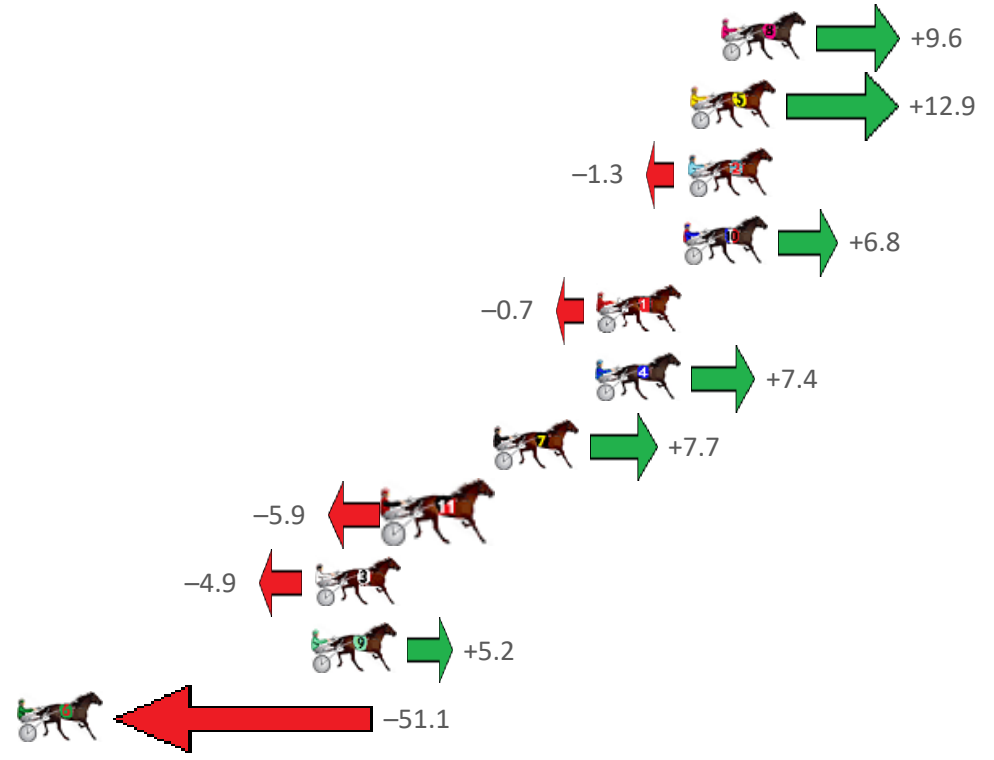
# Gloucester Park Race 7 Distance 2130m

Friday, 14 July 2023

Gross Time: 2:37.60 MileRate: 1:59.10 LeadTime: 36.90s First Qtr: 32.00s Second Qtr: 30.90s Third Qtr: 28.50s Fourth Qtr: 29.30s

NoHorse	Plc	Mar	800 Posi	400 Posi	Time	3rd Qtr	4th Qtr
8 ONESMARTFELLA	1	0.0m	9.6m (2)	0.1m (1)	2:37.60	27.82s	29.30s
5 CLOUD NINE	2	1.2m	14.1m (2)	4.5m (2)	2:37.69	27.82s	29.07s
2 HOTFOOT IT	3	1.3m	0.0m (0)	0.0m (0)	2:37.70	28.50s	29.40s
10 DISCO UNDER FIRE	4	1.5m	8.3m (0)	7.8m (1)	2:37.72	28.47s	28.85s
1 NAME IN LIGHTS	5	4.9m	4.2m (0)	4.5m (0)	2:37.98	28.52s	29.36s
4 CARUBA	6	5.0m	12.4m (0)	9.5m (0)	2:37.98	28.30s	29.00s
7 SOHO GIGOLO	7	9.0m	16.7m (0)	14.5m (2)	2:38.29	28.36s	28.95s
11 ALCIPPES DELIGHT	8	13.0m	7.1m (1)	8.7m (2)	2:38.60	28.62s	29.67s
3 FEELING ACES	9	16.1m	11.2m (1)	10.7m (3)	2:38.84	28.48s	29.77s
9 CAVALRY CALL	10	16.3m	21.5m (0)	22.3m (0)	2:38.85	28.58s	28.95s
6 FLYING RUMOUR	11	53.7m	2.6m (1)	13.1m (1)	2:41.73	29.26s	32.49s

## Finish Position and metres gained from 800m





# PJ Harness Analyser

Sectional Analysis Software - Not just a formguide!

[www.facebook.com/PJHarnessRacing](https://www.facebook.com/PJHarnessRacing)



RISE Digital, Harness Racing Australia nor the provider accepts any responsibility for the completeness or accuracy of any of the information contained herein, and makes no representations about its suitability for any particular purpose. Users should make their own judgements about those matters and/or seek independent advice. You assume all risks associated with use of data provided on this page

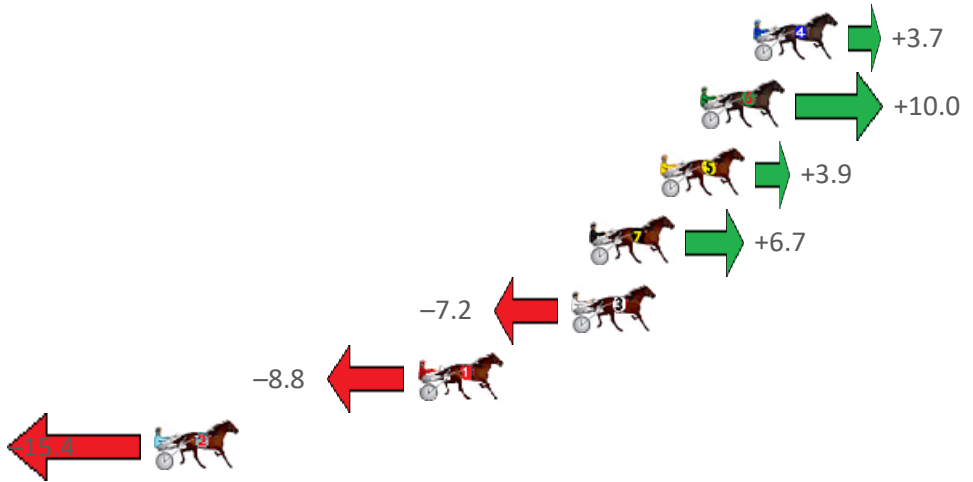
# Gloucester Park Race 8 Distance 2130m

Friday, 14 July 2023

Gross Time: 2:37.20 MileRate: 1:58.80 LeadTime: 39.30s First Qtr: 31.30s Second Qtr: 28.90s Third Qtr: 28.70s Fourth Qtr: 29.00s

NoHorse	Plc	Mar	800 Posi	400 Posi	Time	3rd Qtr	4th Qtr
4 AUGUST MOON	1	0.0m	3.7m (1)	1.2m (1)	2:37.20	28.52s	28.92s
6 PUREST COPPER	2	2.1m	12.1m (0)	9.2m (1)	2:37.36	28.50s	28.50s
5 SPORTING GRACE	3	3.7m	7.6m (1)	5.1m (1)	2:37.48	28.52s	28.92s
7 HUNT THE MAGIC	4	6.5m	13.2m (1)	14.3m (1)	2:37.69	28.78s	28.47s
3 FLY TO FAME	5	7.2m	0.0m (0)	0.0m (0)	2:37.75	28.70s	29.55s
1 LENI ROSE	6	13.3m	4.5m (0)	4.8m (0)	2:38.21	28.72s	29.67s
2 FEELING EMPATHY	7	23.8m	8.4m (0)	9.2m (0)	2:39.01	28.76s	30.15s

Finish Position and metres gained from 800m





## PJ Harness Analyser

Sectional Analysis Software - Not just a formguide!

[www.facebook.com/PJHarnessRacing](http://www.facebook.com/PJHarnessRacing)





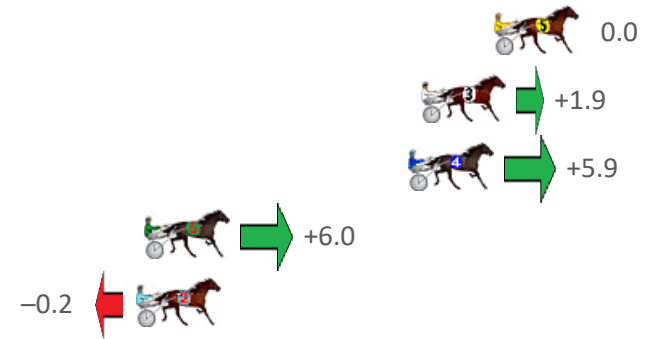
# Gloucester Park Race 9 Distance 1730m

Friday, 14 July 2023

Gross Time: 2:08.70 MileRate: 1:59.70 LeadTime: 7.70s First Qtr: 32.00s Second Qtr: 32.60s Third Qtr: 28.70s Fourth Qtr: 27.70s

NoHorse	Plc	Mar	800 Posi	400 Posi	Time	3rd Qtr	4th Qtr
5 HEEZ A VIBE	1	0.0m	0.0m (0)	0.0m (0)	2:08.70	28.70s	27.70s
3 FRANCO ENCORE	2	2.9m	4.8m (0)	2.3m (1)	2:08.91	28.52s	27.75s
4 MENEMSHA	3	3.4m	9.3m (0)	6.9m (1)	2:08.95	28.52s	27.47s
6 COPY CAT QUEEN	4	13.9m	19.9m (0)	9.3m (0)	2:09.71	27.93s	28.06s
2 KURIOUS BOY	5	14.2m	14.0m (0)	5.1m (0)	2:09.73	28.06s	28.37s

## Finish Position and metres gained from 800m





## PJ Harness Analyser

Sectional Analysis Software - Not just a formguide!

[www.facebook.com/PJHarnessRacing](http://www.facebook.com/PJHarnessRacing)



RISE Digital, Harness Racing Australia nor the provider accepts any responsibility for the completeness or accuracy of any of the information contained herein, and makes no representations about its suitability for any particular purpose. Users should make their own judgements about those matters and/or seek independent advice. You assume all risks associated with use of data provided on this page